

# Weekly SLA Customer Report

Customer VEN\_Production  
 Database ID 35



Harddisk Usage VEN\_PRD\_VENABS06\_DB

	Free disk space on C: (%)	Total disk space on C: (Gb)	Used disk space on C: (Gb)	Free disk space on D: (%)	Total disk space on D: (Gb)	Used disk space on D: (Gb)	Free disk space on E: (%)	Total disk space on E: (Gb)	Used disk space on E: (Gb)
18-11-2023	51	102	50	25	721	540	84	400	66
17-11-2023	51	102	50	25	721	540	85	400	59
16-11-2023	51	102	50	25	721	540	84	400	62
15-11-2023	51	102	50	25	721	540	85	400	61
14-11-2023	51	102	50	25	721	540	85	400	60
13-11-2023	51	102	50	25	721	540	85	400	60
12-11-2023	51	102	50	25	721	540	85	400	58

Harddisk Usage VEN\_PRD\_VENABS07\_SB-DB

	Free disk space on C: (%)	Total disk space on C: (Gb)	Used disk space on C: (Gb)	Free disk space on D: (%)	Total disk space on D: (Gb)	Used disk space on D: (Gb)	Free disk space on E: (%)	Total disk space on E: (Gb)	Used disk space on E: (Gb)
18-11-2023	42	102	60	20	1,000	800	86	400	56
17-11-2023	42	102	60	20	1,000	800	86	400	57
16-11-2023	41	102	60	20	1,000	800	85	400	60
15-11-2023	41	102	60	20	1,000	800	85	400	59
14-11-2023	41	102	60	20	1,000	800	85	400	58
13-11-2023	42	102	59	20	1,000	796	85	400	58
12-11-2023	43	102	58	21	1,000	793	86	400	56

# Weekly SLA Customer Report

Customer VEN\_Production  
 Database ID 35



Harddisk Usage VEN\_PRD\_VENABS08\_BI

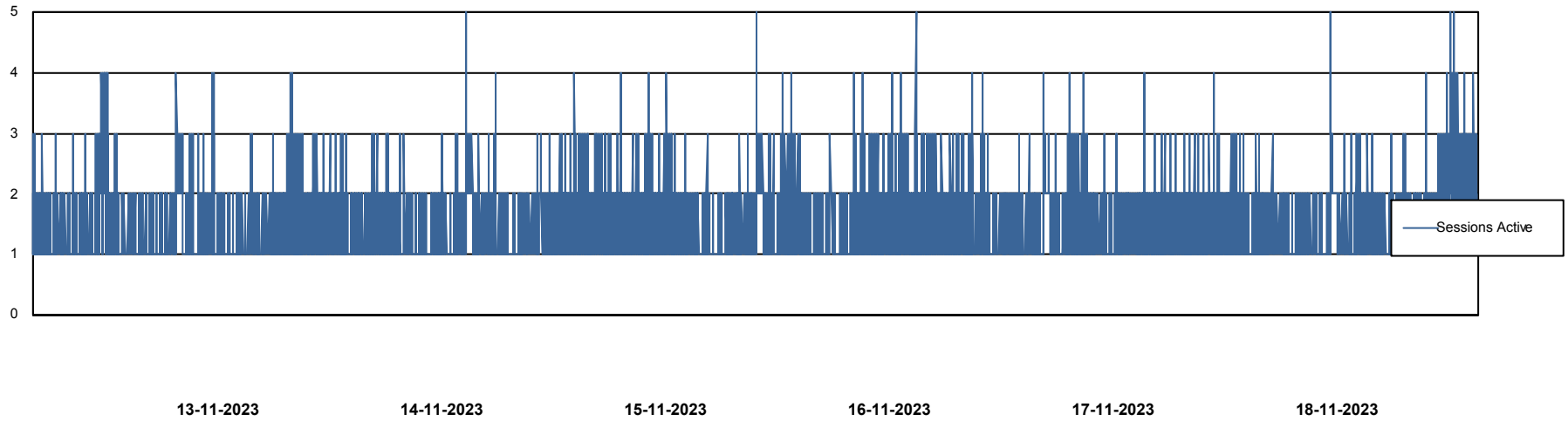
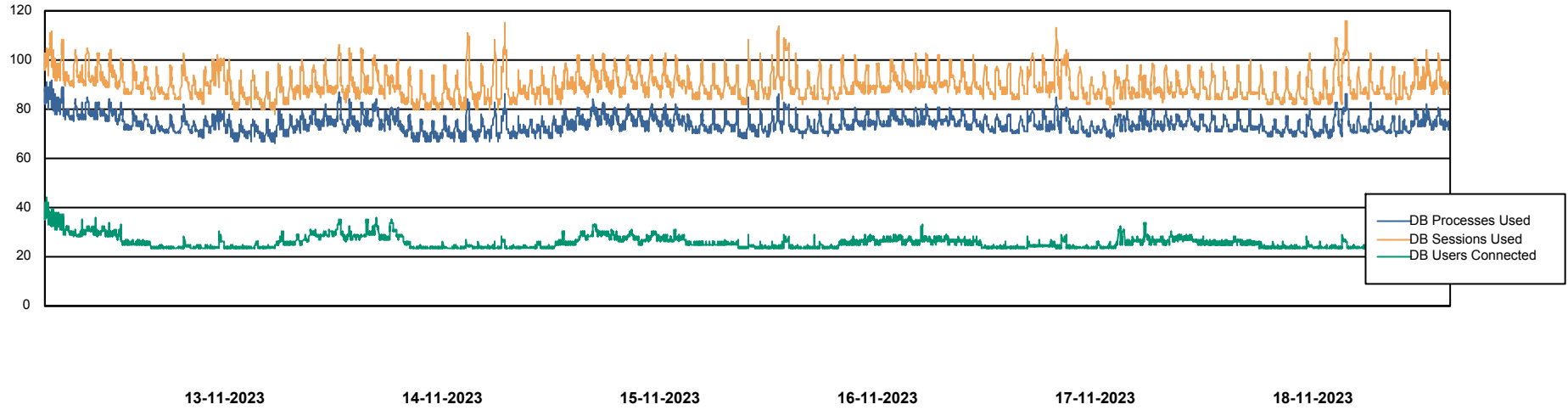
	Free disk space on C: (%)	Total disk space on C: (Gb)	Used disk space on C: (Gb)	Free disk space on D: (%)	Total disk space on D: (Gb)	Used disk space on D: (Gb)
18-11-2023	36	102	65	35	601	389
17-11-2023	36	102	65	36	601	387
16-11-2023	36	102	65	36	601	387
15-11-2023	36	102	65	36	601	387
14-11-2023	36	102	66	36	601	387
13-11-2023	36	102	66	36	601	387
12-11-2023	36	102	66	36	601	387

# Weekly SLA Customer Report

Customer VEN\_Production  
Database ID 35



## Database Performance VENDB\_Production



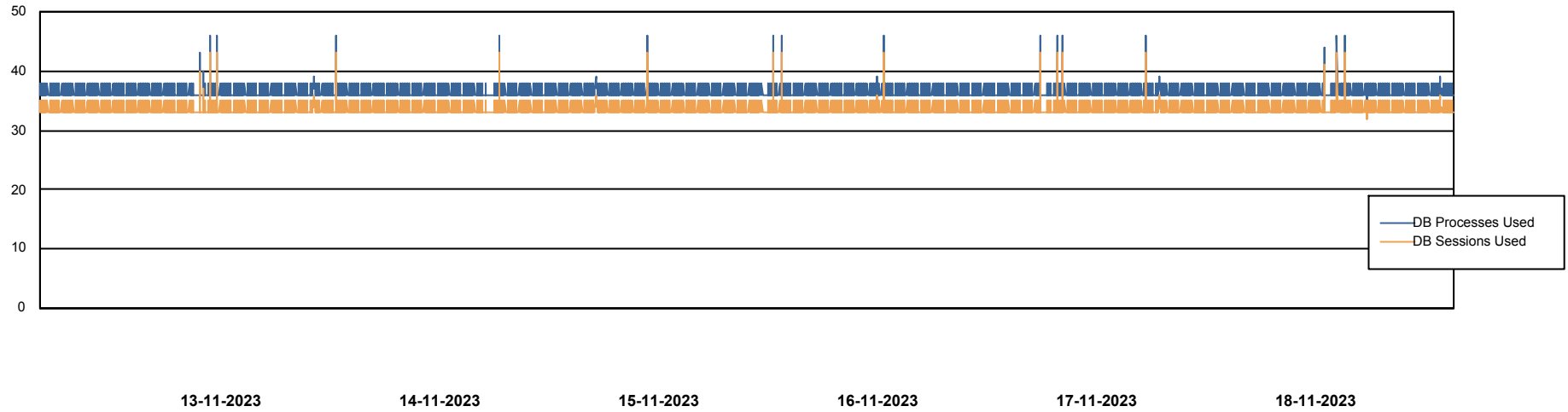
# Weekly SLA Customer Report

Customer VEN\_Production  
Database ID 35



Database Performance VENDB\_Standby

DB Processes Max 300



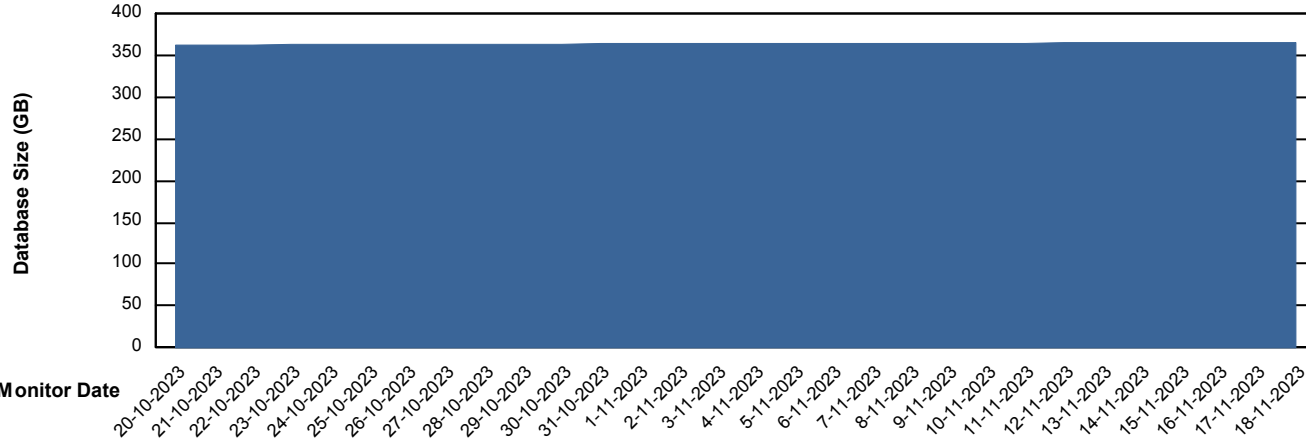
# Weekly SLA Customer Report

Customer VEN\_Production  
 Database ID 35



DATABASE SIZE VENDB\_Production

Database growth over last month



Database Tablespace VENDB\_Production

Date	Tablespace Name	Filesize (Gb)	Usedsize (Gb)	Percentage free
18-11-2023	ABSDATA	222	186	16
	INDX	207	169	18
17-11-2023	ABSDATA	222	186	16
	INDX	207	169	18
16-11-2023	ABSDATA	222	186	16
	INDX	207	169	18
15-11-2023	ABSDATA	222	186	16
	INDX	207	169	18
14-11-2023	ABSDATA	222	186	16
	INDX	207	169	18
13-11-2023	ABSDATA	222	186	16
	INDX	207	169	18
12-11-2023	ABSDATA	222	186	16
	INDX	207	169	18

# Weekly SLA Customer Report

Customer VEN\_Production  
Database ID 35



Standby Database Health VEN\_Production

## Recovery lag for last 7 days

