

# Weekly SLA Customer Report

Customer NIX\_Production  
 Database ID 51



Harddisk Usage NIX\_PRD\_ABSAPP01

	Free disk space on C: (%)	Total disk space on C: (Gb)	Used disk space on C: (Gb)	Free disk space on E: (%)	Total disk space on E: (Gb)	Used disk space on E: (Gb)
18-11-2023	75	207	52	100	98	0
17-11-2023	75	207	52	100	98	0
16-11-2023	58	207	86	100	98	0
15-11-2023	50	207	104	100	98	0
14-11-2023	50	207	103	100	98	0
13-11-2023	50	207	103	100	98	0
12-11-2023	50	207	103	100	98	0

Harddisk Usage NIX\_PRD\_ABSAPP04

	Free disk space on C: (%)	Total disk space on C: (Gb)	Used disk space on C: (Gb)
18-11-2023	31	127	87
17-11-2023	31	127	87
16-11-2023	31	127	87
15-11-2023	30	127	89
14-11-2023	29	127	89
13-11-2023	29	127	89
12-11-2023	28	127	91

# Weekly SLA Customer Report

Customer NIX\_Production  
Database ID 51



## Harddisk Usage NIX\_PRD\_ABSWEB02

	Free disk space on C: (%)	Total disk space on C: (Gb)	Used disk space on C: (Gb)
18-11-2023	86	300	43
17-11-2023	86	300	43
16-11-2023	86	300	43
15-11-2023	86	300	43
14-11-2023	86	300	43
13-11-2023	86	300	43
12-11-2023	85	300	44

## Harddisk Usage NIX\_PRD\_NIXONABSBI

	Free disk space on C: (%)	Total disk space on C: (Gb)	Used disk space on C: (Gb)	Free disk space on E: (%)	Total disk space on E: (Gb)	Used disk space on E: (Gb)
18-11-2023	66	179	61	54	700	319
17-11-2023	66	179	61	55	700	317
16-11-2023	66	179	61	45	700	383
15-11-2023	66	179	61	39	700	430
14-11-2023	66	179	61	39	700	430
13-11-2023	66	179	61	39	700	430
12-11-2023	66	179	61	39	700	430

# Weekly SLA Customer Report

Customer NIX\_Production  
 Database ID 51



Harddisk Usage NIX\_PRD\_ORCDB1

	Free disk space on C: (%)	Total disk space on C: (Gb)	Used disk space on C: (Gb)	Free disk space on D: (%)	Total disk space on D: (Gb)	Used disk space on D: (Gb)	Free disk space on E: (%)	Total disk space on E: (Gb)	Used disk space on E: (Gb)	Free disk space on F: (%)
18-11-2023	68	554	175	45	586	319	48	605	314	41
17-11-2023	67	554	181	45	586	319	48	605	314	42
16-11-2023	68	554	178	45	586	319	48	605	314	41
15-11-2023	68	554	178	45	586	319	48	605	314	41
14-11-2023	68	554	177	45	586	319	48	605	314	42
13-11-2023	68	554	178	45	586	319	48	605	314	43
12-11-2023	68	554	177	45	586	319	48	605	314	42

Harddisk Usage NIX\_PRD\_ORCDB2

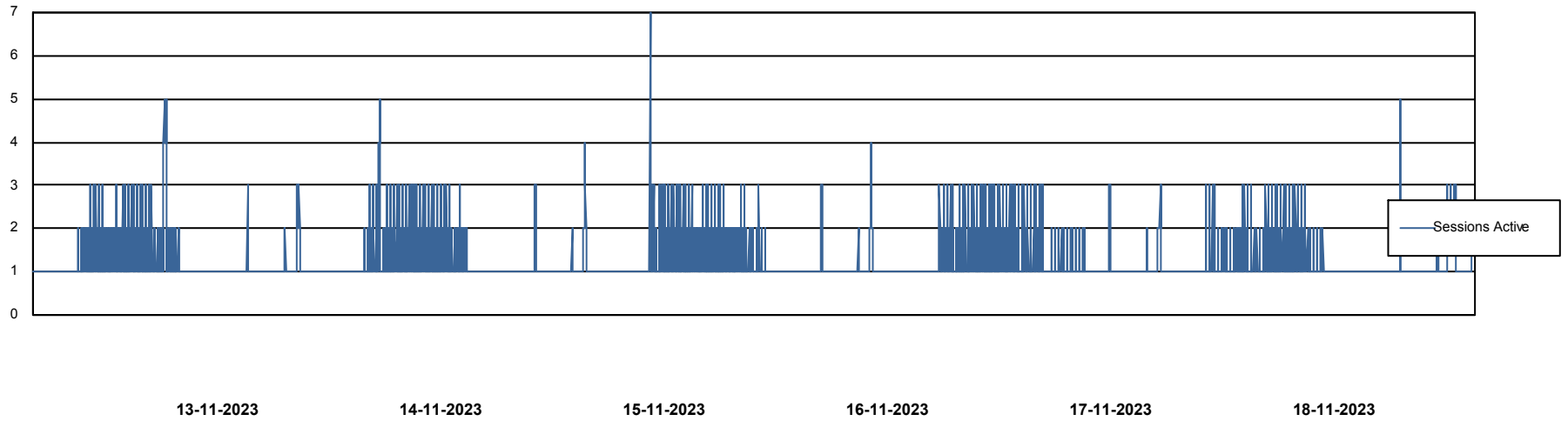
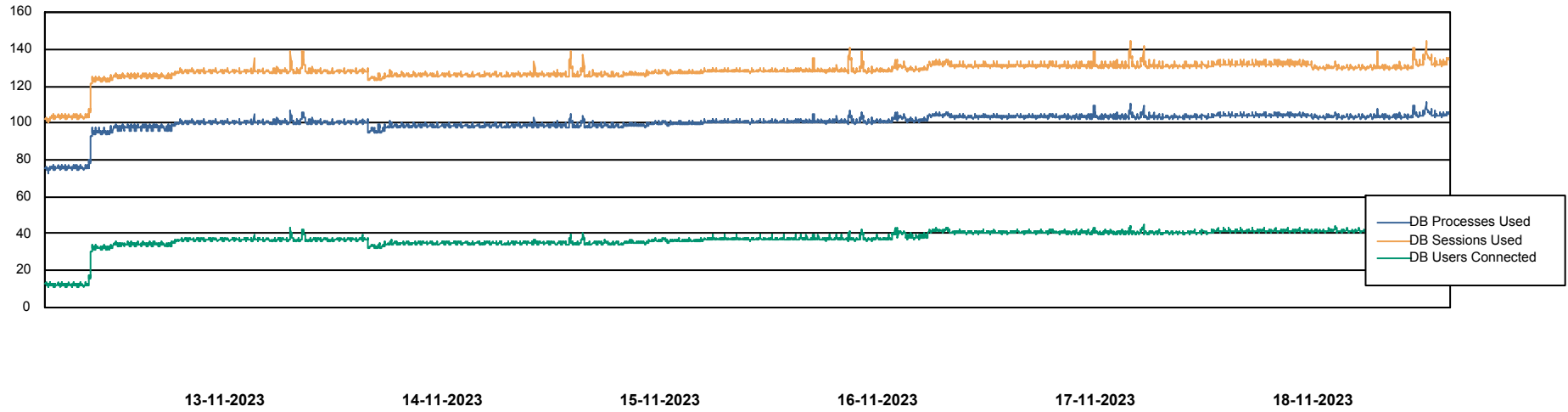
	Free disk space on C: (%)	Total disk space on C: (Gb)	Used disk space on C: (Gb)	Free disk space on D: (%)	Total disk space on D: (Gb)	Used disk space on D: (Gb)	Free disk space on E: (%)	Total disk space on E: (Gb)	Used disk space on E: (Gb)	Free disk space on F: (%)
18-11-2023	88	574	67	41	488	290	54	684	314	87
17-11-2023	88	574	67	41	488	290	54	684	313	87
16-11-2023	88	574	68	41	488	290	54	684	313	87
15-11-2023	88	574	68	41	488	290	54	684	313	87
14-11-2023	88	574	68	41	488	290	54	684	313	87
13-11-2023	88	574	67	41	488	290	54	684	313	88
12-11-2023	88	574	67	41	488	290	54	684	313	88

# Weekly SLA Customer Report

Customer NIX\_Production  
Database ID 51



## Database Performance NIXDB\_BI

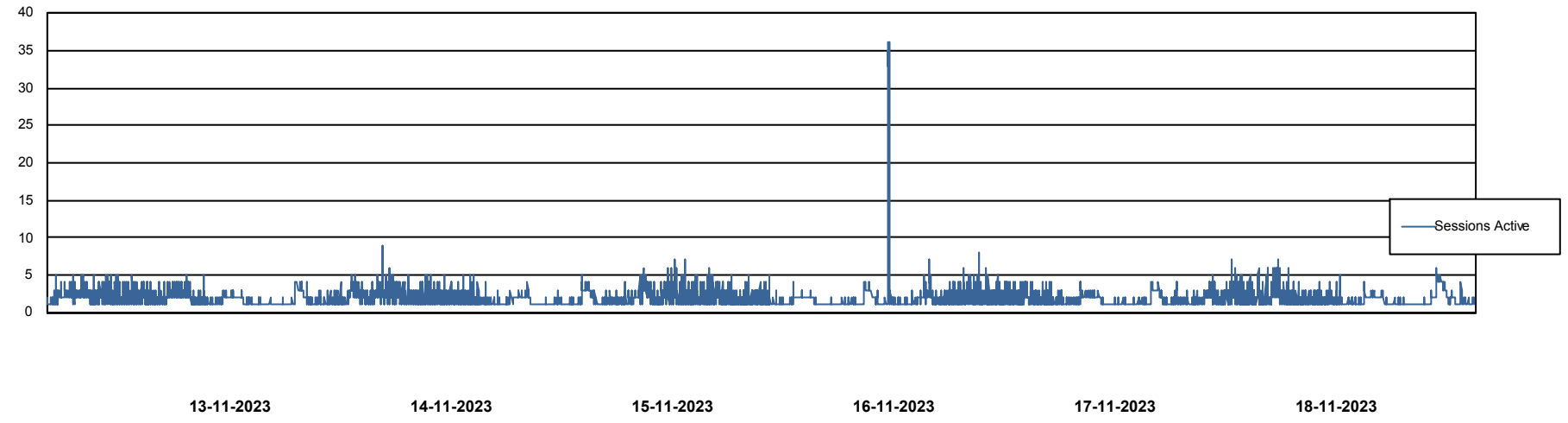
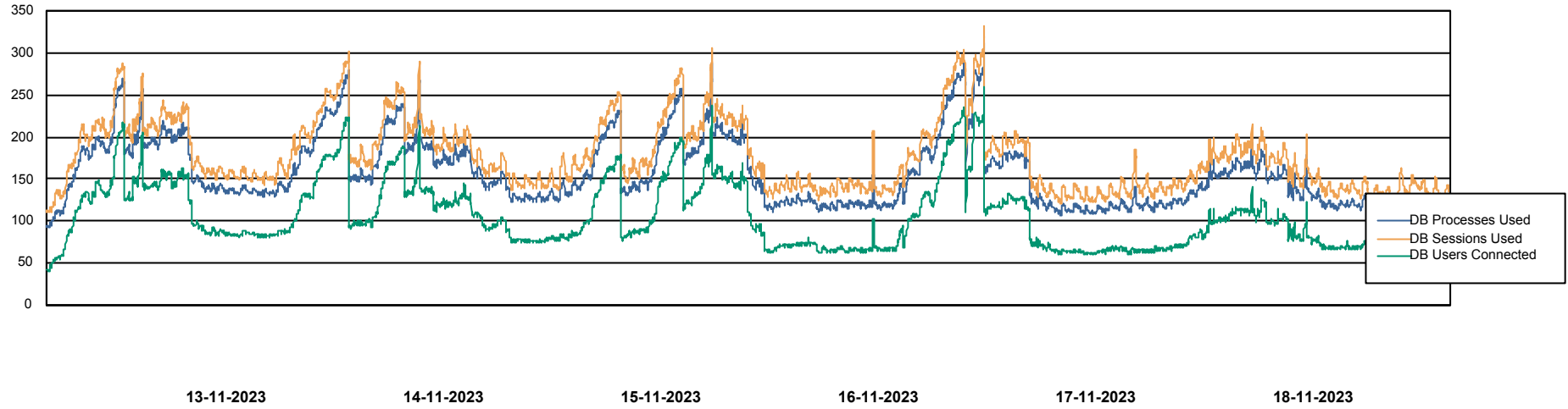


# Weekly SLA Customer Report

Customer NIX\_Production  
Database ID 51



## Database Performance NIXDB\_Production



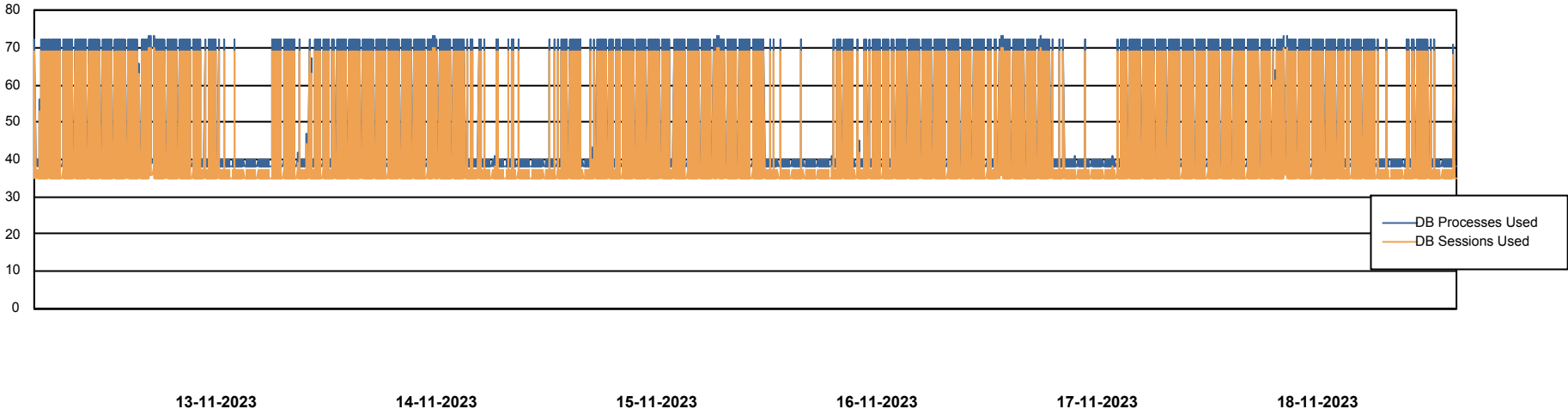
# Weekly SLA Customer Report

Customer NIX\_Production  
Database ID 51



Database Performance NIXDB\_Standby

DB Processes Max 300



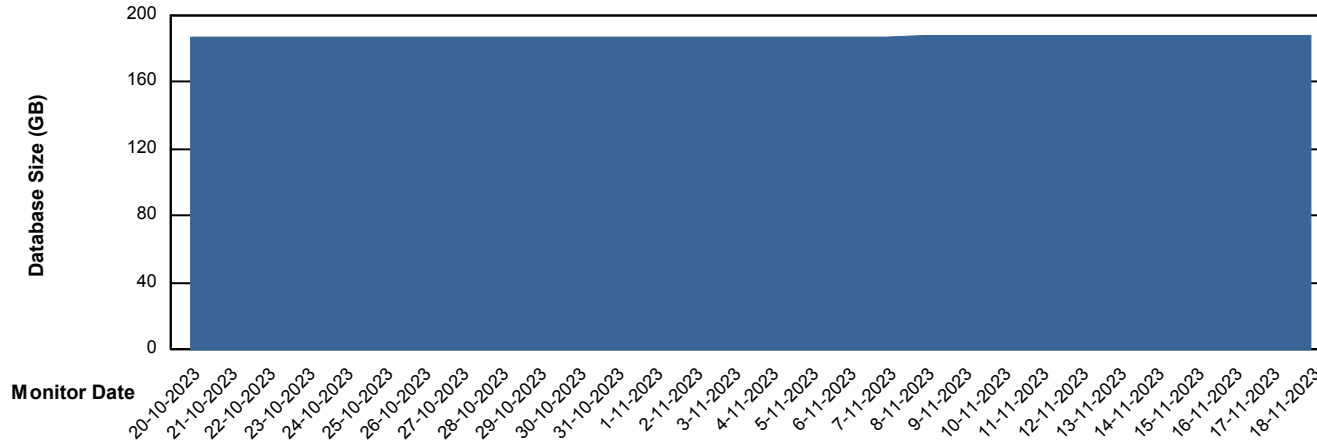
# Weekly SLA Customer Report

Customer NIX\_Production  
Database ID 51



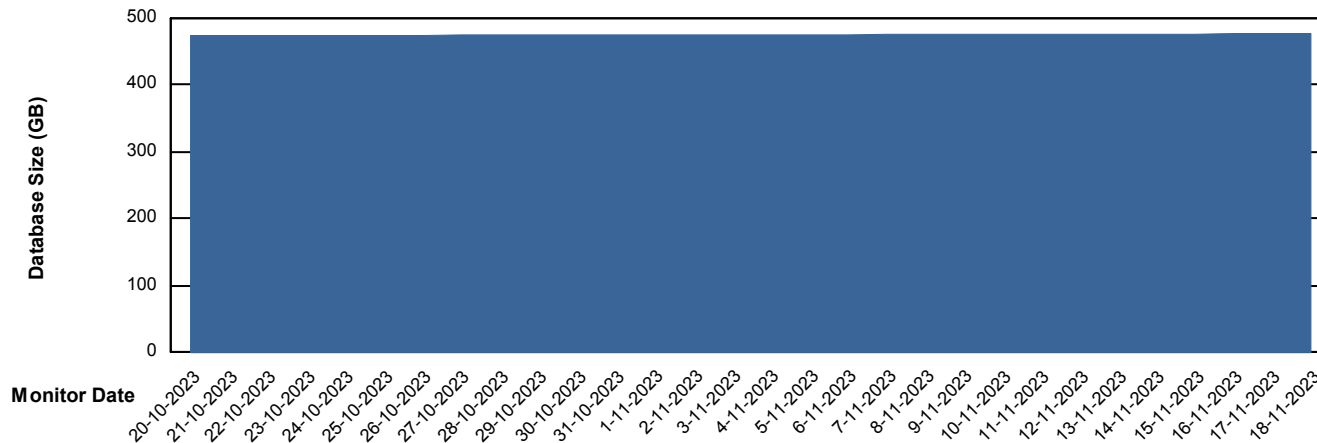
DATABASE SIZE NIXDB\_BI

### Database growth over last month



DATABASE SIZE NIXDB\_Production

### Database growth over last month



# Weekly SLA Customer Report

Customer NIX\_Production  
Database ID 51



Database Tablespace NIXDB\_BI

Date	Tablespace Name	Filesize (Gb)	Usedsize (Gb)	Percentage free
18-11-2023	ABSDATA	103	85	17
	INDX	126	102	19
17-11-2023	ABSDATA	103	85	17
	INDX	126	102	19
16-11-2023	ABSDATA	103	85	18
	INDX	126	102	19
15-11-2023	ABSDATA	103	85	18
	INDX	126	102	19
14-11-2023	ABSDATA	103	85	18
	INDX	126	102	19
13-11-2023	ABSDATA	103	85	18
	INDX	126	102	19
12-11-2023	ABSDATA	103	85	18
	INDX	126	102	19

# Weekly SLA Customer Report

Customer NIX\_Production  
 Database ID 51



Database Tablespace NIXDB\_Production

Date	Tablespace Name	Filesize (Gb)	Usedsize (Gb)	Percentage free
18-11-2023	ABSDATA	231	191	18
	INDX	313	261	17
17-11-2023	ABSDATA	231	191	18
	INDX	313	261	17
16-11-2023	ABSDATA	231	191	18
	INDX	313	261	17
15-11-2023	ABSDATA	231	191	18
	INDX	313	261	17
14-11-2023	ABSDATA	231	191	18
	INDX	313	261	17
13-11-2023	ABSDATA	231	190	18
	INDX	313	261	17
12-11-2023	ABSDATA	231	190	18
	INDX	313	261	17

BI Status and last ETL error for NIXDB\_BI

	ma 13/11/2023	di 14/11/2023	wo 15/11/2023	do 16/11/2023	vr 17/11/2023	za 18/11/2023
<b>ABS DataWarehouse ETL Health</b>	OK	OK	OK	OK	OK	OK
<b>ABS DWHStaging ETL Health</b>	OK	OK	OK	OK	OK	OK

# Weekly SLA Customer Report

Customer NIX\_Production  
Database ID 51



BI last ETL error for	NIXDB_BI
zo, 12-11-2023	None
do, 16-11-2023	None
za, 18-11-2023	None
do, 16-11-2023	None
di, 14-11-2023	None
wo, 15-11-2023	None
wo, 15-11-2023	None
vr, 17-11-2023	None
za, 18-11-2023	None
vr, 17-11-2023	None
di, 14-11-2023	None
zo, 12-11-2023	None
ma, 13-11-2023	None
ma, 13-11-2023	None


# Weekly SLA Customer Report

Customer NIX\_Production  
Database ID 51



Standby Database Health NIX\_Production

## Recovery lag for last 7 days



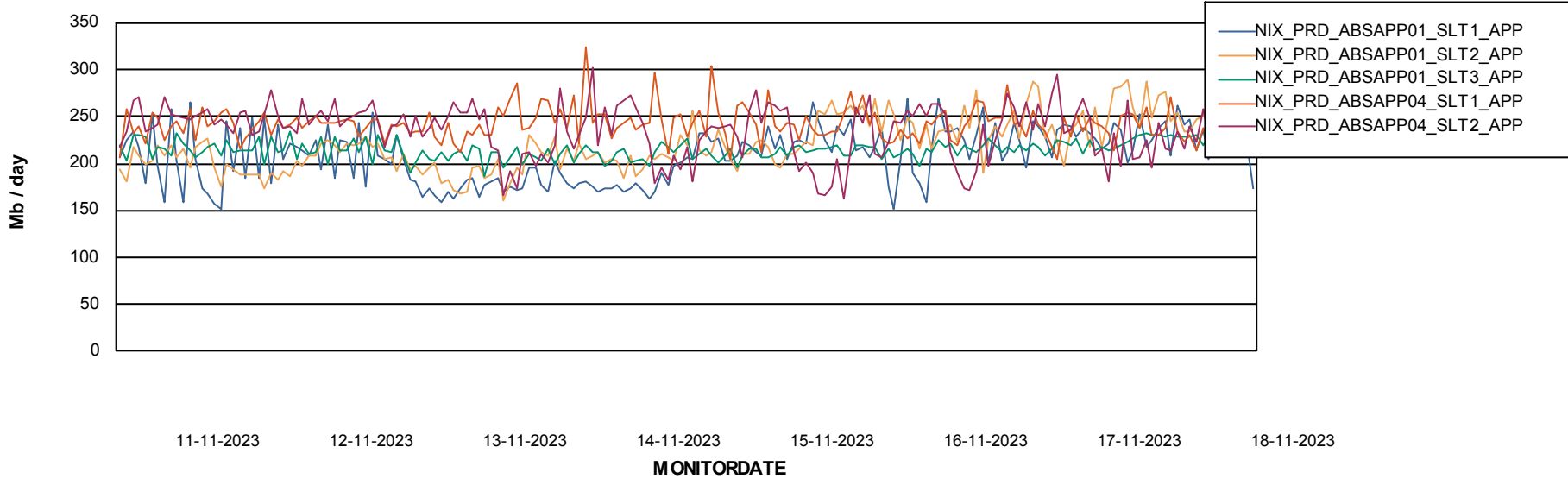
# Weekly SLA Customer Report

Customer NIX\_Production  
Database ID 51

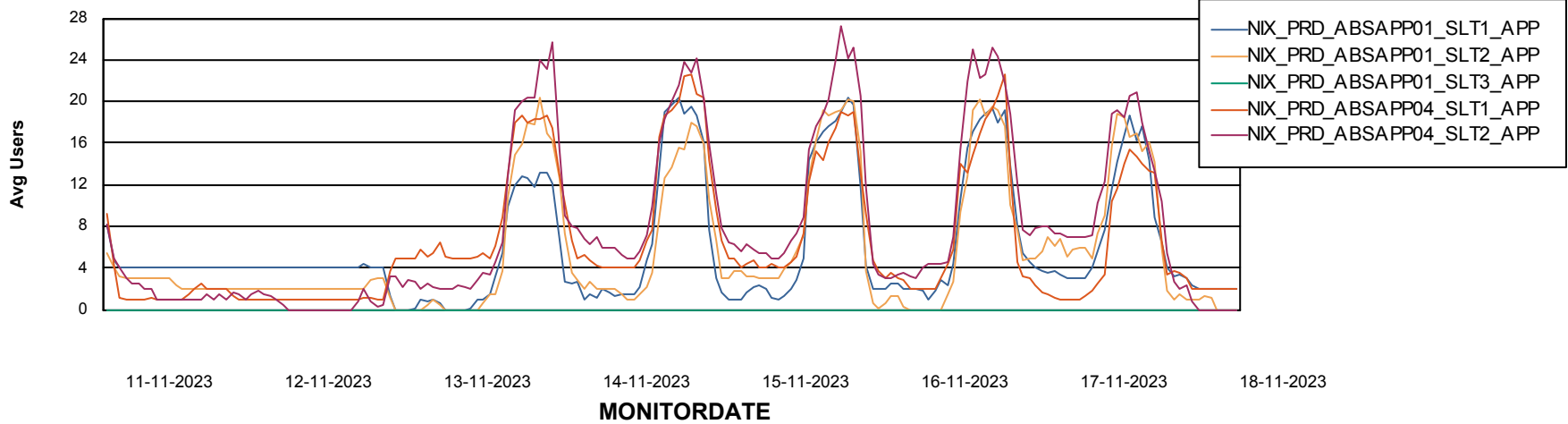


## ABSSolute Application Server Services

### Avg memory used per ABS Server Service



### Avg users per day per ABS server



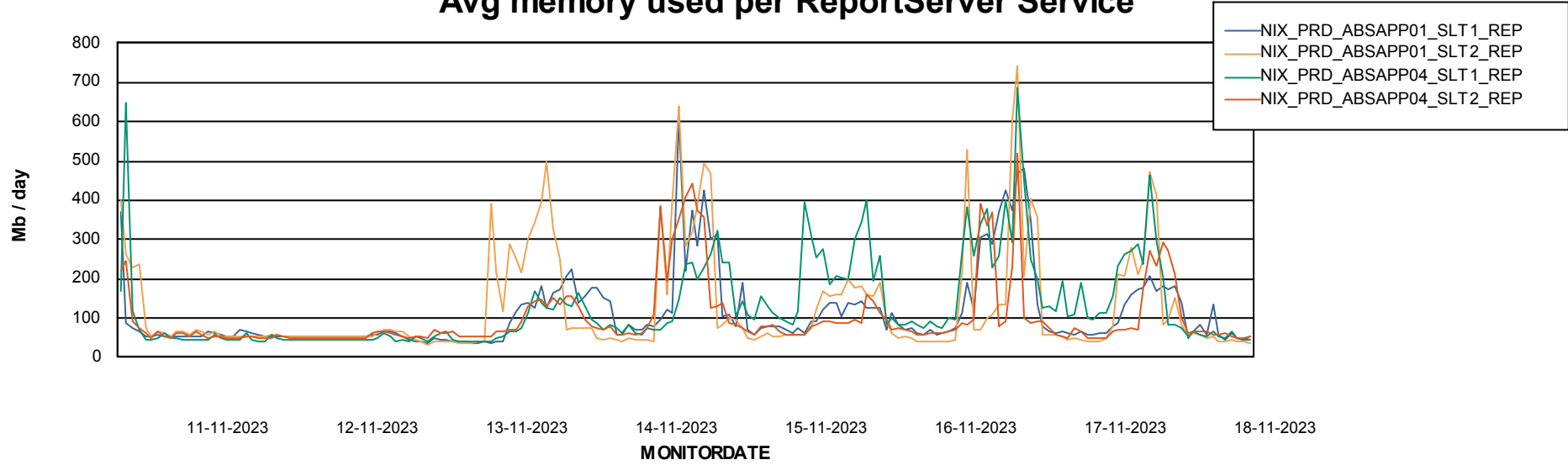
# Weekly SLA Customer Report

Customer NIX\_Production  
Database ID 51



## ABSSolute Application ReportServer Services

### Avg memory used per ReportServer Service



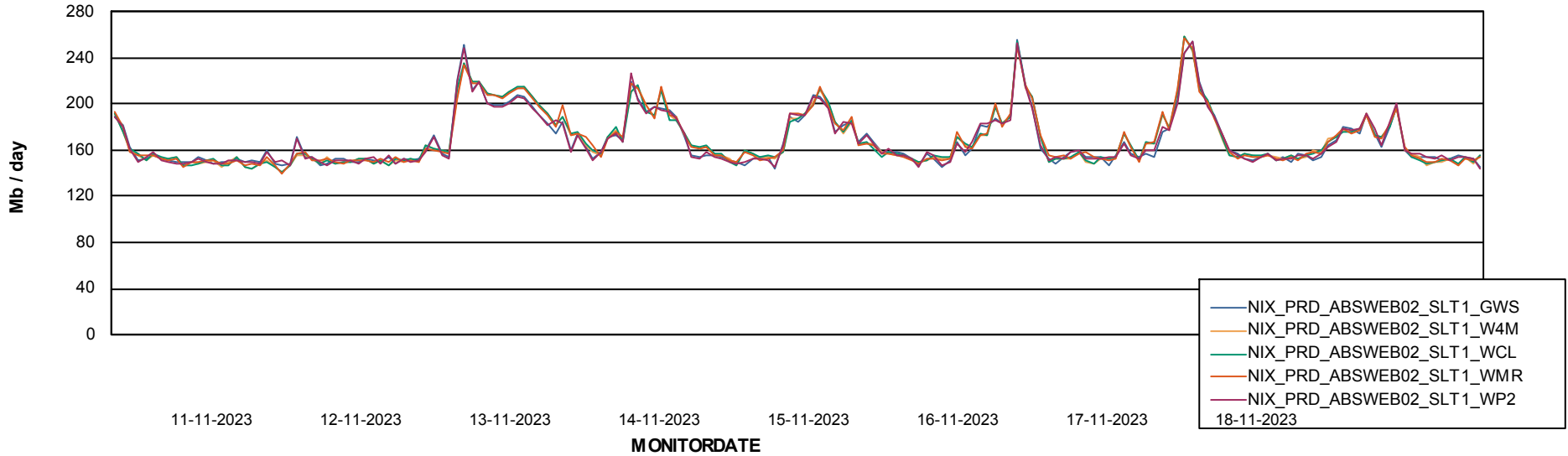
# Weekly SLA Customer Report

Customer NIX\_Production  
Database ID 51



## ABSSolute Web Component Services

### Avg memory used per ABS Web component



# Weekly SLA Customer Report

Customer NIX\_Production  
Database ID 51



### Disaster per ABS component

