

Weekly SLA Customer Report

Customer CIW Production
 Database ID 45



Harddisk Usage CIW_PRD_ORACLE1

	Free disk space on C: (%)	Total disk space on C: (Gb)	Used disk space on C: (Gb)	Free disk space on D: (%)	Total disk space on D: (Gb)	Used disk space on D: (Gb)	Free disk space on E: (%)	Total disk space on E: (Gb)	Used disk space on E: (Gb)
11-11-2023	90	700	73	69	700	215	100	831	1
10-11-2023	89	700	74	69	700	220	100	831	1
9-11-2023	89	700	75	69	700	219	100	831	1
8-11-2023	89	700	75	69	700	217	100	831	1
7-11-2023	89	700	75	69	700	215	100	831	1
6-11-2023	89	700	75	69	700	214	100	831	1
5-11-2023	89	700	75	70	700	212	100	831	1

Harddisk Usage CIW_PRD_ORACLE2

	Free disk space on C: (%)	Total disk space on C: (Gb)	Used disk space on C: (Gb)	Free disk space on D: (%)	Total disk space on D: (Gb)	Used disk space on D: (Gb)	Free disk space on E: (%)	Total disk space on E: (Gb)	Used disk space on E: (Gb)
11-11-2023	87	701	90	65	700	245	98	830	17
10-11-2023	87	701	90	64	700	253	98	830	17
9-11-2023	87	701	90	64	700	252	98	830	17
8-11-2023	87	701	90	64	700	250	98	830	17
7-11-2023	87	701	90	65	700	248	98	830	17
6-11-2023	87	701	90	65	700	247	98	830	17
5-11-2023	87	701	90	65	700	245	98	830	17

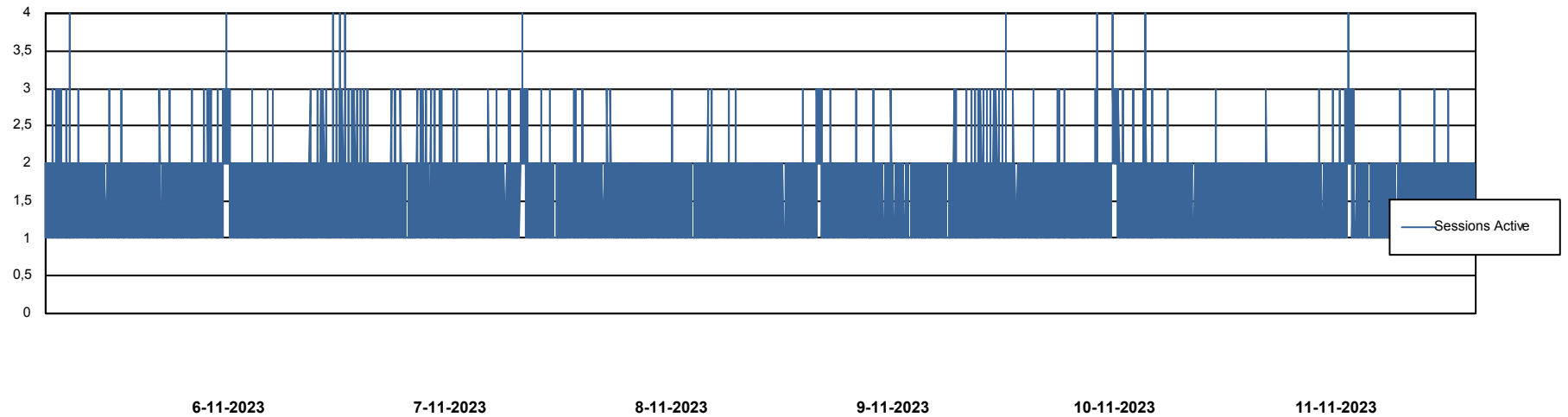
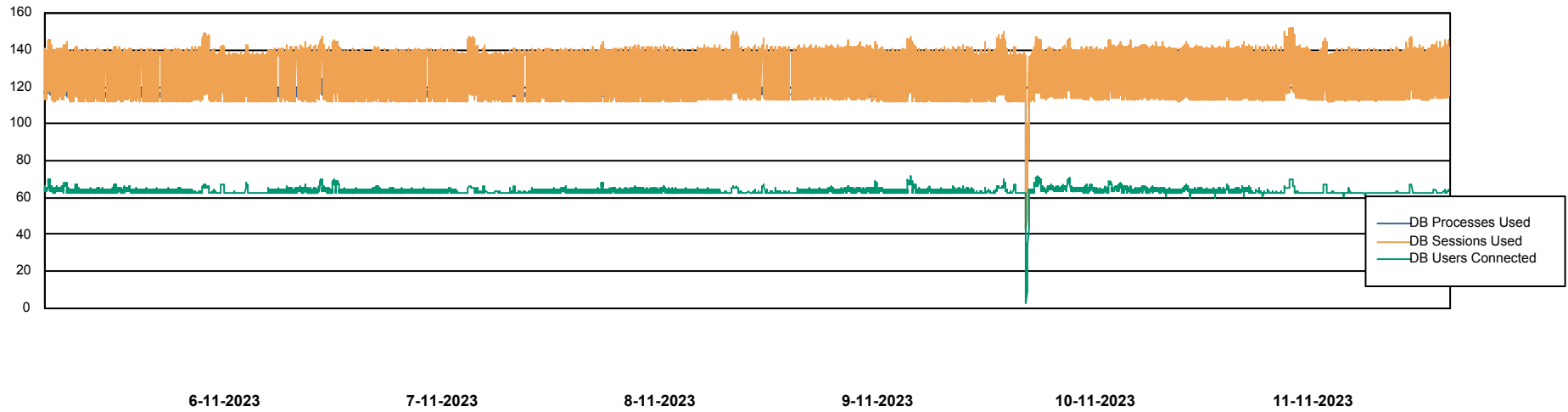
Weekly SLA Customer Report

Customer CIW Production
Database ID 45



Database Performance CIWDB_Production

DB Processes Max 300



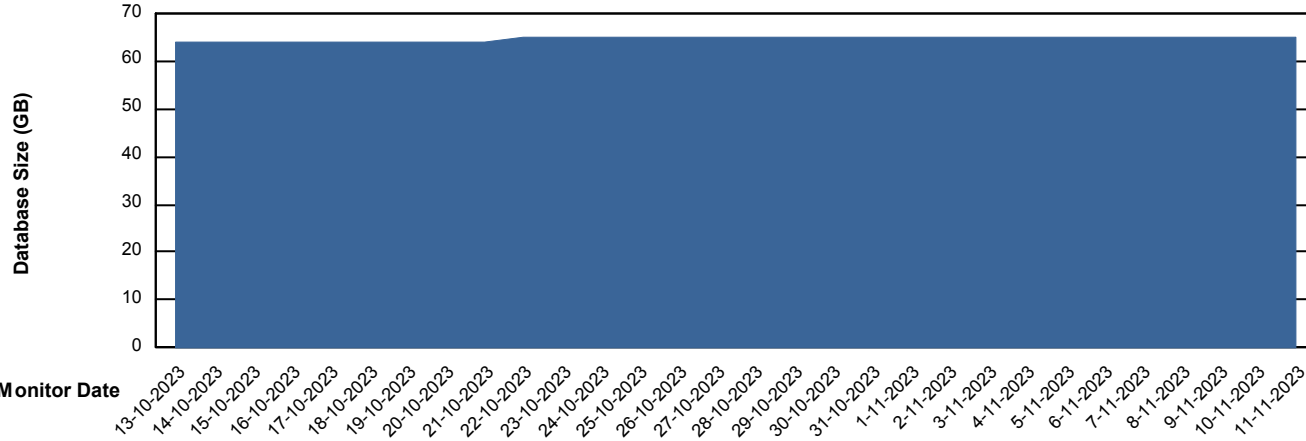
Weekly SLA Customer Report

Customer CIW Production
 Database ID 45



DATABASE SIZE CIWDB_Production

Database growth over last month



Database Tablespace CIWDB_Production

Date	Tablespace Name	Filesize (Gb)	Usedsize (Gb)	Percentage free
11-11-2023	ABSDATA	60	50	16
	INDX	12	7	39
10-11-2023	ABSDATA	60	50	16
	INDX	12	7	39
9-11-2023	ABSDATA	60	50	16
	INDX	12	7	39
8-11-2023	ABSDATA	60	50	16
	INDX	12	7	39
7-11-2023	ABSDATA	60	50	16
	INDX	12	7	39
6-11-2023	ABSDATA	60	50	16
	INDX	12	7	39
5-11-2023	ABSDATA	60	50	16
	INDX	12	7	39