

# Weekly SLA Customer Report

Customer PHS\_Production  
 Database ID 47



Harddisk Usage PHS\_PRD\_GCAB992b

	Free disk space on C: (%)	Total disk space on C: (Gb)	Used disk space on C: (Gb)	Free disk space on D: (%)	Total disk space on D: (Gb)	Used disk space on D: (Gb)	Free disk space on E: (%)	Total disk space on E: (Gb)	Used disk space on E: (Gb)
11/4/2023	25	99	74	30	650	453	72	200	56
11/3/2023	26	99	73	31	650	451	73	200	54
11/2/2023	26	99	73	31	650	451	73	200	53
11/1/2023	27	99	73	31	650	451	73	200	53
10/31/2023	27	99	73	31	650	450	73	200	53
10/30/2023	27	99	73	31	650	450	75	200	50
10/29/2023	27	99	73	31	650	448	75	200	50

Harddisk Usage PHS\_PRD\_GCAB993b

	Free disk space on C: (%)	Total disk space on C: (Gb)	Used disk space on C: (Gb)	Free disk space on D: (%)	Total disk space on D: (Gb)	Used disk space on D: (Gb)	Free disk space on E: (%)	Total disk space on E: (Gb)	Used disk space on E: (Gb)
11/4/2023	43	99	57	36	600	384	82	100	18
11/3/2023	44	99	56	36	600	384	83	100	17
11/2/2023	44	99	56	36	600	384	83	100	17
11/1/2023	44	99	56	36	600	384	83	100	17
10/31/2023	44	99	56	36	600	384	83	100	17
10/30/2023	44	99	56	36	600	384	87	100	13
10/29/2023	44	99	56	36	600	384	86	100	14

# Weekly SLA Customer Report

Customer PHS\_Production  
Database ID 47



Harddisk Usage PHS\_PRD\_GCAB994b

	Free disk space on C: (%)	Total disk space on C: (Gb)	Used disk space on C: (Gb)	Free disk space on D: (%)	Total disk space on D: (Gb)	Used disk space on D: (Gb)	Free disk space on E: (%)	Total disk space on E: (Gb)	Used disk space on E: (Gb)
11/4/2023	32	99	68	28	600	435	34	150	99
11/3/2023	32	99	68	28	600	435	34	150	99
11/2/2023	32	99	68	28	600	435	34	150	99
11/1/2023	32	99	68	28	600	435	34	150	99
10/31/2023	32	99	68	28	600	435	34	150	99
10/30/2023	32	99	68	28	600	435	34	150	99
10/29/2023	32	99	68	28	600	435	34	150	99

Harddisk Usage PHS\_PRD\_GCAB995b

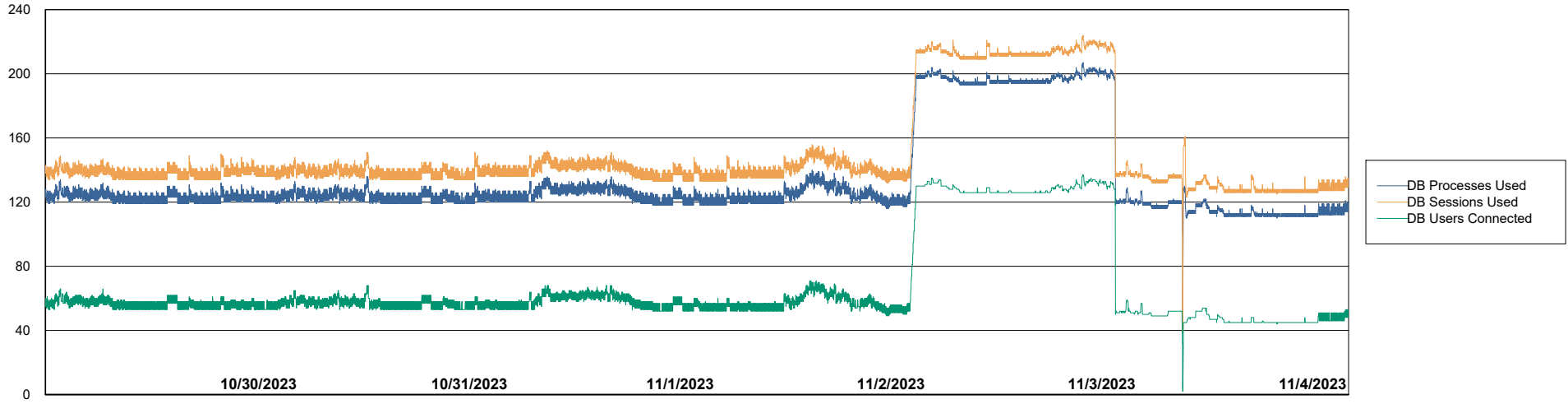
	Free disk space on C: (%)	Total disk space on C: (Gb)	Used disk space on C: (Gb)
11/4/2023	36	49	32
11/3/2023	37	49	31
11/2/2023	38	49	31
11/1/2023	38	49	30
10/31/2023	38	49	30
10/30/2023	39	49	30
10/29/2023	39	49	30

# Weekly SLA Customer Report

Customer PHS\_Production  
Database ID 47



## Database Performance PHS\_PRD\_GCAB992B\_ABS1



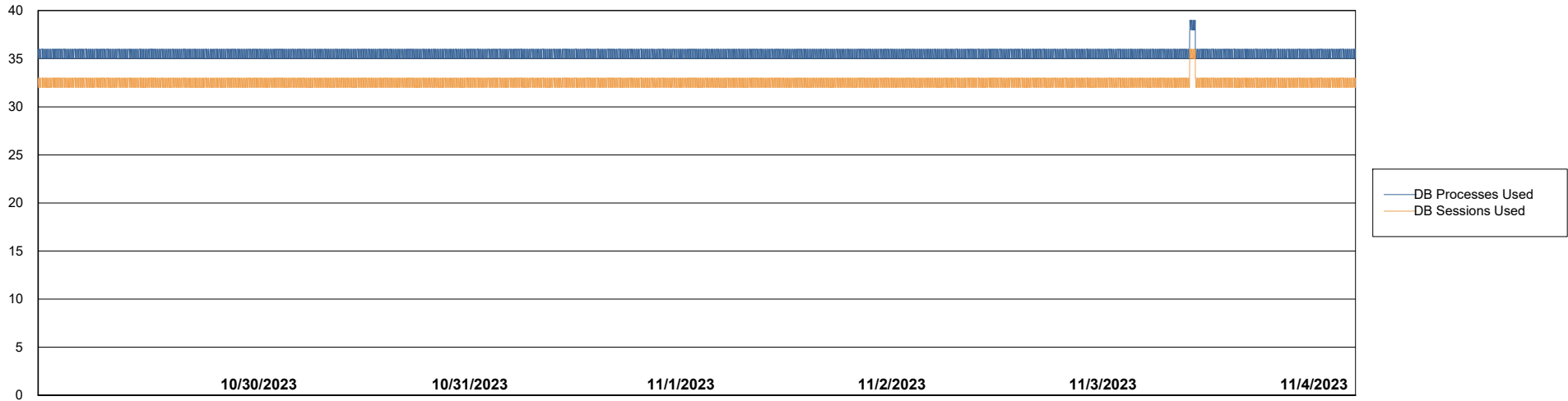
# Weekly SLA Customer Report

Customer PHS\_Production  
Database ID 47



Database Performance PHS\_PRD\_GCAB993B\_HSBABS1

DB Processes Max 1,000

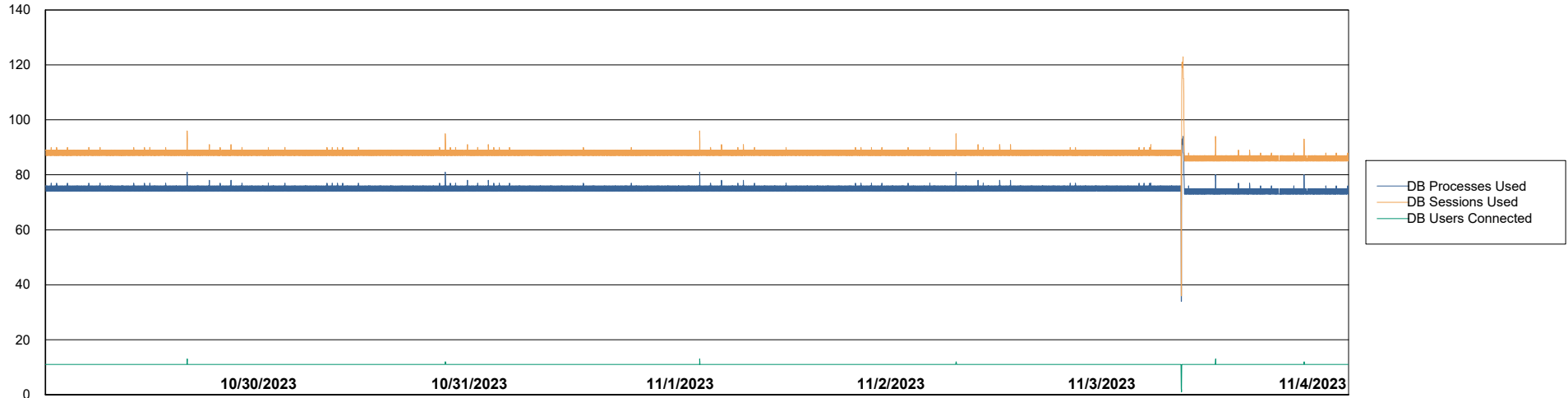


# Weekly SLA Customer Report

Customer PHS\_Production  
Database ID 47



Database Performance PHS\_TST\_GCAB994B\_ABST



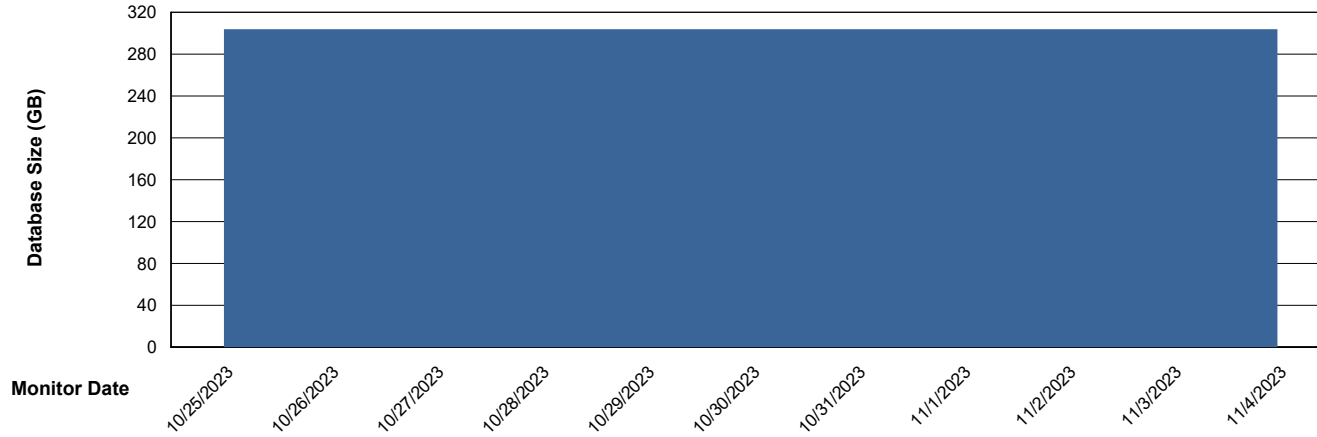
# Weekly SLA Customer Report

Customer PHS\_Production  
Database ID 47



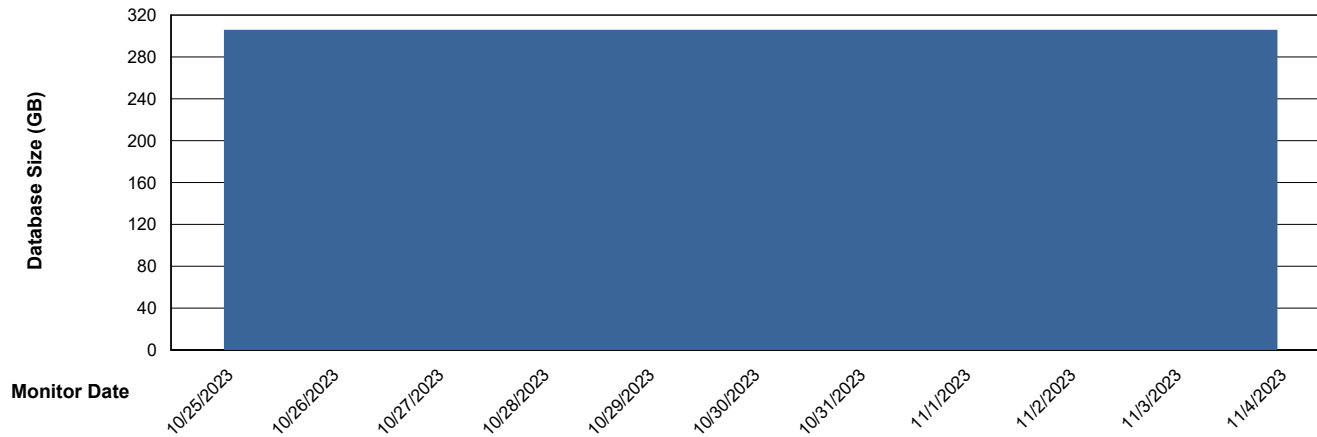
DATABASE SIZE PHS\_PRD\_GCAB992B\_ABS1

### Database growth over last month



DATABASE SIZE PHS\_TST\_GCAB994B\_ABST

### Database growth over last month



# Weekly SLA Customer Report

Customer PHS\_Production  
 Database ID 47



Database Tablespace PHS\_PRD\_GCAB992B\_ABS1

Date	Tablespace Name	Filesize (Gb)	Usedsize (Gb)	Percentage free
11/4/2023	ABSDATA	140	116	17
	INDX	214	178	17
11/3/2023	ABSDATA	140	116	17
	INDX	214	178	17
11/2/2023	ABSDATA	140	116	17
	INDX	214	178	17
11/1/2023	ABSDATA	140	116	17
	INDX	214	178	17
10/31/2023	ABSDATA	140	116	17
	INDX	214	178	17
10/30/2023	ABSDATA	140	116	17
	INDX	214	178	17
10/29/2023	ABSDATA	140	116	17
	INDX	214	178	17

# Weekly SLA Customer Report

Customer PHS\_Production  
 Database ID 47

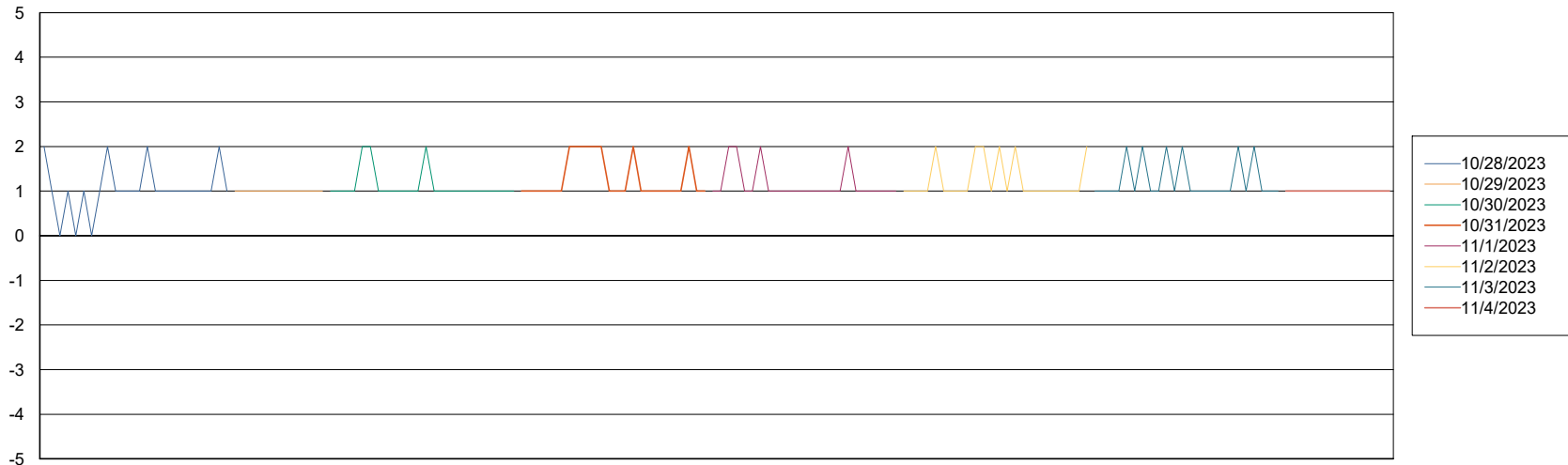


Database Tablespace PHS\_TST\_GCAB994B\_ABST

Date	Tablespace Name	Filesize (Gb)	Usedsize (Gb)	Percentage free
11/4/2023	ABSDATA	144	110	24
	INDX	192	146	24
11/3/2023	ABSDATA	144	110	24
	INDX	192	146	24
11/2/2023	ABSDATA	144	110	24
	INDX	192	146	24
11/1/2023	ABSDATA	144	110	24
	INDX	192	146	24
10/31/2023	ABSDATA	144	110	24
	INDX	192	146	24
10/30/2023	ABSDATA	144	110	24
	INDX	192	146	24
10/29/2023	ABSDATA	144	110	24
	INDX	192	146	24

Standby Database Health PHS\_Production

Recovery lag for last 7 days



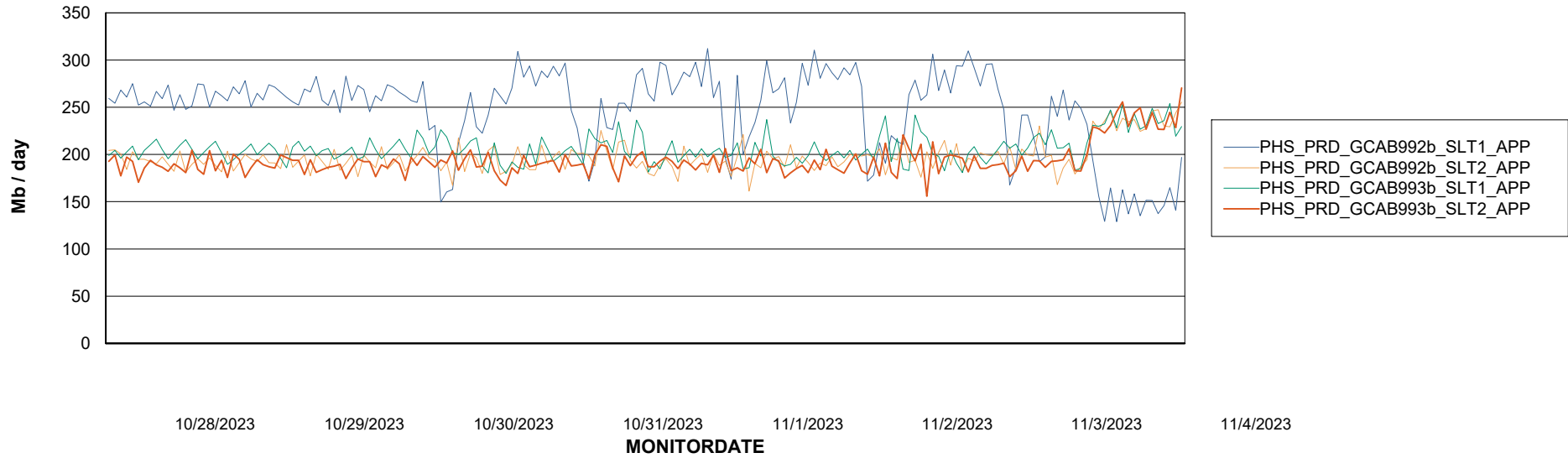
# Weekly SLA Customer Report

Customer PHS\_Production  
Database ID 47

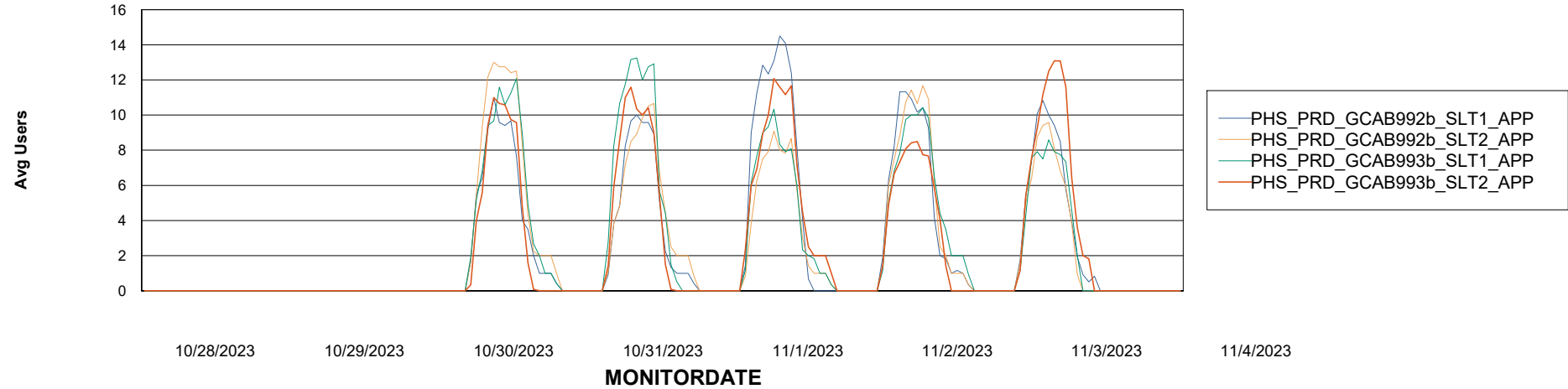


## ABSSolute Application Server Services

### Avg memory used per ABS Server Service



### Avg users per day per ABS server



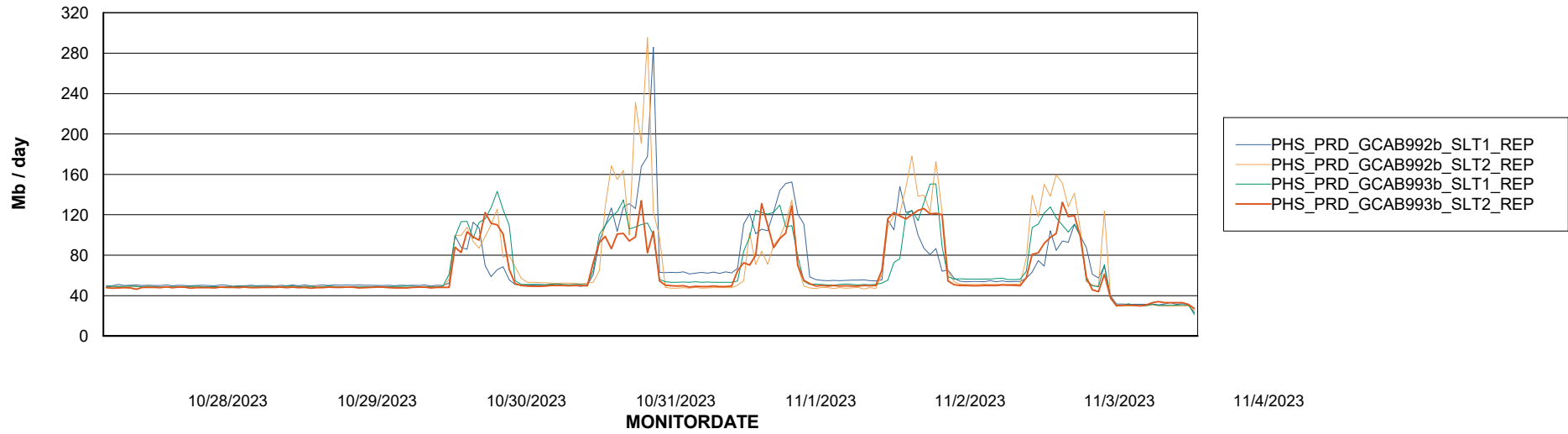
# Weekly SLA Customer Report

Customer PHS\_Production  
Database ID 47



## ABSSolute Application ReportServer Services

### Avg memory used per ReportServer Service



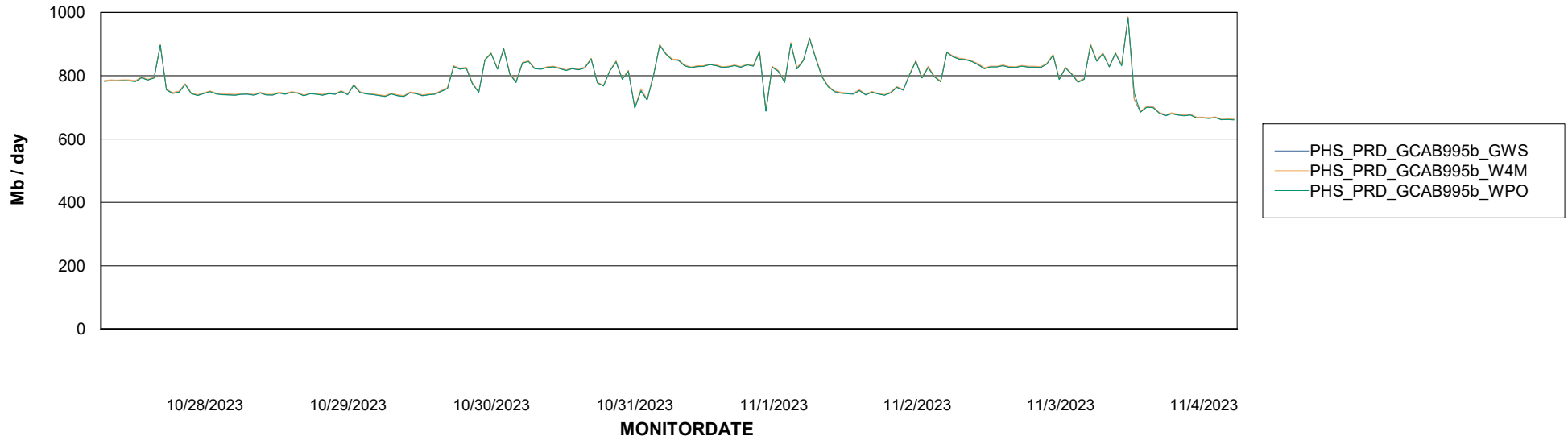
# Weekly SLA Customer Report

Customer PHS\_Production  
Database ID 47



## ABSSolute Web Component Services

### Avg memory used per ABS Web component



# Weekly SLA Customer Report

Customer PHS\_Production  
Database ID 47



### Disaster per ABS component

