

Weekly SLA Customer Report

Customer CIW Production
 Database ID 45



Harddisk Usage CIW_PRD_ORACLE1

	Free disk space on C: (%)	Total disk space on C: (Gb)	Used disk space on C: (Gb)	Free disk space on D: (%)	Total disk space on D: (Gb)	Used disk space on D: (Gb)	Free disk space on E: (%)	Total disk space on E: (Gb)	Used disk space on E: (Gb)
4-11-2023	89	700	75	70	700	211	100	831	1
3-11-2023	89	700	75	69	700	218	100	831	1
2-11-2023	89	700	75	69	700	216	100	831	1
1-11-2023	89	700	75	69	700	215	100	831	1
31-10-2023	89	700	74	70	700	213	100	831	1
30-10-2023	89	700	74	70	700	212	100	831	1
29-10-2023	89	700	74	70	700	211	100	831	1

Harddisk Usage CIW_PRD_ORACLE2

	Free disk space on C: (%)	Total disk space on C: (Gb)	Used disk space on C: (Gb)	Free disk space on D: (%)	Total disk space on D: (Gb)	Used disk space on D: (Gb)	Free disk space on E: (%)	Total disk space on E: (Gb)	Used disk space on E: (Gb)
4-11-2023	87	701	90	65	700	243	98	830	17
3-11-2023	87	701	90	64	700	252	98	830	17
2-11-2023	87	701	90	64	700	250	98	830	17
1-11-2023	87	701	90	64	700	249	98	830	17
31-10-2023	87	701	90	65	700	247	98	830	17
30-10-2023	87	701	90	65	700	246	98	830	17
29-10-2023	87	701	90	65	700	244	98	830	17

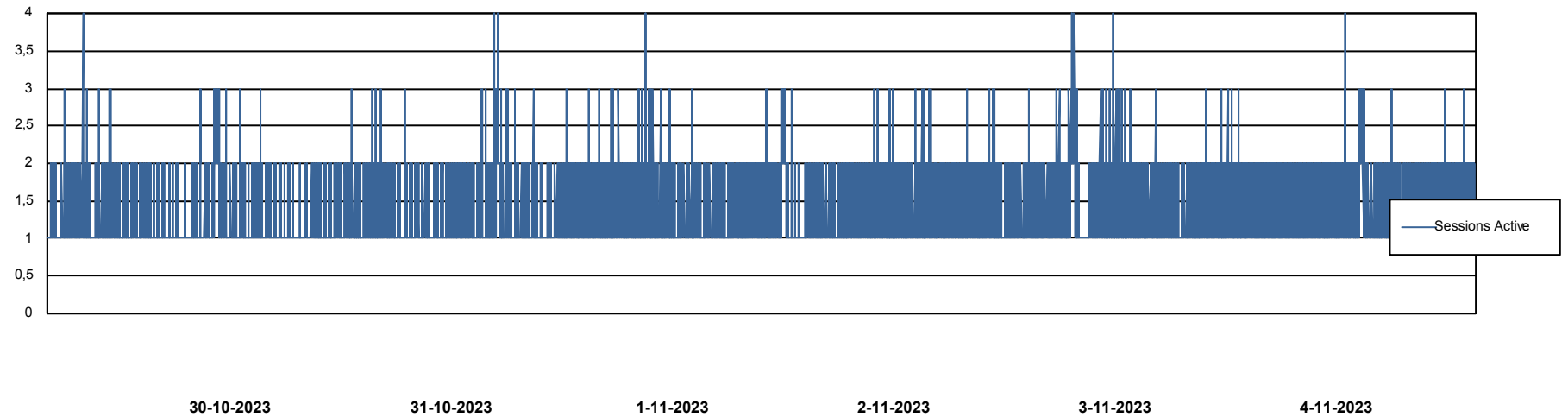
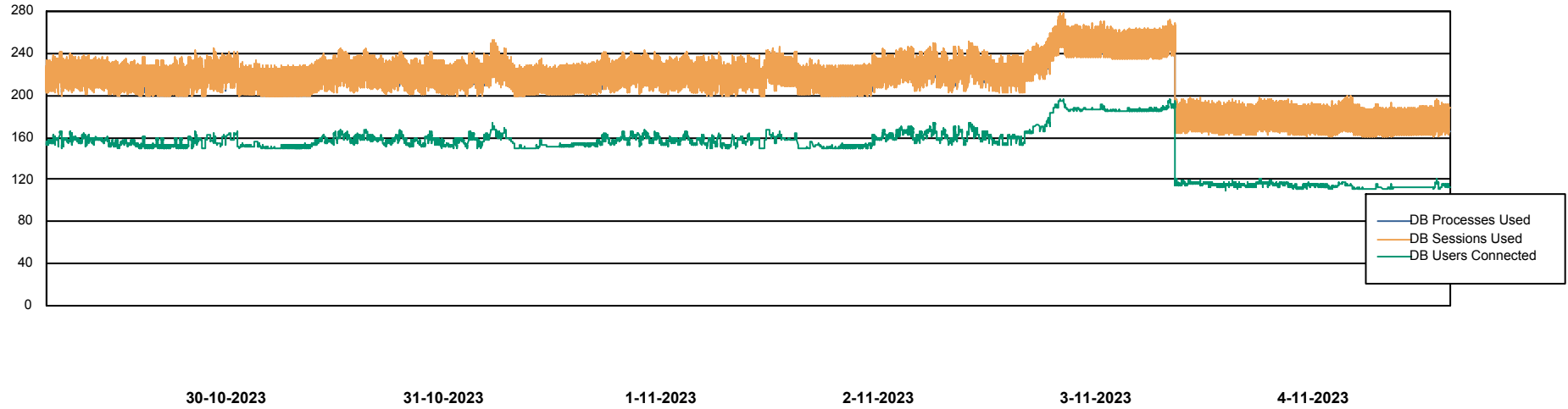
Weekly SLA Customer Report

Customer CIW Production
Database ID 45



Database Performance CIWDB_Production

DB Processes Max 300



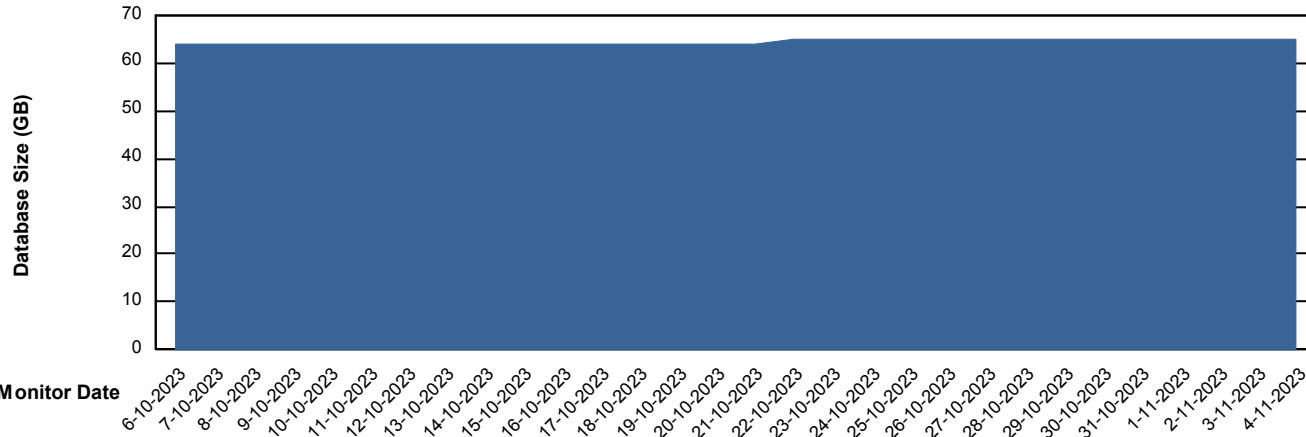
Weekly SLA Customer Report

Customer CIW Production
 Database ID 45



DATABASE SIZE CIWDB_Production

Database growth over last month



Database Tablespace CIWDB_Production

Date	Tablespace Name	Filesize (Gb)	Usedsize (Gb)	Percentage free
4-11-2023	ABSDATA	60	50	16
	INDX	12	7	39
3-11-2023	ABSDATA	60	50	16
	INDX	12	7	39
2-11-2023	ABSDATA	60	50	16
	INDX	12	7	39
1-11-2023	ABSDATA	60	50	16
	INDX	12	7	39
31-10-2023	ABSDATA	60	50	17
	INDX	12	7	39
30-10-2023	ABSDATA	60	50	17
	INDX	12	7	39
29-10-2023	ABSDATA	60	50	17
	INDX	12	7	39