

# Weekly SLA Customer Report

Customer VEN\_Production  
Database ID 35



## Harddisk Usage VEN\_PRD\_VENABS06\_DB

	Free disk space on C: (%)	Total disk space on C: (Gb)	Used disk space on C: (Gb)	Free disk space on D: (%)	Total disk space on D: (Gb)	Used disk space on D: (Gb)	Free disk space on E: (%)	Total disk space on E: (Gb)	Used disk space on E: (Gb)
14-10-2023	51	102	50	13	621	540	77	400	93
13-10-2023	51	102	50	13	621	540	82	400	72
12-10-2023	51	102	50	13	621	540	81	400	75
11-10-2023	51	102	50	13	621	540	82	400	74
10-10-2023	51	102	50	13	621	540	82	400	73
9-10-2023	51	102	50	13	621	540	82	400	72
8-10-2023	51	102	50	13	621	540	83	400	70

## Harddisk Usage VEN\_PRD\_VENABS07\_SB-DB

	Free disk space on C: (%)	Total disk space on C: (Gb)	Used disk space on C: (Gb)	Free disk space on D: (%)	Total disk space on D: (Gb)	Used disk space on D: (Gb)	Free disk space on E: (%)	Total disk space on E: (Gb)	Used disk space on E: (Gb)
14-10-2023	44	102	57	21	1,000	793	86	400	55
13-10-2023	44	102	57	21	1,000	793	86	400	57
12-10-2023	44	102	57	21	1,000	793	85	400	60
11-10-2023	44	102	57	21	1,000	793	85	400	59
10-10-2023	44	102	57	21	1,000	793	85	400	58
9-10-2023	44	102	57	21	1,000	793	86	400	58
8-10-2023	44	102	57	21	1,000	793	86	400	55

# Weekly SLA Customer Report

Customer VEN\_Production  
Database ID 35



Harddisk Usage VEN\_PRD\_VENABS08\_BI

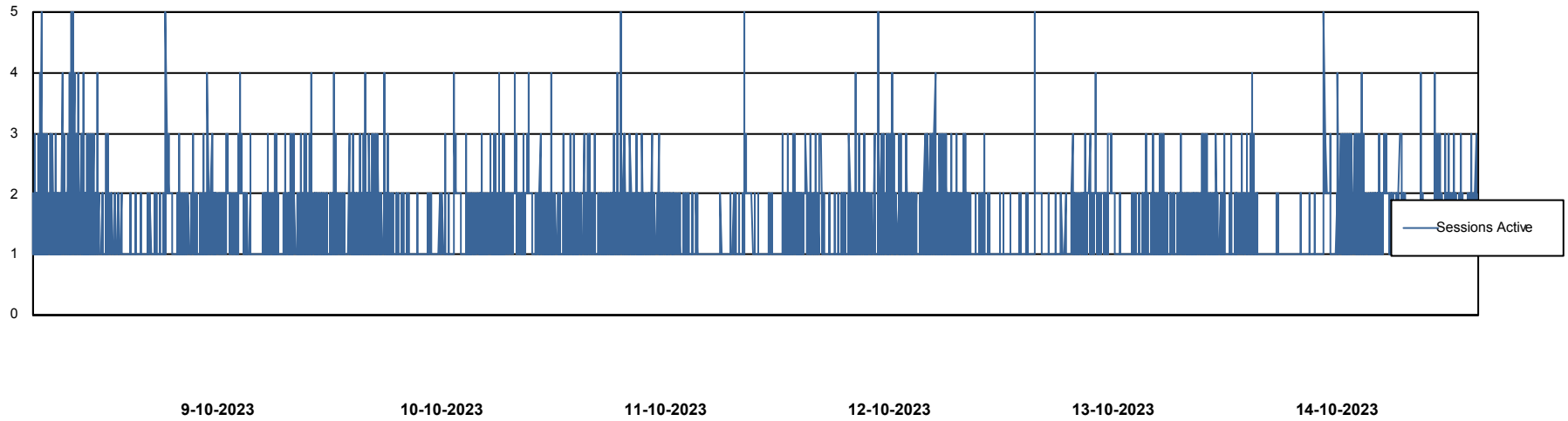
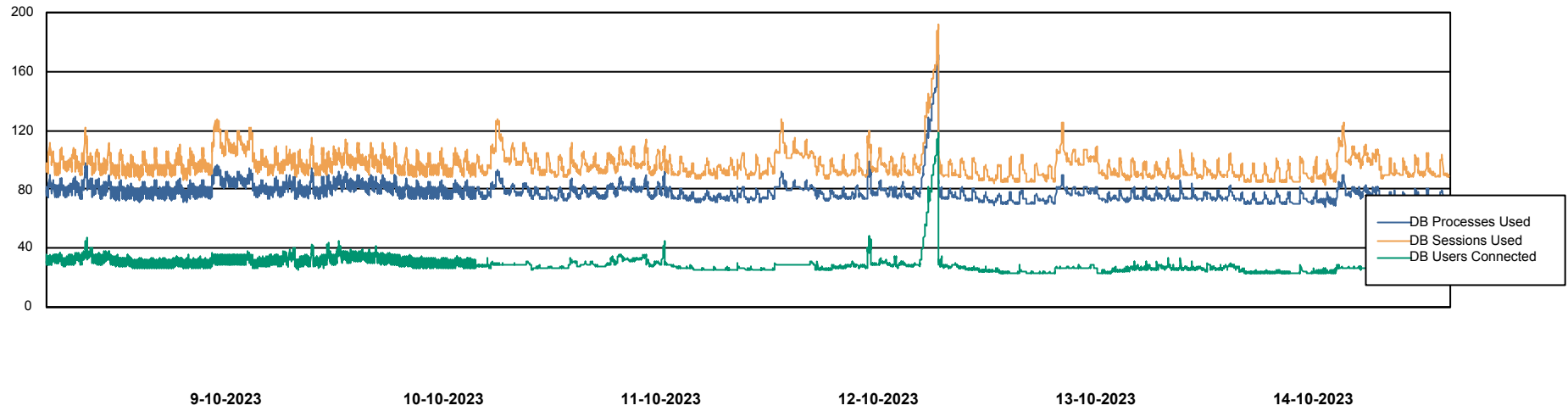
	Free disk space on C: (%)	Total disk space on C: (Gb)	Used disk space on C: (Gb)	Free disk space on D: (%)	Total disk space on D: (Gb)	Used disk space on D: (Gb)
14-10-2023	36	102	66	35	601	388
13-10-2023	36	102	66	36	601	387
12-10-2023	36	102	66	36	601	387
11-10-2023	36	102	66	36	601	387
10-10-2023	36	102	66	36	601	387
9-10-2023	36	102	66	36	601	387
8-10-2023	36	102	66	36	601	386

# Weekly SLA Customer Report

Customer VEN\_Production  
Database ID 35



## Database Performance VENDB\_Production

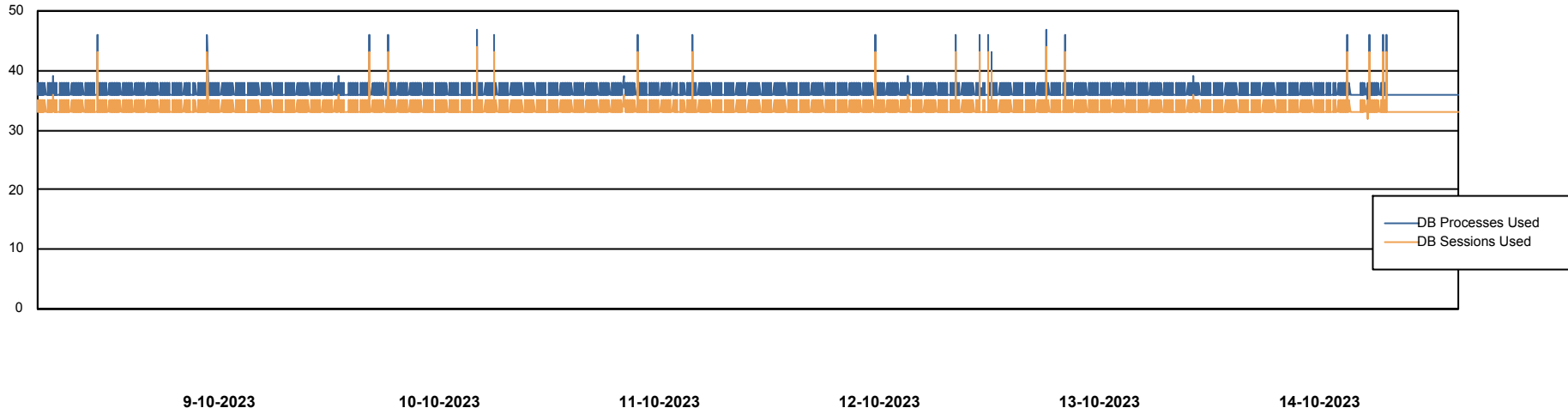


# Weekly SLA Customer Report

Customer VEN\_Production  
Database ID 35

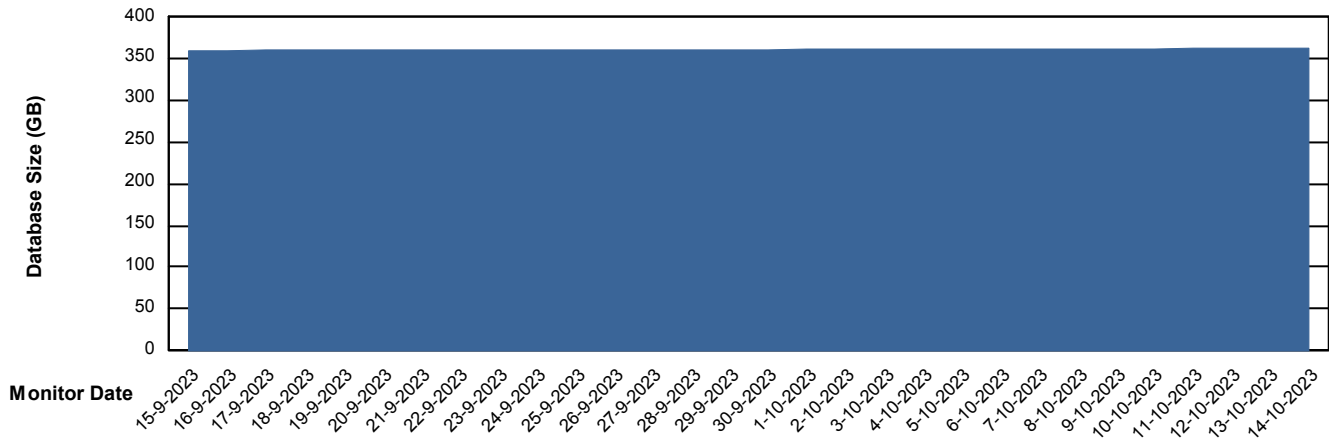


## Database Performance VENDB\_Standby



## DATABASE SIZE VENDB\_Production

### Database growth over last month



# Weekly SLA Customer Report

Customer VEN\_Production  
 Database ID 35

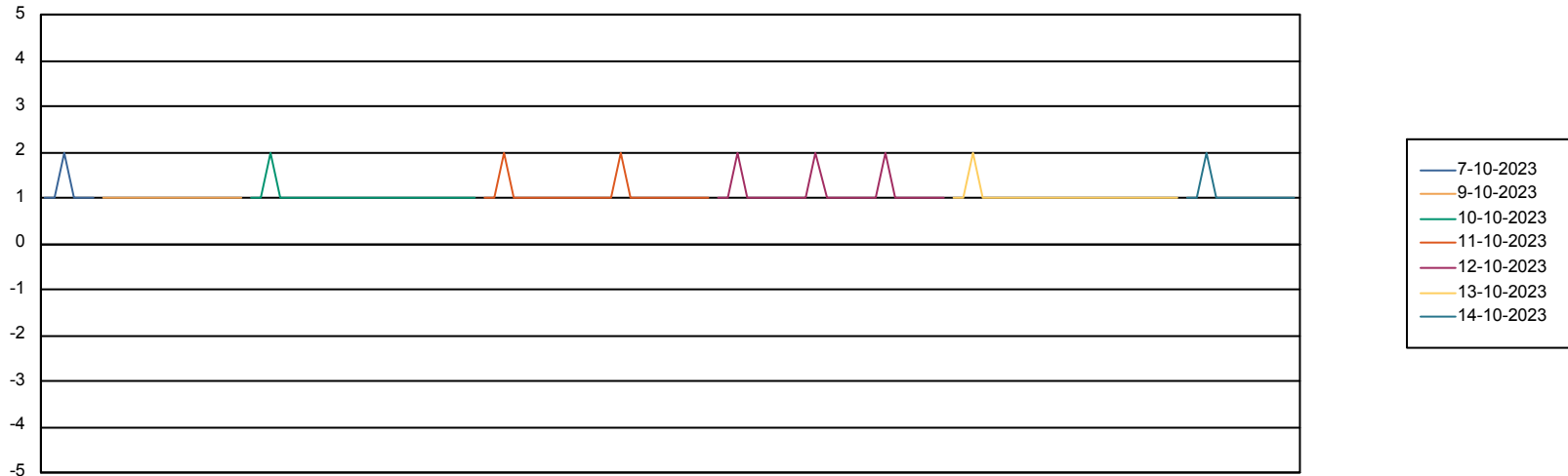


## Database Tablespace VENDB\_Production

Date	Tablespace Name	Filesize (Gb)	Usedsize (Gb)	Percentage free
14-10-2023	ABSDATA	222	185	17
	INDX	207	167	19
13-10-2023	ABSDATA	222	185	17
	INDX	207	167	19
12-10-2023	ABSDATA	222	185	17
	INDX	207	167	19
11-10-2023	ABSDATA	222	185	17
	INDX	207	167	19
10-10-2023	ABSDATA	222	184	17
	INDX	207	167	19
9-10-2023	ABSDATA	222	184	17
	INDX	207	167	19
8-10-2023	ABSDATA	222	184	17
	INDX	207	167	19

## Standby Database Health VEN\_Production

Recovery lag for last 7 days



# Weekly SLA Customer Report

---

Customer VEN\_Production  
Database ID 35

