

# Weekly SLA Customer Report

Customer LLG\_Production  
 Database ID 53



Harddisk Usage LLG\_PRD\_APP01

	Free disk space on C: (%)	Total disk space on C: (Gb)	Used disk space on C: (Gb)	Free disk space on D: (%)	Total disk space on D: (Gb)	Used disk space on D: (Gb)
3-10-2023	61	200	79	95	200	9
2-10-2023	61	200	79	95	200	9
1-10-2023	61	200	79	95	200	9

Harddisk Usage LLG\_PRD\_APP02

	Free disk space on C: (%)	Total disk space on C: (Gb)	Used disk space on C: (Gb)	Free disk space on D: (%)	Total disk space on D: (Gb)	Used disk space on D: (Gb)
3-10-2023	62	200	76	94	200	13
2-10-2023	62	200	76	94	200	13
1-10-2023	62	200	76	94	200	13

Harddisk Usage LLG\_PRD\_BI02

	Free disk space on C: (%)	Total disk space on C: (Gb)	Used disk space on C: (Gb)	Free disk space on D: (%)	Total disk space on D: (Gb)	Used disk space on D: (Gb)
3-10-2023	53	150	71	56	685	300
2-10-2023	53	150	71	56	685	299
1-10-2023	53	150	71	56	685	300

# Weekly SLA Customer Report

Customer LLG\_Production  
Database ID 53



## Harddisk Usage LLG\_PRD\_OR01

	Free disk space on C: (%)	Total disk space on C: (Gb)	Used disk space on C: (Gb)	Free disk space on D: (%)	Total disk space on D: (Gb)	Used disk space on D: (Gb)	Free disk space on E: (%)	Total disk space on E: (Gb)	Used disk space on E: (Gb)
3-10-2023	79	279	58	49	928	470	27	749	545
2-10-2023	79	279	58	49	928	470	30	749	525
1-10-2023	79	279	58	49	928	470	39	749	455

## Harddisk Usage LLG\_PRD\_OR02

	Free disk space on C: (%)	Total disk space on C: (Gb)	Used disk space on C: (Gb)	Free disk space on D: (%)	Total disk space on D: (Gb)	Used disk space on D: (Gb)	Free disk space on E: (%)	Total disk space on E: (Gb)	Used disk space on E: (Gb)
3-10-2023	83	279	46	88	1,117	131	93	559	38
2-10-2023	83	279	46	88	1,117	131	93	559	38
1-10-2023	83	279	46	88	1,117	131	93	559	38

## Harddisk Usage LLG\_PRD\_TS2

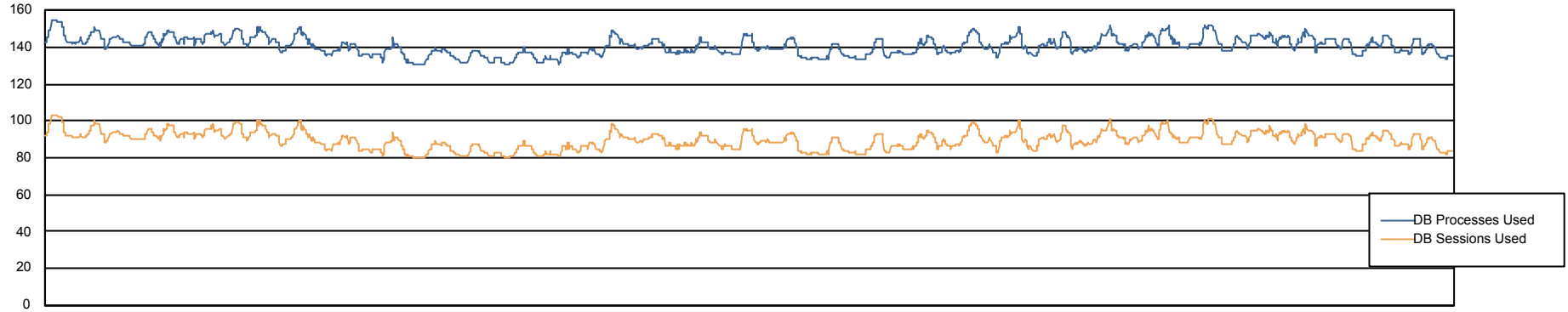
	Free disk space on C: (%)	Total disk space on C: (Gb)	Used disk space on C: (Gb)	Free disk space on D: (%)	Total disk space on D: (Gb)	Used disk space on D: (Gb)	Free disk space on E: (%)	Total disk space on E: (Gb)	Used disk space on E: (Gb)
3-10-2023	20	279	223	55	993	443	51	684	333
2-10-2023	20	279	223	55	993	443	40	684	408
1-10-2023	20	279	223	55	993	443	51	684	334

# Weekly SLA Customer Report

Customer LLG\_Production  
Database ID 53



Database Performance LLGDB\_Production



2-10-2023

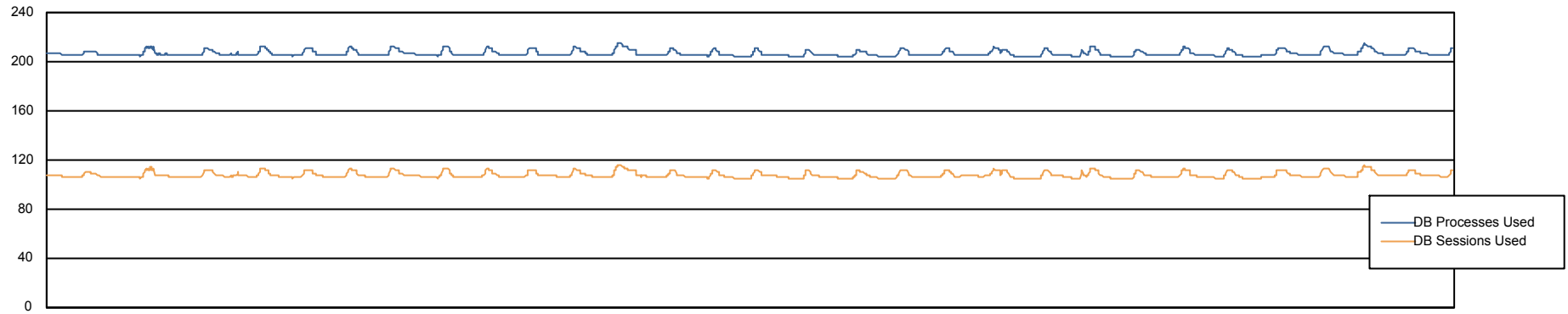
3-10-2023

# Weekly SLA Customer Report

Customer LLG\_Production  
Database ID 53



## Database Performance LLGDB\_Standby\_TS2



2-10-2023

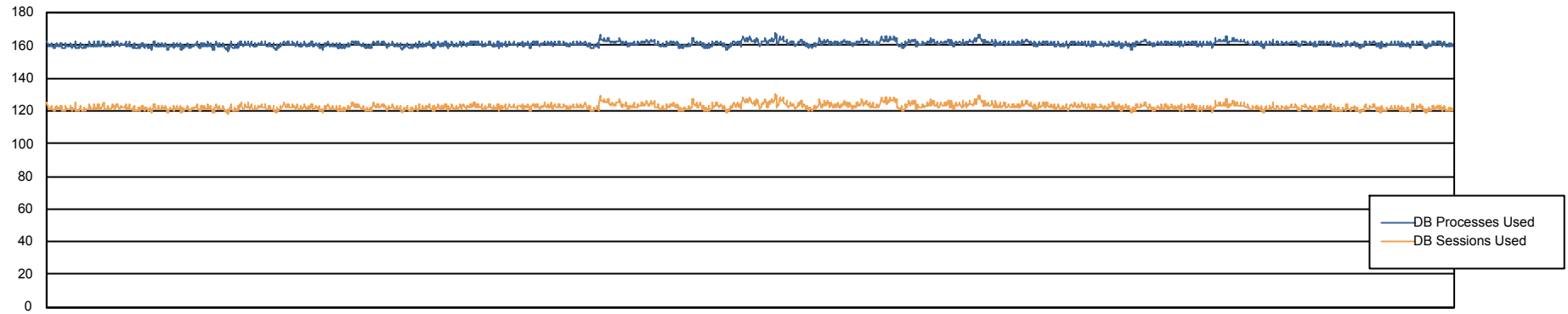
3-10-2023

# Weekly SLA Customer Report

Customer LLG\_Production  
Database ID 53



## Database Performance LLGDBBI\_Production



2-10-2023

3-10-2023

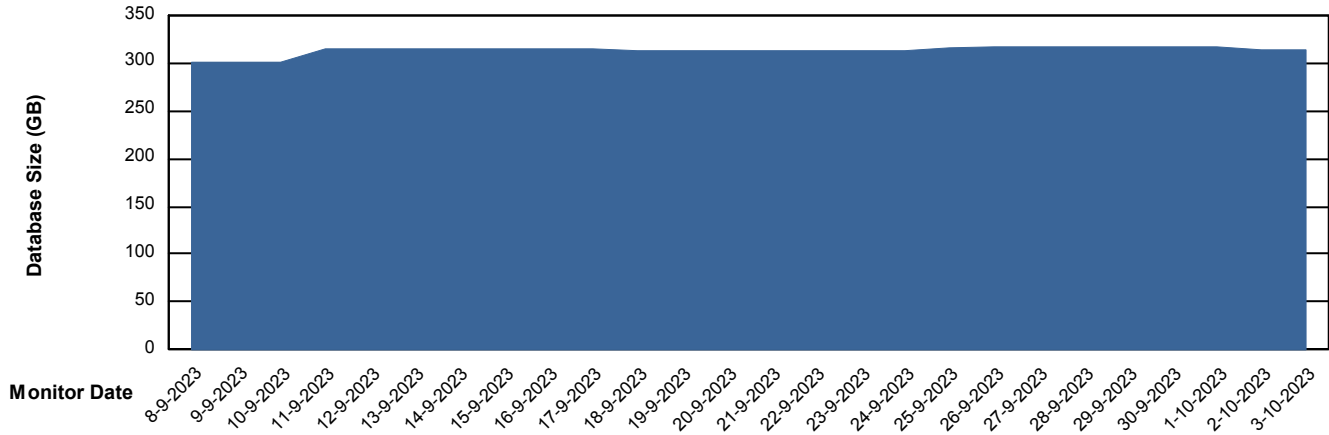
# Weekly SLA Customer Report

Customer LLG\_Production  
Database ID 53



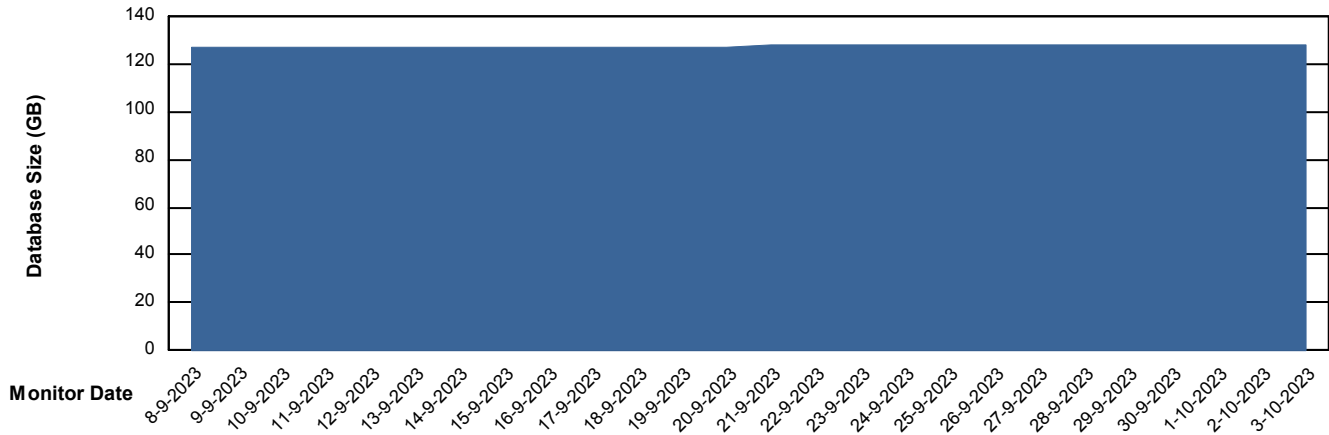
DATABASE SIZE LLGDB\_Production

### Database growth over last month



DATABASE SIZE LLGDBBI\_Production

### Database growth over last month



# Weekly SLA Customer Report

Customer LLG\_Production  
Database ID 53



## Database Tablespace LLGDB\_Production

Date	Tablespace Name	Filesize (Gb)	Usedsize (Gb)	Percentage free
3-10-2023	ABSDATA	178	125	30
	INDX	216	179	17
2-10-2023	ABSDATA	178	124	30
	INDX	216	179	17
1-10-2023	ABSDATA	178	125	30
	INDX	216	181	16

# Weekly SLA Customer Report

Customer LLG\_Production  
 Database ID 53



Database Tablespace LLGDBBI\_Production

Date	Tablespace Name	Filesize (Gb)	Usedsize (Gb)	Percentage free
3-10-2023	ABSDATA	100	56	44
	INDX	120	64	46
2-10-2023	ABSDATA	100	56	44
	INDX	120	64	46
1-10-2023	ABSDATA	100	56	44
	INDX	120	64	46

BI Status and last ETL error for LLGDBBI\_Production

	ma 2/10/2023	di 3/10/2023
<b>ABS DataWarehouse ETL Health</b>	OK	OK
<b>ABS DWHStaging ETL Health</b>	OK	OK

BI last ETL error for LLGDBBI\_Production

zo, 1-10-2023 None  
 ma, 2-10-2023 None  
 di, 3-10-2023 None  
 zo, 1-10-2023 None  
 ma, 2-10-2023 None  
 di, 3-10-2023 None

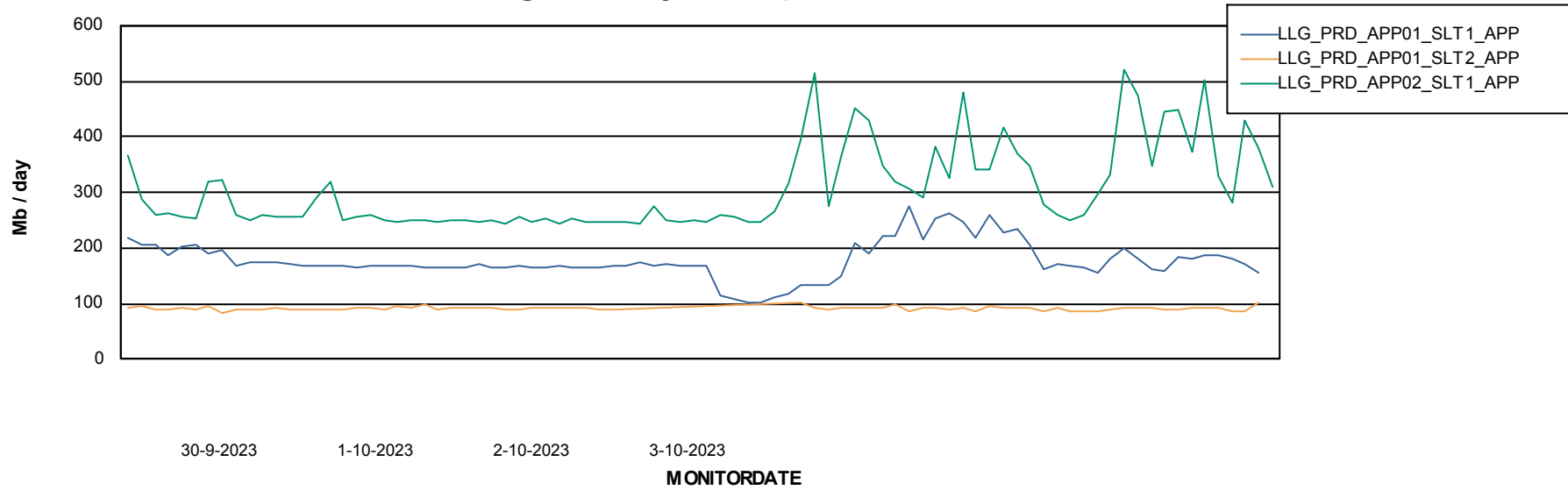
# Weekly SLA Customer Report

Customer LLG\_Production  
Database ID 53



## ABSSolute Application Server Services

### Avg memory used per ABS Server Service



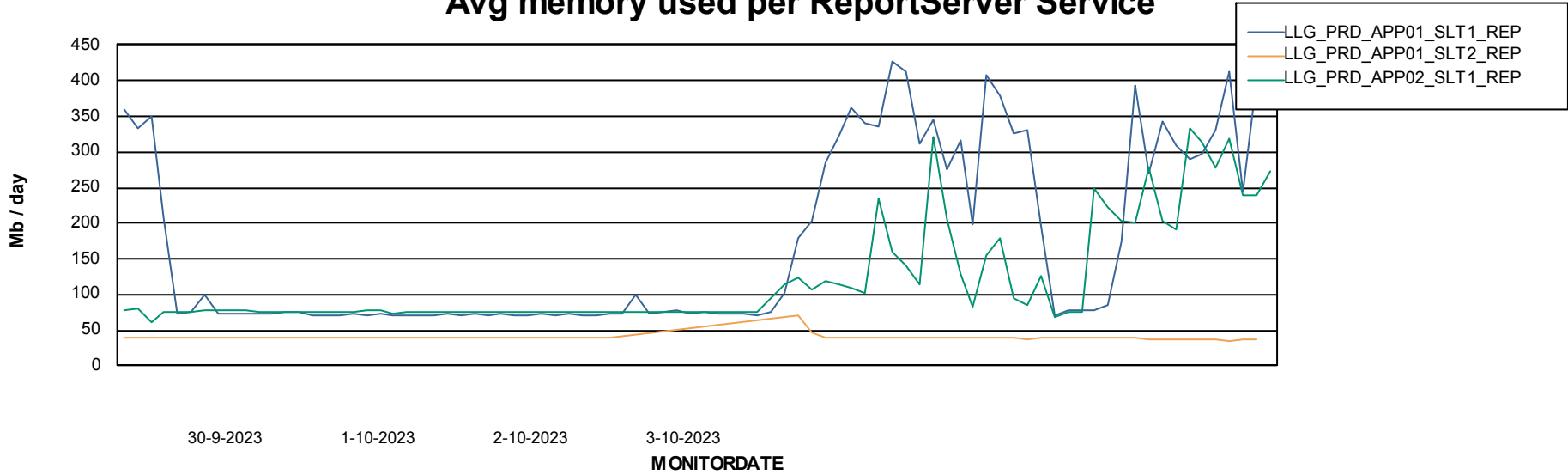
# Weekly SLA Customer Report

Customer LLG\_Production  
Database ID 53

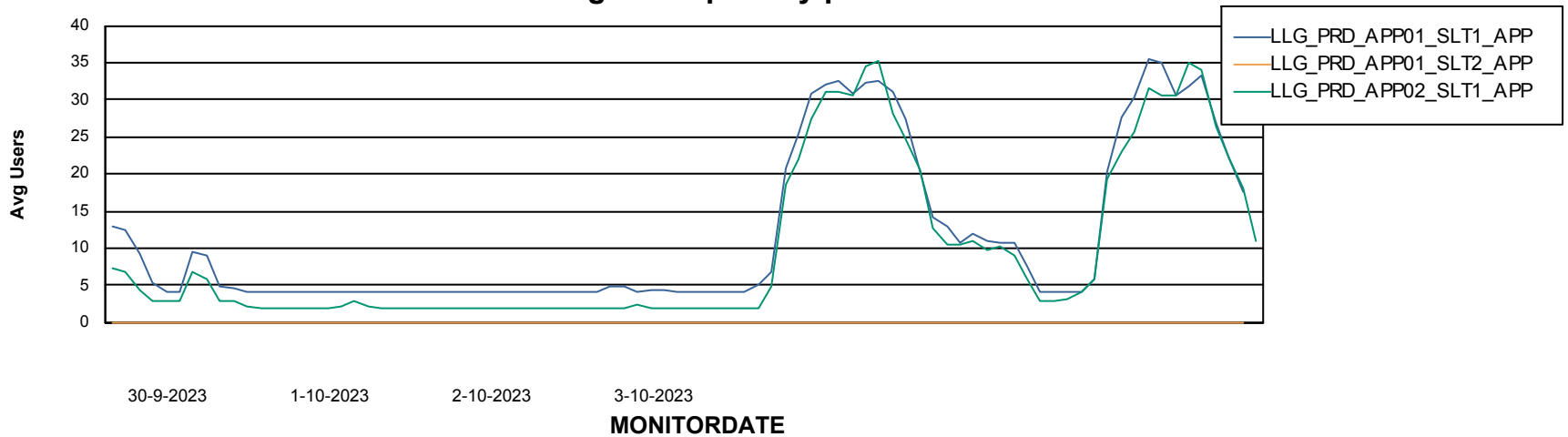


## ABSSolute Application Server Services

### Avg memory used per ReportServer Service



### Avg users per day per ABS server



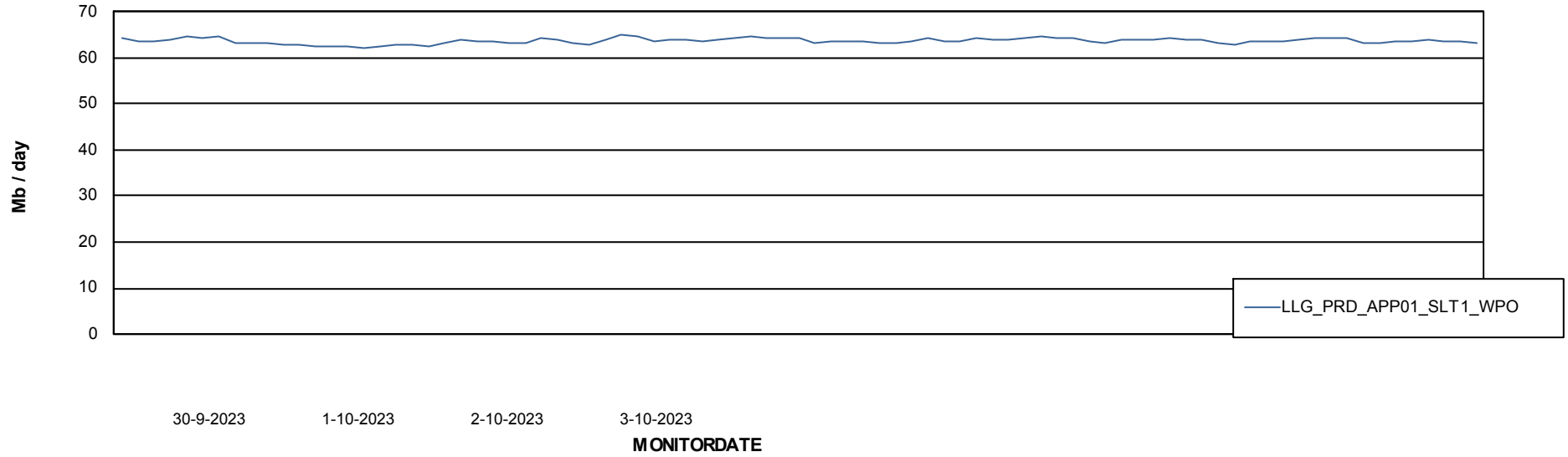
# Weekly SLA Customer Report

Customer LLG\_Production  
Database ID 53



## ABSSolute Application Server Services

### Avg memory used per ABS Web component



# Weekly SLA Customer Report

Customer LLG\_Production  
Database ID 53



### Disaster per ABS component

