

# Weekly SLA Customer Report

Customer DFD\_Production  
Database ID 39



## Harddisk Usage DFD\_PRD\_ABSAPP1

	Free disk space on C: (%)	Total disk space on C: (Gb)	Used disk space on C: (Gb)
7-10-2023	25	90	67
6-10-2023	25	90	67
5-10-2023	25	90	67
4-10-2023	25	90	67
3-10-2023	26	90	67
2-10-2023	26	90	67
1-10-2023	26	90	67

## Harddisk Usage DFD\_PRD\_ABSAPP2

	Free disk space on C: (%)	Total disk space on C: (Gb)	Used disk space on C: (Gb)
7-10-2023	35	100	65
6-10-2023	35	100	65
5-10-2023	35	100	65
4-10-2023	35	100	65
3-10-2023	35	100	65
2-10-2023	35	100	65
1-10-2023	35	100	65

# Weekly SLA Customer Report

Customer DFD\_Production  
 Database ID 39



Harddisk Usage DFD\_PRD\_ABSAPP3

	Free disk space on C: (%)	Total disk space on C: (Gb)	Used disk space on C: (Gb)
7-10-2023	36	100	64
6-10-2023	36	100	64
5-10-2023	36	100	64
4-10-2023	36	100	64
3-10-2023	36	100	64
2-10-2023	36	100	64
1-10-2023	36	100	64

Harddisk Usage DFD\_PRD\_BI1

	Free disk space on C: (%)	Total disk space on C: (Gb)	Used disk space on C: (Gb)	Free disk space on E: (%)	Total disk space on E: (Gb)	Used disk space on E: (Gb)
7-10-2023	76	150	36	28	250	181
6-10-2023	76	150	36	28	250	179
5-10-2023	76	150	36	28	250	179
4-10-2023	76	150	36	28	250	179
3-10-2023	76	150	36	28	250	179
2-10-2023	76	150	36	28	250	179
1-10-2023	76	150	36	28	250	179

# Weekly SLA Customer Report

Customer DFD\_Production  
Database ID 39



Harddisk Usage DFD\_PRD\_ORACLE1

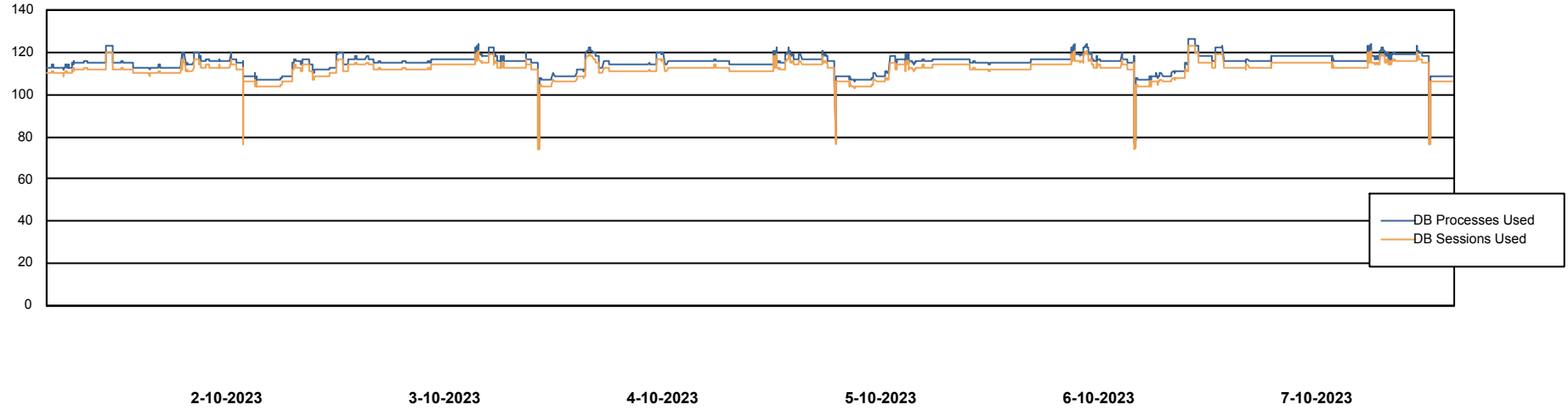
	Free disk space on C: (%)	Total disk space on C: (Gb)	Used disk space on C: (Gb)	Free disk space on D: (%)	Total disk space on D: (Gb)	Used disk space on D: (Gb)	Free disk space on E: (%)	Total disk space on E: (Gb)	Used disk space on E: (Gb)	Free disk space on F: (%)
7-10-2023	25	78	59	75	479	121	74	650	166	59
6-10-2023	25	78	59	75	479	121	76	650	154	59
5-10-2023	25	78	58	75	479	121	76	650	154	59
4-10-2023	25	78	58	75	479	121	76	650	154	59
3-10-2023	25	78	58	75	479	121	76	650	154	59
2-10-2023	25	78	58	75	479	121	76	650	154	59
1-10-2023	25	78	58	75	479	121	76	650	154	59

# Weekly SLA Customer Report

Customer DFD\_Production  
Database ID 39



Database Performance DFDDDB\_Production

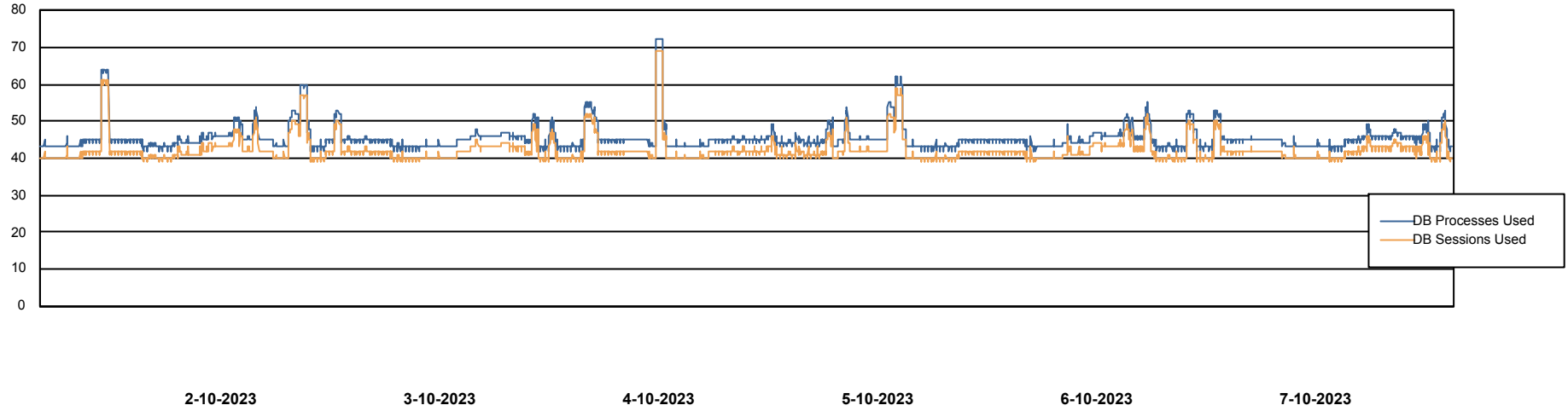


# Weekly SLA Customer Report

Customer DFD\_Production  
Database ID 39



Database Performance DFDDDBBI\_Production



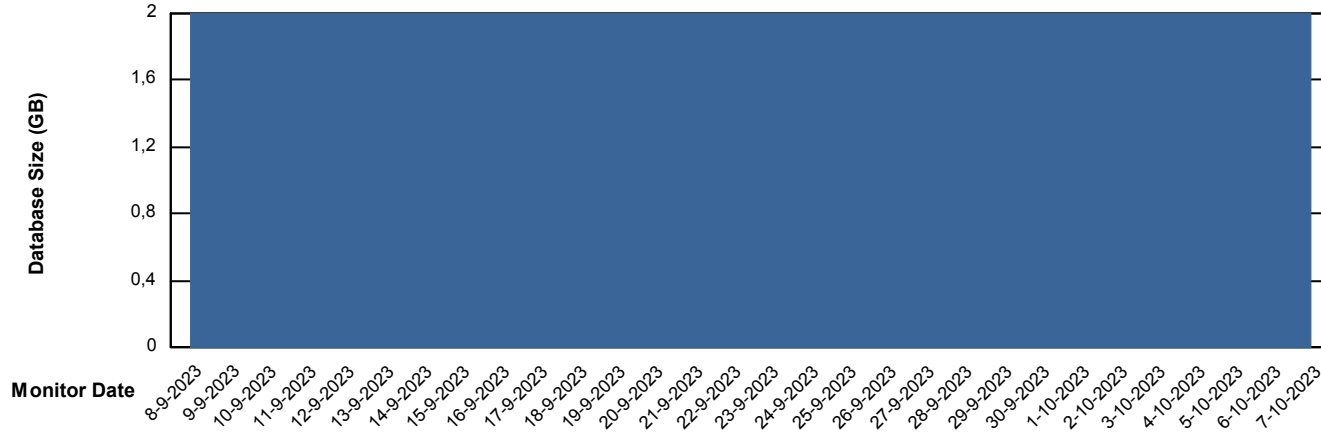
# Weekly SLA Customer Report

Customer DFD\_Production  
Database ID 39



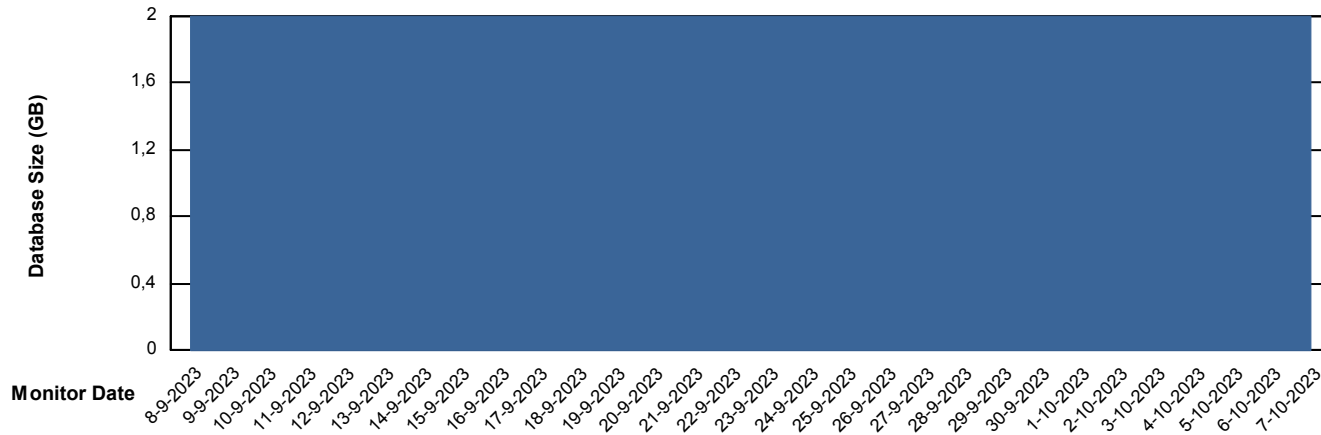
DATABASE SIZE DFDDDB\_Production

### Database growth over last month



DATABASE SIZE DFDDDBI\_Production

### Database growth over last month



# Weekly SLA Customer Report

Customer DFD\_Production  
Database ID 39



## Database Tablespace DFDDB\_Production

Date	Tablespace Name	Filesize (Gb)	Usedsize (Gb)	Percentage free
7-10-2023	ABSDATA	100	0	100
	INDX	199	0	100
6-10-2023	ABSDATA	100	0	100
	INDX	199	0	100
5-10-2023	ABSDATA	100	0	100
	INDX	199	0	100
4-10-2023	ABSDATA	100	0	100
	INDX	199	0	100
3-10-2023	ABSDATA	100	0	100
	INDX	199	0	100
2-10-2023	ABSDATA	100	0	100
	INDX	199	0	100
1-10-2023	ABSDATA	100	0	100
	INDX	199	0	100

# Weekly SLA Customer Report

Customer DFD\_Production  
Database ID 39



Database Tablespace DFDDDBI\_Production

Date	Tablespace Name	Filesize (Gb)	Usedsize (Gb)	Percentage free
7-10-2023	ABSDATA	57	0	100
	INDX	52	0	100
6-10-2023	ABSDATA	57	0	100
	INDX	52	0	100
5-10-2023	ABSDATA	57	0	100
	INDX	52	0	100
4-10-2023	ABSDATA	57	0	100
	INDX	52	0	100
3-10-2023	ABSDATA	57	0	100
	INDX	52	0	100
2-10-2023	ABSDATA	57	0	100
	INDX	52	0	100
1-10-2023	ABSDATA	57	0	100
	INDX	52	0	100

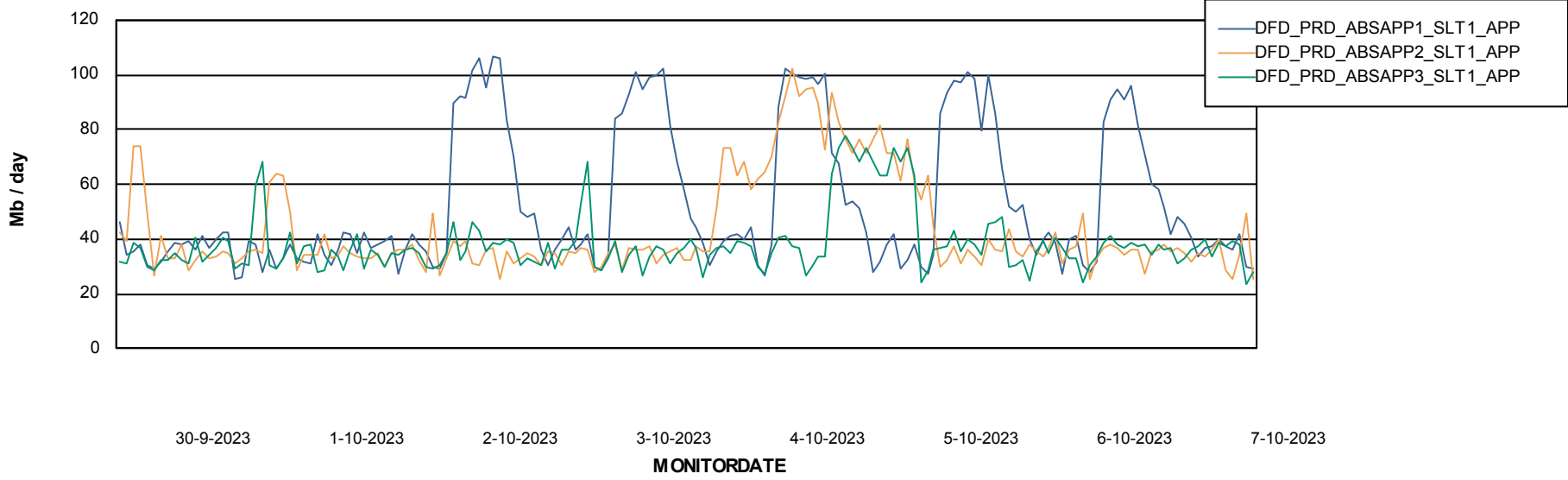
# Weekly SLA Customer Report

Customer DFD\_Production  
Database ID 39

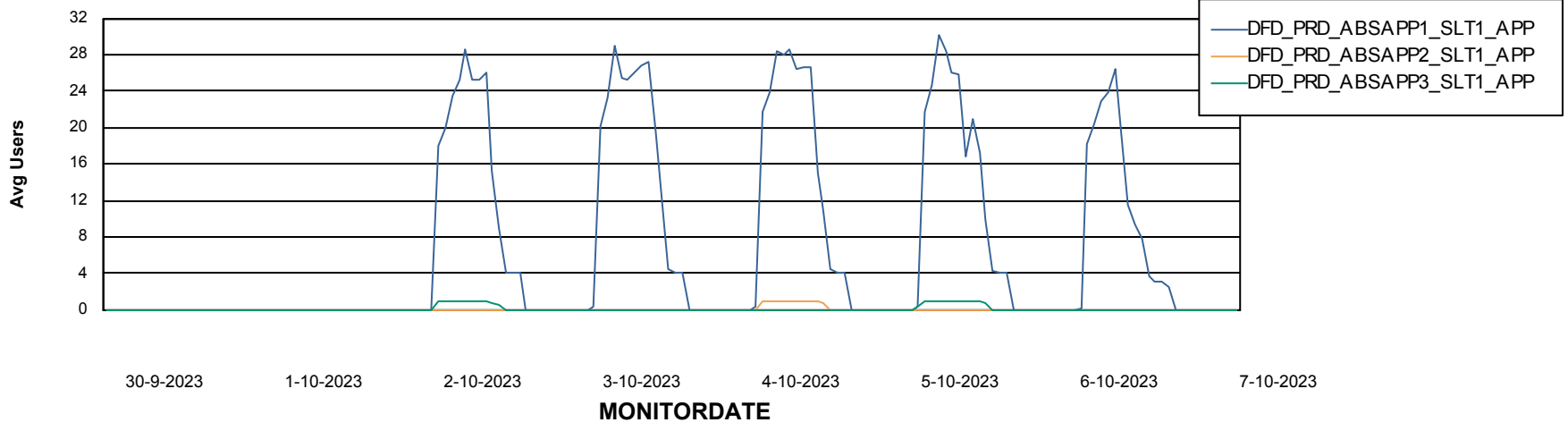


## ABSSolute Application Server Services

### Avg memory used per ABS Server Service



### Avg users per day per ABS server



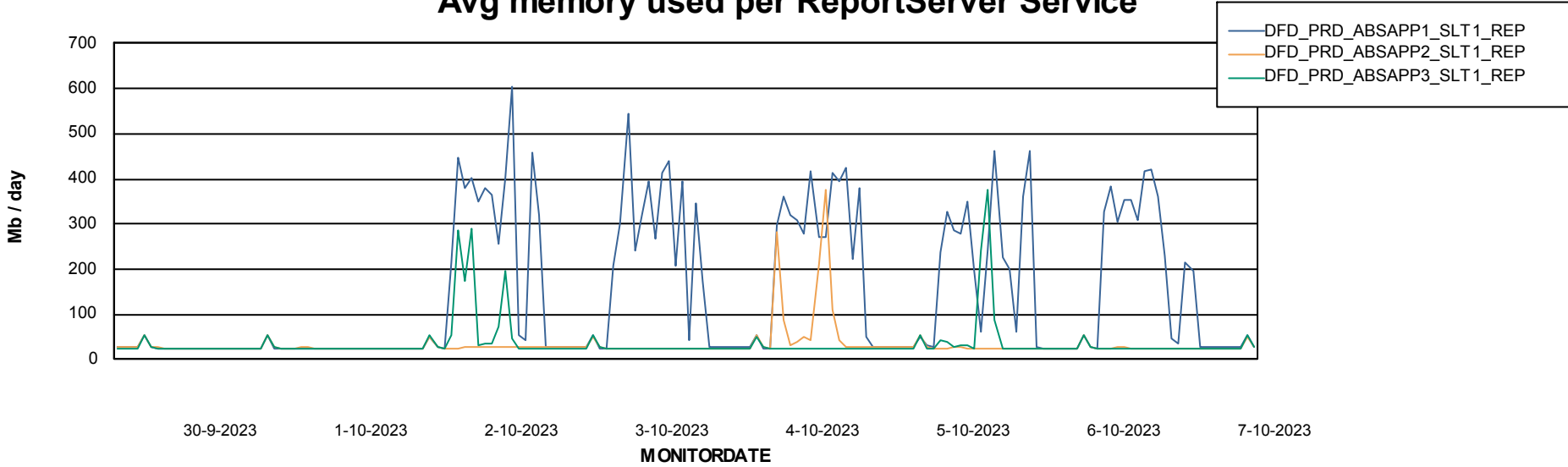
# Weekly SLA Customer Report

Customer DFD\_Production  
Database ID 39



## ABSSolute Application ReportServer Services

### Avg memory used per ReportServer Service



### Disaster per ABS component

