

Weekly SLA Customer Report

Customer LLG_Production
Database ID 53



Harddisk Usage LLG_PRD_APP01

	Free disk space on C: (%)	Total disk space on C: (Gb)	Used disk space on C: (Gb)	Free disk space on D: (%)	Total disk space on D: (Gb)	Used disk space on D: (Gb)
30-9-2023	61	200	79	95	200	9
29-9-2023	61	200	79	95	200	9
28-9-2023	61	200	79	95	200	9
27-9-2023	61	200	79	95	200	9
26-9-2023	61	200	79	95	200	9
25-9-2023	60	200	79	95	200	9
24-9-2023	60	200	79	95	200	9

Harddisk Usage LLG_PRD_APP02

	Free disk space on C: (%)	Total disk space on C: (Gb)	Used disk space on C: (Gb)	Free disk space on D: (%)	Total disk space on D: (Gb)	Used disk space on D: (Gb)
30-9-2023	62	200	76	94	200	13
29-9-2023	62	200	76	94	200	13
28-9-2023	62	200	76	94	200	13
27-9-2023	62	200	76	94	200	13
26-9-2023	62	200	76	94	200	13
25-9-2023	62	200	76	94	200	13
24-9-2023	62	200	76	94	200	13

Weekly SLA Customer Report

Customer LLG_Production
Database ID 53



Harddisk Usage LLG_PRD_BI02

	Free disk space on C: (%)	Total disk space on C: (Gb)	Used disk space on C: (Gb)	Free disk space on D: (%)	Total disk space on D: (Gb)	Used disk space on D: (Gb)
30-9-2023	53	150	71	56	685	302
29-9-2023	53	150	71	56	685	299
28-9-2023	53	150	71	56	685	299
27-9-2023	50	150	75	54	685	312
26-9-2023	50	150	76	44	685	386
25-9-2023	50	150	75	38	685	425
24-9-2023	50	150	75	38	685	425

Harddisk Usage LLG_PRD_OR01

	Free disk space on C: (%)	Total disk space on C: (Gb)	Used disk space on C: (Gb)	Free disk space on D: (%)	Total disk space on D: (Gb)	Used disk space on D: (Gb)	Free disk space on E: (%)	Total disk space on E: (Gb)	Used disk space on E: (Gb)
30-9-2023	79	279	58	49	928	470	31	749	519
29-9-2023	79	279	58	49	928	470	28	749	541
28-9-2023	79	279	58	49	928	470	27	749	546
27-9-2023	79	279	58	49	928	470	34	749	496
26-9-2023	79	279	58	50	928	466	34	749	497
25-9-2023	79	279	58	50	928	464	28	749	536
24-9-2023	79	279	58	50	928	464	36	749	480

Weekly SLA Customer Report

Customer LLG_Production
 Database ID 53



Harddisk Usage LLG_PRD_ORO2

	Free disk space on C: (%)	Total disk space on C: (Gb)	Used disk space on C: (Gb)	Free disk space on D: (%)	Total disk space on D: (Gb)	Used disk space on D: (Gb)	Free disk space on E: (%)	Total disk space on E: (Gb)	Used disk space on E: (Gb)
30-9-2023	83	279	46	88	1,117	131	93	559	38
29-9-2023	83	279	46	88	1,117	131	93	559	38
28-9-2023	83	279	46	88	1,117	131	93	559	38
27-9-2023	83	279	46	88	1,117	131	93	559	38
26-9-2023	83	279	46	88	1,117	131	93	559	38
25-9-2023	83	279	46	88	1,117	131	93	559	38
24-9-2023	83	279	46	88	1,117	131	93	559	38

Harddisk Usage LLG_PRD_TS2

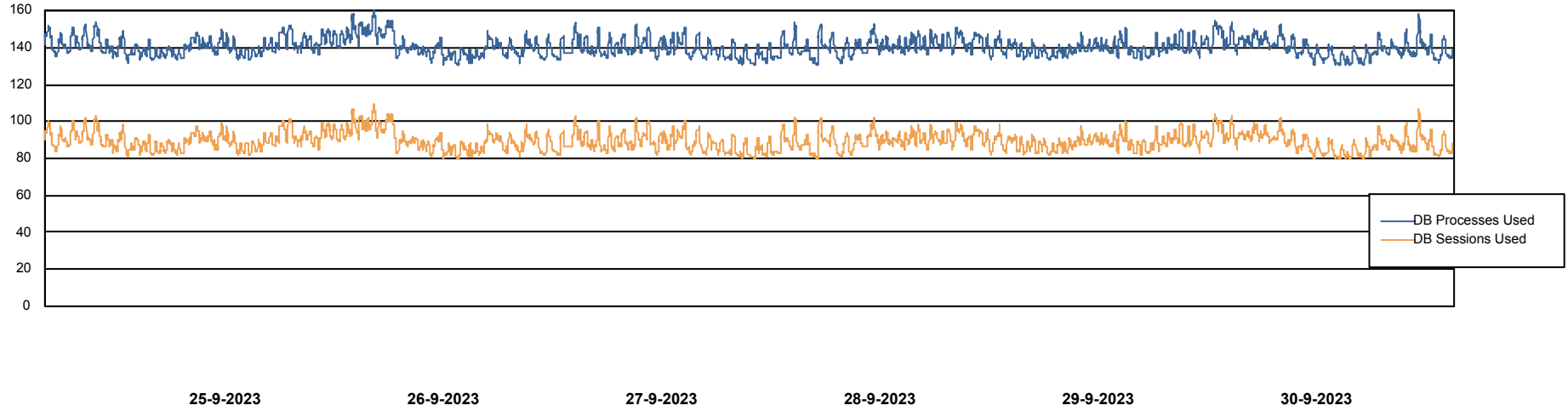
	Free disk space on C: (%)	Total disk space on C: (Gb)	Used disk space on C: (Gb)	Free disk space on D: (%)	Total disk space on D: (Gb)	Used disk space on D: (Gb)	Free disk space on E: (%)	Total disk space on E: (Gb)	Used disk space on E: (Gb)
30-9-2023	20	279	223	55	993	443	52	684	330
29-9-2023	20	279	223	55	993	443	52	684	330
28-9-2023	20	279	223	55	993	443	52	684	330
27-9-2023	20	279	223	55	993	443	52	684	330
26-9-2023	20	279	224	56	993	440	52	684	331
25-9-2023	20	279	223	56	993	437	41	684	404
24-9-2023	20	279	223	56	993	437	51	684	332

Weekly SLA Customer Report

Customer LLG_Production
Database ID 53



Database Performance LLGDB_Production

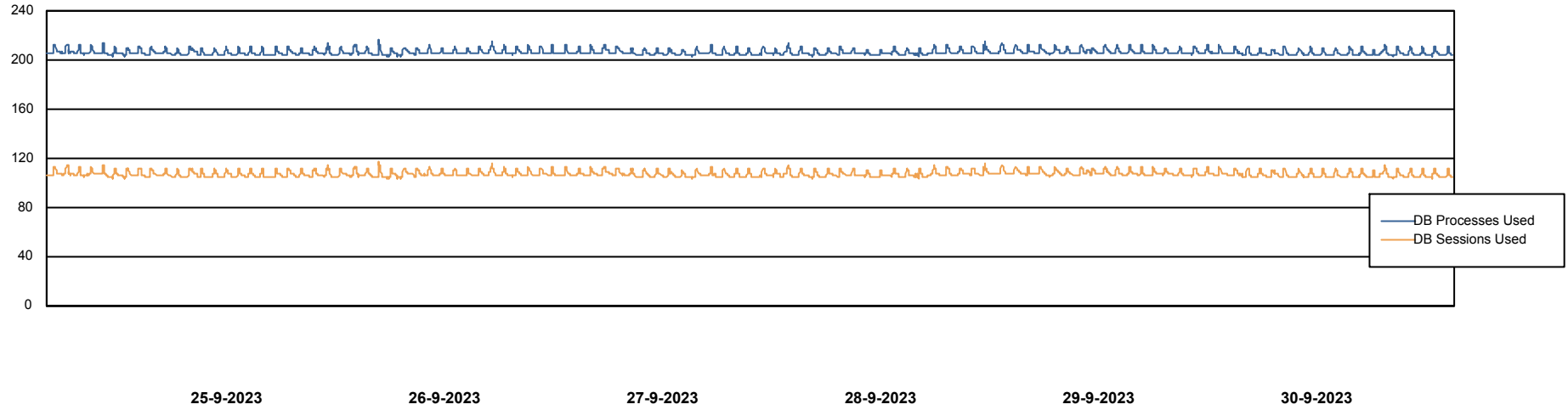


Weekly SLA Customer Report

Customer LLG_Production
Database ID 53



Database Performance LLGDB_Standby_TS2

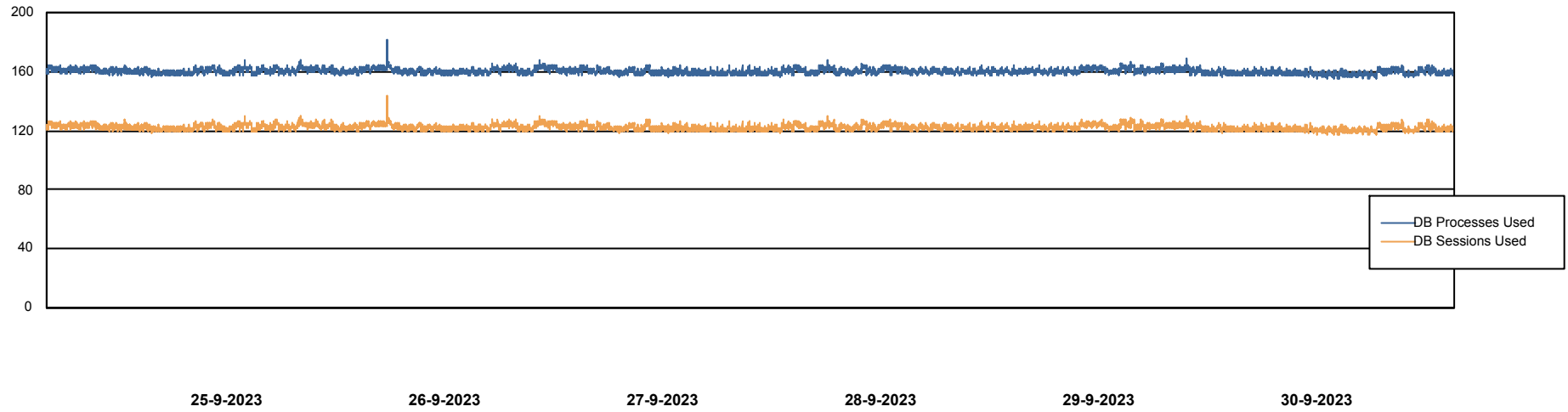


Weekly SLA Customer Report

Customer LLG_Production
Database ID 53



Database Performance LLDDBBI_Production



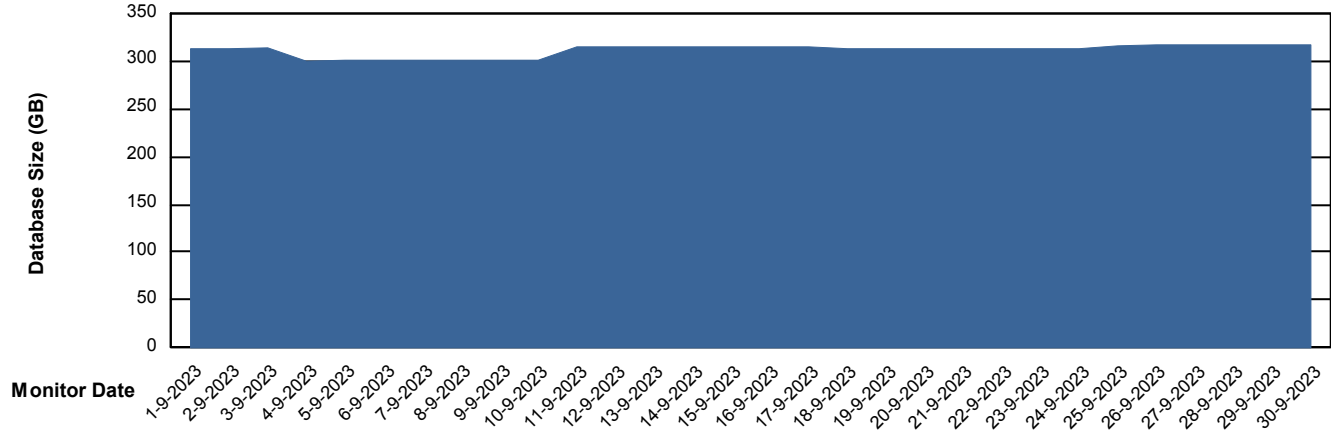
Weekly SLA Customer Report

Customer LLG_Production
Database ID 53



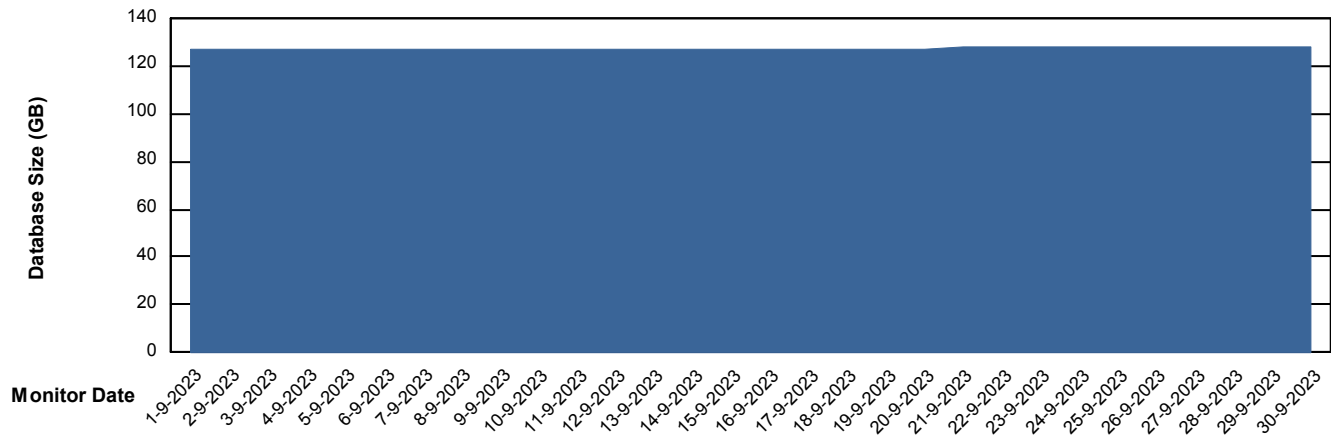
DATABASE SIZE LLGDB_Production

Database growth over last month



DATABASE SIZE LLGDBBI_Production

Database growth over last month



Weekly SLA Customer Report

Customer LLG_Production
Database ID 53



Database Tablespace LLGDB_Production

Date	Tablespace Name	Filesize (Gb)	Usedsize (Gb)	Percentage free
30-9-2023	ABSDATA	178	125	30
	INDX	216	181	16
29-9-2023	ABSDATA	178	125	30
	INDX	216	181	16
28-9-2023	ABSDATA	178	125	30
	INDX	216	181	16
27-9-2023	ABSDATA	178	125	30
	INDX	216	181	16
26-9-2023	ABSDATA	178	125	30
	INDX	216	181	16
25-9-2023	ABSDATA	178	125	30
	INDX	216	181	16
24-9-2023	ABSDATA	178	124	30
	INDX	216	179	17

Weekly SLA Customer Report

Customer LLG_Production
 Database ID 53



Database Tablespace LLGDBBI_Production

Date	Tablespace Name	Filesize (Gb)	Usedsize (Gb)	Percentage free
30-9-2023	ABSDATA	100	56	44
	INDX	120	64	46
29-9-2023	ABSDATA	100	56	44
	INDX	120	64	46
28-9-2023	ABSDATA	100	56	44
	INDX	120	64	46
27-9-2023	ABSDATA	100	56	44
	INDX	120	64	47
26-9-2023	ABSDATA	100	56	44
	INDX	120	64	47
25-9-2023	ABSDATA	100	56	44
	INDX	120	64	47
24-9-2023	ABSDATA	100	56	44
	INDX	120	64	47

BI Status and last ETL error for LLGDBBI_Production

	ma 25/9/2023	di 26/9/2023	wo 27/9/2023	do 28/9/2023	vr 29/9/2023	za 30/9/2023
ABS DataWarehouse ETL Health	OK	OK	OK	OK	OK	OK
ABS DWHStaging ETL Health	OK	OK	OK	OK	OK	OK

Weekly SLA Customer Report

Customer LLG_Production
Database ID 53



BI last ETL error for	LLGDBBI_Production
di, 26-09-2023	None
vr, 29-09-2023	None
do, 28-09-2023	None
za, 30-09-2023	None
di, 26-09-2023	None
zo, 24-09-2023	None
za, 30-09-2023	None
zo, 24-09-2023	None
wo, 27-09-2023	None
ma, 25-09-2023	None
vr, 29-09-2023	None
ma, 25-09-2023	None
wo, 27-09-2023	None
do, 28-09-2023	None

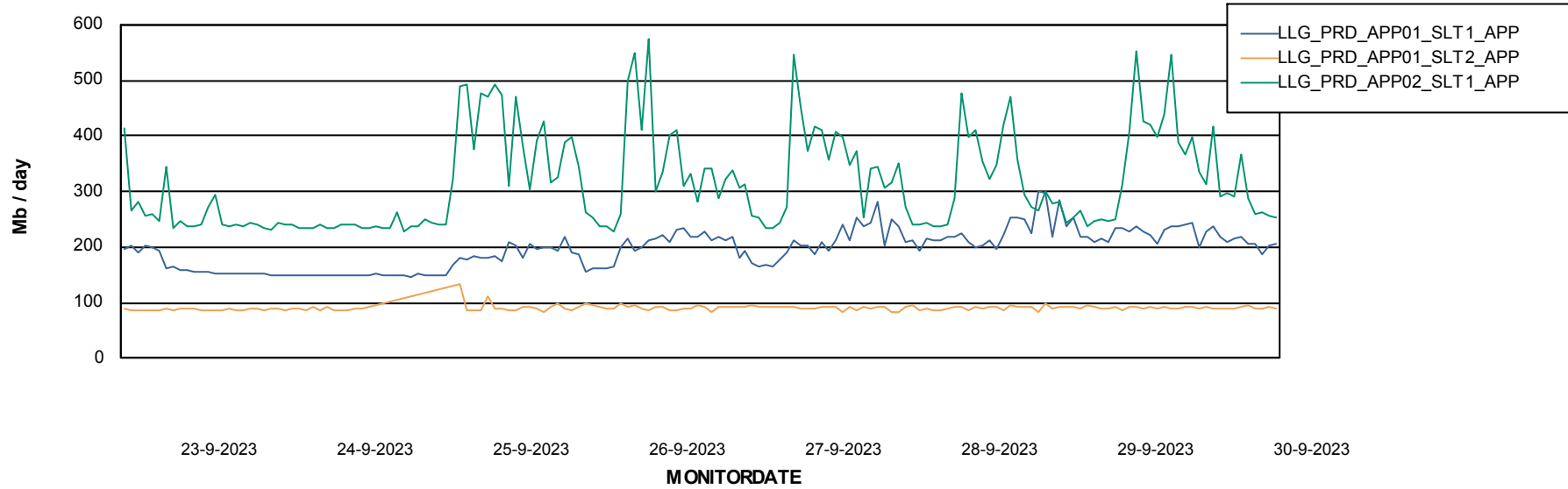
Weekly SLA Customer Report

Customer LLG_Production
Database ID 53



ABSSolute Application Server Services

Avg memory used per ABS Server Service



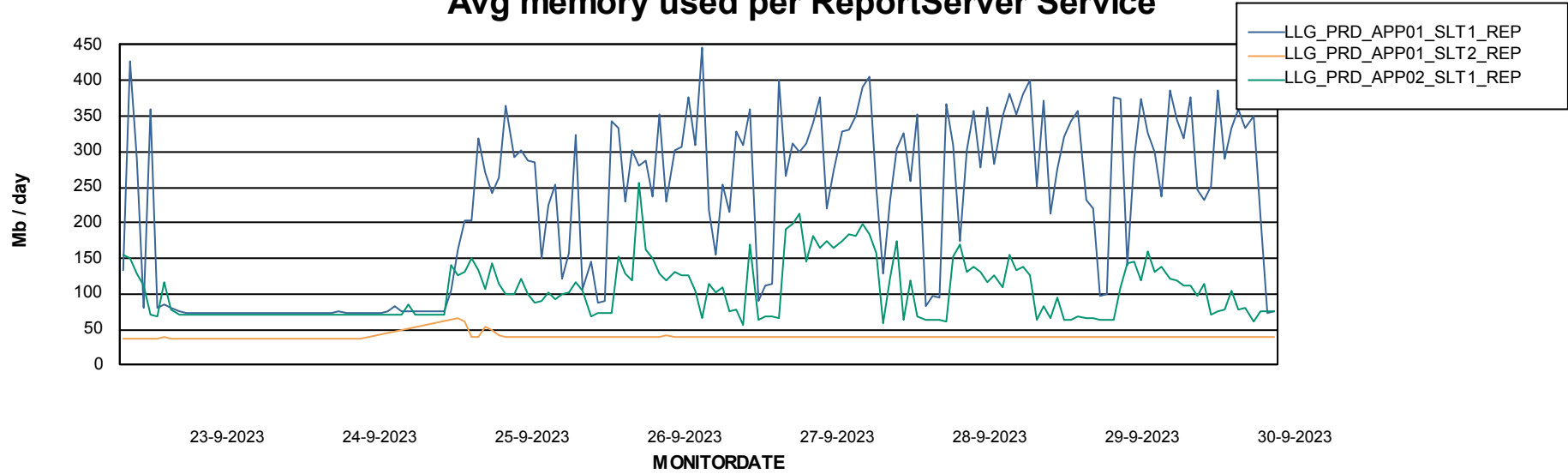
Weekly SLA Customer Report

Customer LLG_Production
Database ID 53

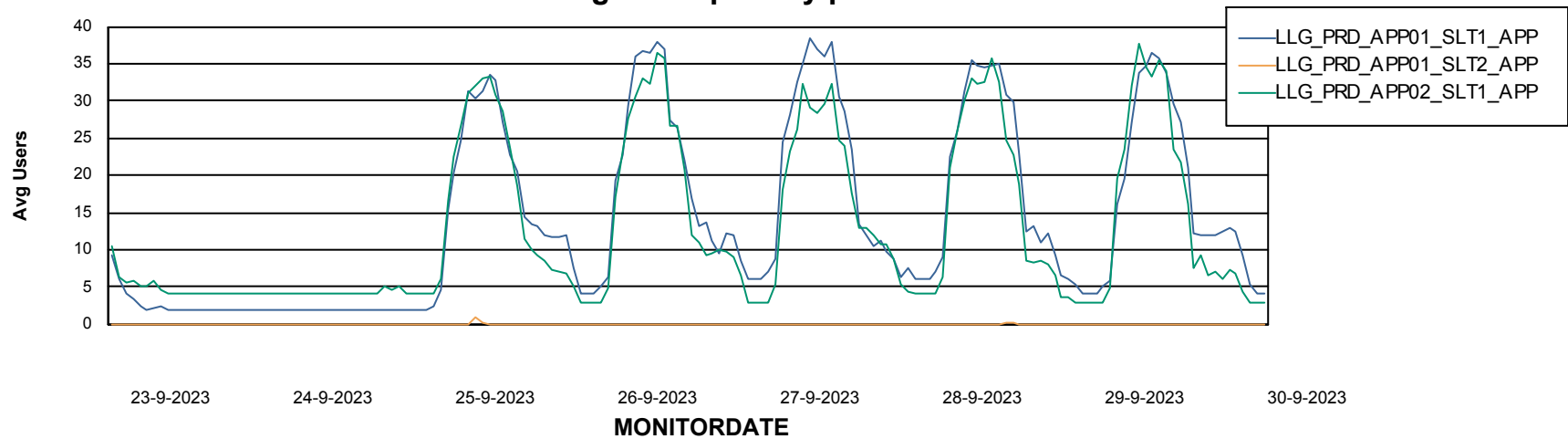


ABSolute Application Server Services

Avg memory used per ReportServer Service



Avg users per day per ABS server



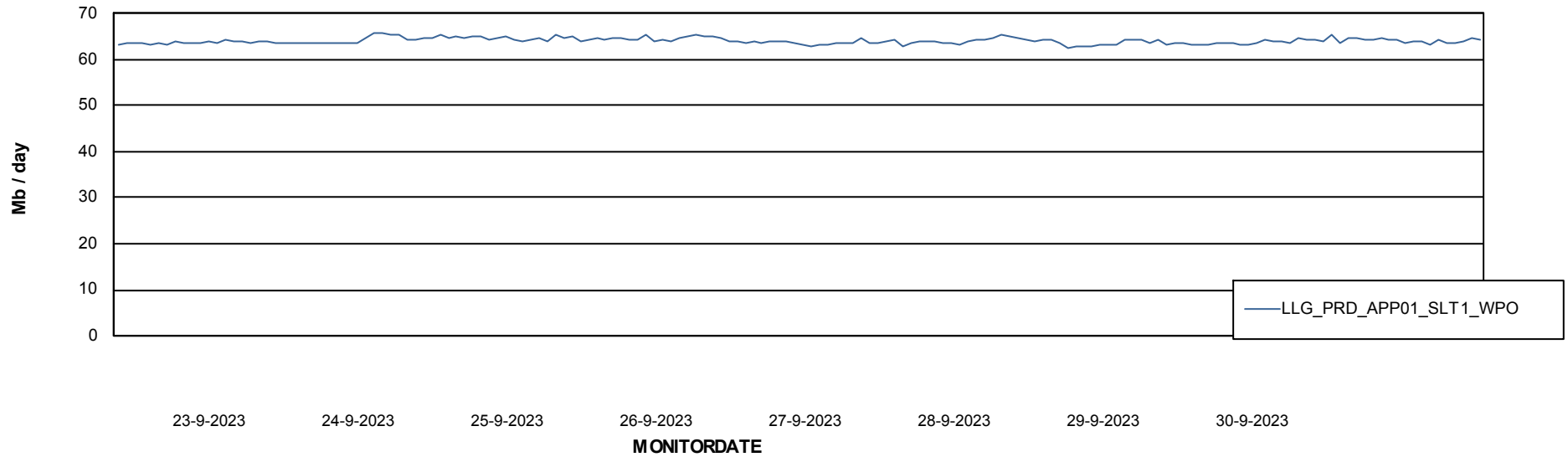
Weekly SLA Customer Report

Customer LLG_Production
Database ID 53



ABSSolute Application Server Services

Avg memory used per ABS Web component



Weekly SLA Customer Report

Customer LLG_Production
Database ID 53



Disaster per ABS component

