

Weekly SLA Customer Report

Customer DFD_Production
Database ID 39



Harddisk Usage DFD_PRD_ABSAPP1

	Free disk space on C: (%)	Total disk space on C: (Gb)	Used disk space on C: (Gb)
30-9-2023	26	90	67
29-9-2023	26	90	67
28-9-2023	26	90	67
27-9-2023	26	90	67
26-9-2023	26	90	67
25-9-2023	26	90	67
24-9-2023	26	90	67

Harddisk Usage DFD_PRD_ABSAPP2

	Free disk space on C: (%)	Total disk space on C: (Gb)	Used disk space on C: (Gb)
30-9-2023	35	100	65
29-9-2023	35	100	65
28-9-2023	35	100	65
27-9-2023	35	100	65
26-9-2023	35	100	65
25-9-2023	35	100	65
24-9-2023	35	100	65

Weekly SLA Customer Report

Customer DFD_Production
 Database ID 39



Harddisk Usage DFD_PRD_ABSAPP3

	Free disk space on C: (%)	Total disk space on C: (Gb)	Used disk space on C: (Gb)
30-9-2023	36	100	64
29-9-2023	36	100	64
28-9-2023	36	100	64
27-9-2023	36	100	64
26-9-2023	36	100	64
25-9-2023	36	100	64
24-9-2023	36	100	64

Harddisk Usage DFD_PRD_BI1

	Free disk space on C: (%)	Total disk space on C: (Gb)	Used disk space on C: (Gb)	Free disk space on E: (%)	Total disk space on E: (Gb)	Used disk space on E: (Gb)
30-9-2023	76	150	36	28	250	181
29-9-2023	76	150	36	28	250	179
28-9-2023	76	150	36	28	250	179
27-9-2023	76	150	36	28	250	179
26-9-2023	76	150	36	28	250	179
25-9-2023	76	150	36	28	250	179
24-9-2023	76	150	36	28	250	179

Weekly SLA Customer Report

Customer DFD_Production
Database ID 39



Harddisk Usage DFD_PRD_ORACLE1

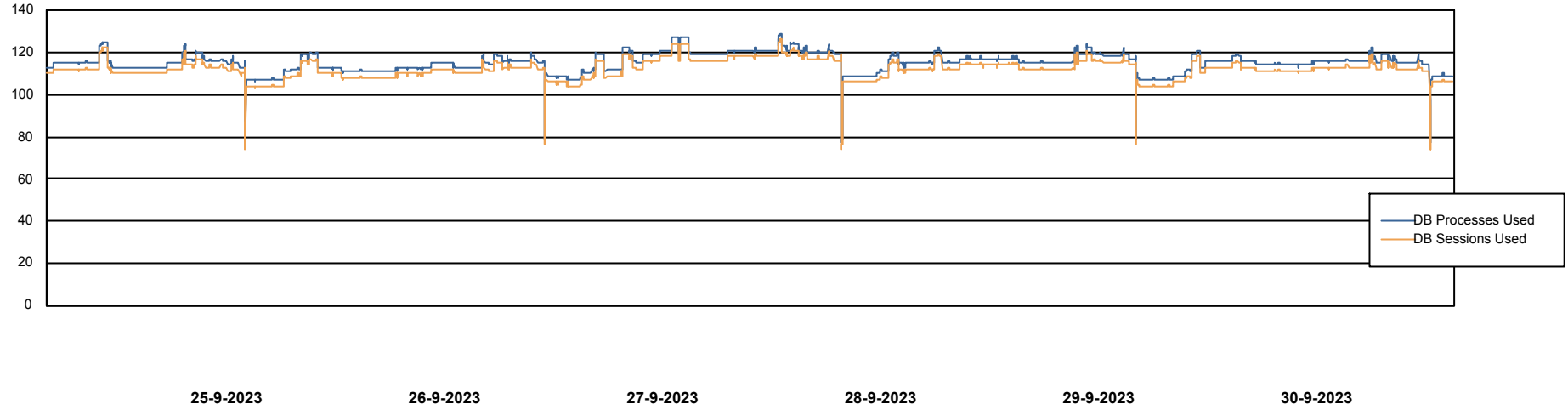
	Free disk space on C: (%)	Total disk space on C: (Gb)	Used disk space on C: (Gb)	Free disk space on D: (%)	Total disk space on D: (Gb)	Used disk space on D: (Gb)	Free disk space on E: (%)	Total disk space on E: (Gb)	Used disk space on E: (Gb)	Free disk space on F: (%)
30-9-2023	25	78	58	75	479	121	74	650	167	59
29-9-2023	25	78	58	75	479	121	76	650	154	59
28-9-2023	25	78	58	75	479	121	76	650	155	59
27-9-2023	25	78	58	75	479	121	76	650	155	59
26-9-2023	25	78	58	75	479	121	76	650	155	59
25-9-2023	25	78	58	75	479	121	76	650	154	59
24-9-2023	26	78	58	75	479	121	76	650	154	59

Weekly SLA Customer Report

Customer DFD_Production
Database ID 39



Database Performance DFDDB_Production

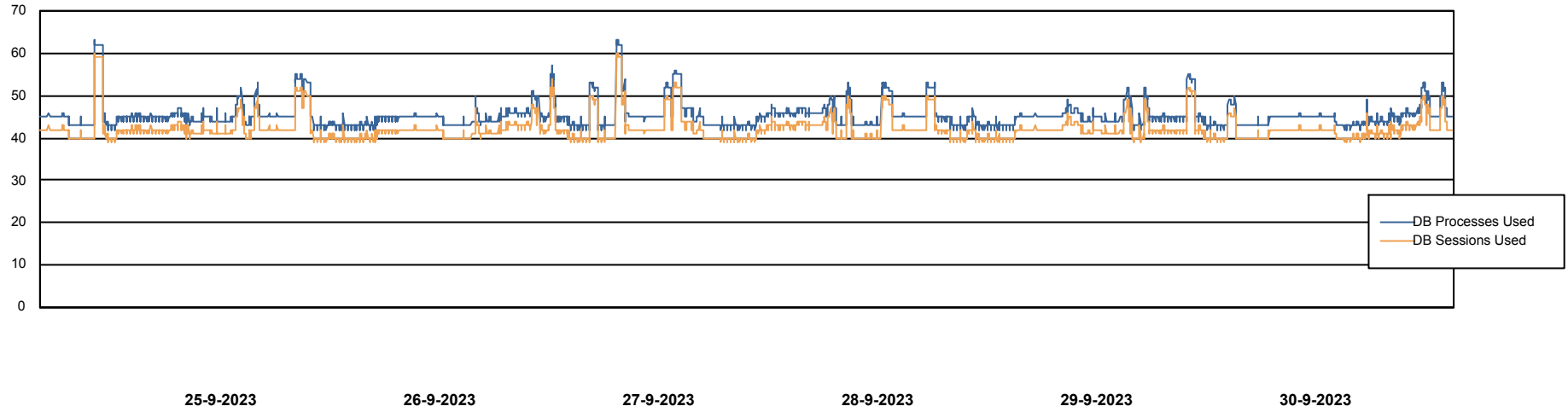


Weekly SLA Customer Report

Customer DFD_Production
Database ID 39



Database Performance DFDDDBBI_Production



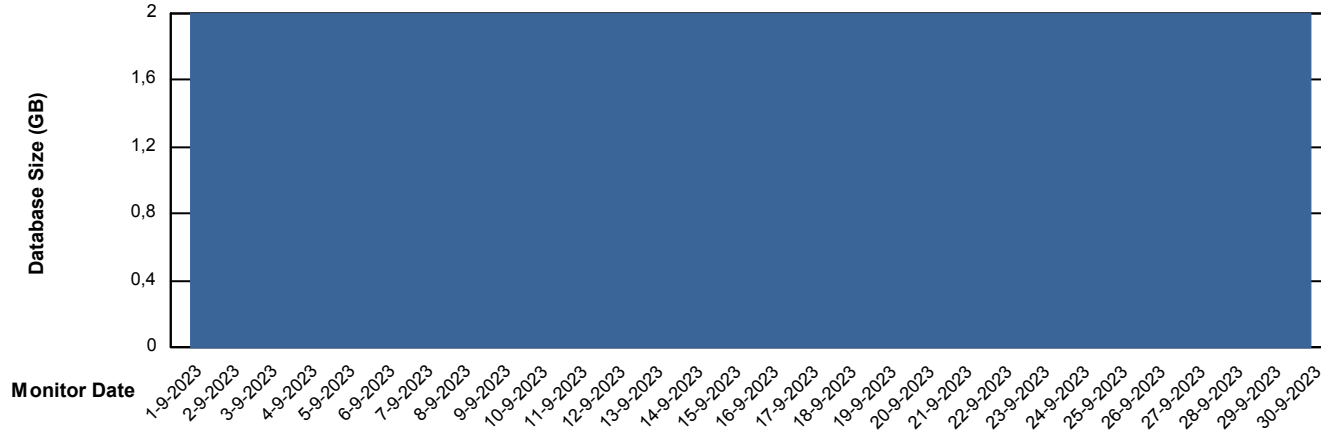
Weekly SLA Customer Report

Customer DFD_Production
Database ID 39



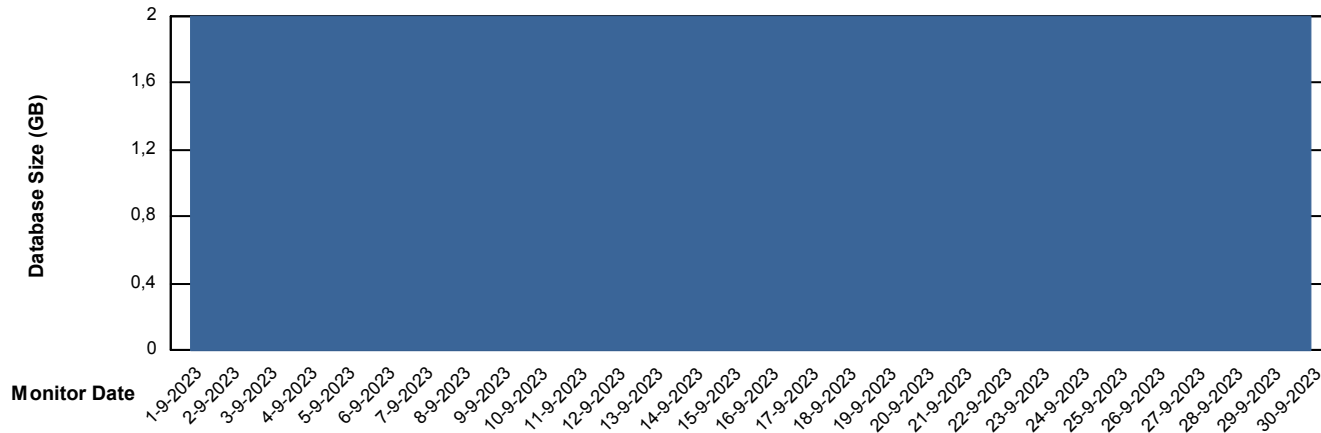
DATABASE SIZE DFDDDB_Production

Database growth over last month



DATABASE SIZE DFDDDBI_Production

Database growth over last month



Weekly SLA Customer Report

Customer DFD_Production
Database ID 39



Database Tablespace DFDDB_Production

Date	Tablespace Name	Filesize (Gb)	Usedsize (Gb)	Percentage free
30-9-2023	ABSDATA	100	0	100
	INDX	199	0	100
29-9-2023	ABSDATA	100	0	100
	INDX	199	0	100
28-9-2023	ABSDATA	100	0	100
	INDX	199	0	100
27-9-2023	ABSDATA	100	0	100
	INDX	199	0	100
26-9-2023	ABSDATA	100	0	100
	INDX	199	0	100
25-9-2023	ABSDATA	100	0	100
	INDX	199	0	100
24-9-2023	ABSDATA	100	0	100
	INDX	199	0	100

Weekly SLA Customer Report

Customer DFD_Production
 Database ID 39



Database Tablespace DFDDDBI_Production

Date	Tablespace Name	Filesize (Gb)	Usedsize (Gb)	Percentage free
30-9-2023	ABSDATA	57	0	100
	INDX	52	0	100
29-9-2023	ABSDATA	57	0	100
	INDX	52	0	100
28-9-2023	ABSDATA	57	0	100
	INDX	52	0	100
27-9-2023	ABSDATA	57	0	100
	INDX	52	0	100
26-9-2023	ABSDATA	57	0	100
	INDX	52	0	100
25-9-2023	ABSDATA	57	0	100
	INDX	52	0	100
24-9-2023	ABSDATA	57	0	100
	INDX	52	0	100

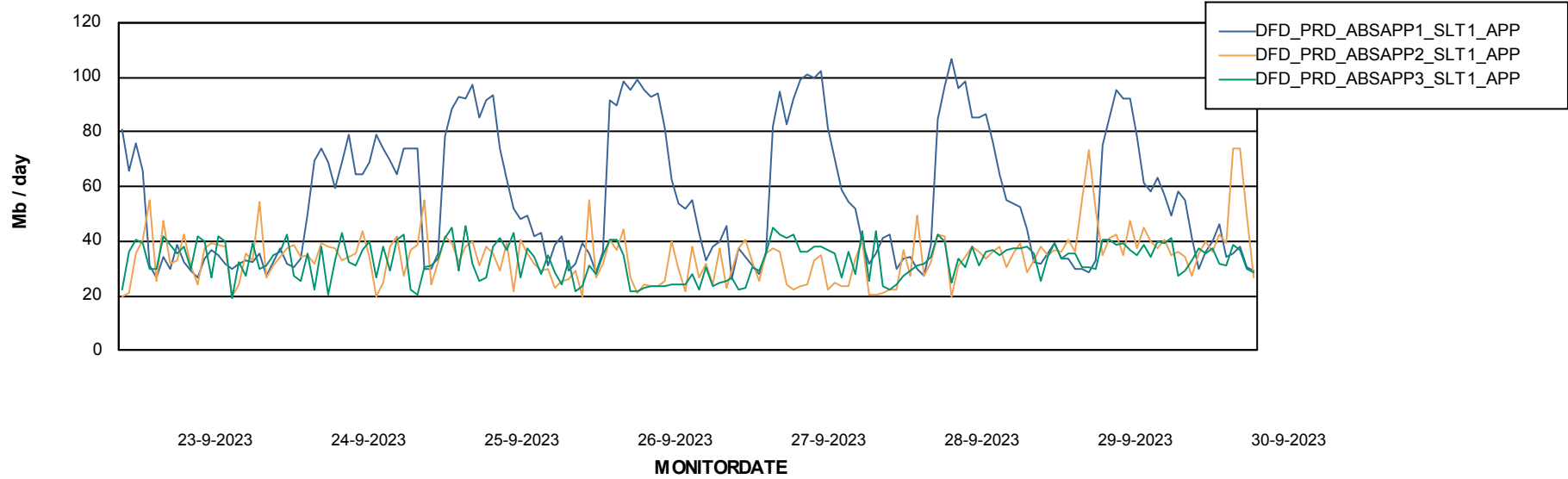
Weekly SLA Customer Report

Customer DFD_Production
Database ID 39

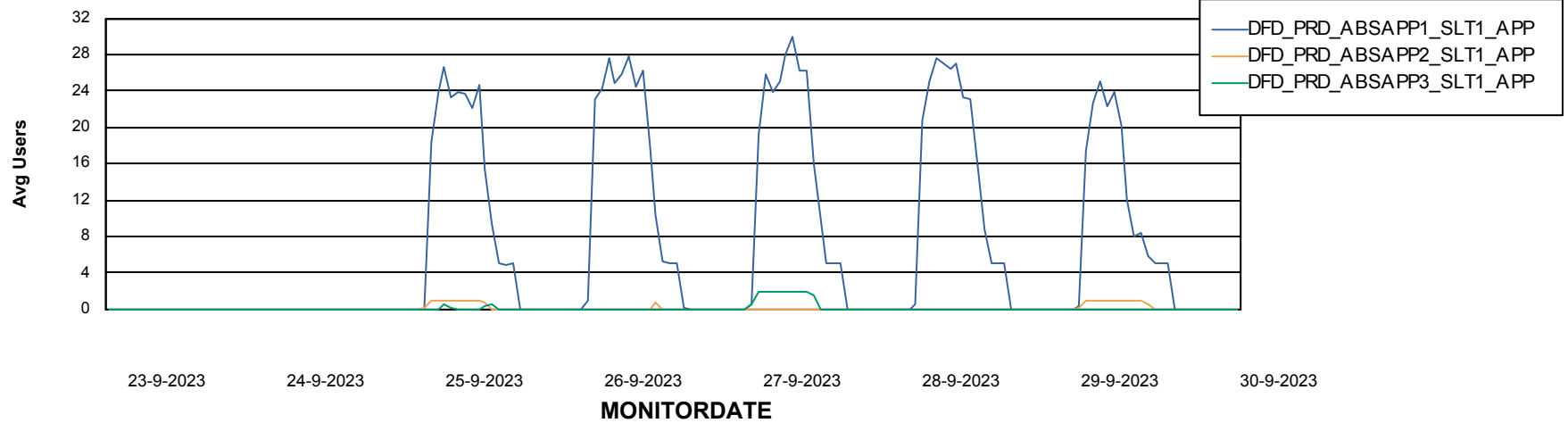


ABSSolute Application Server Services

Avg memory used per ABS Server Service



Avg users per day per ABS server



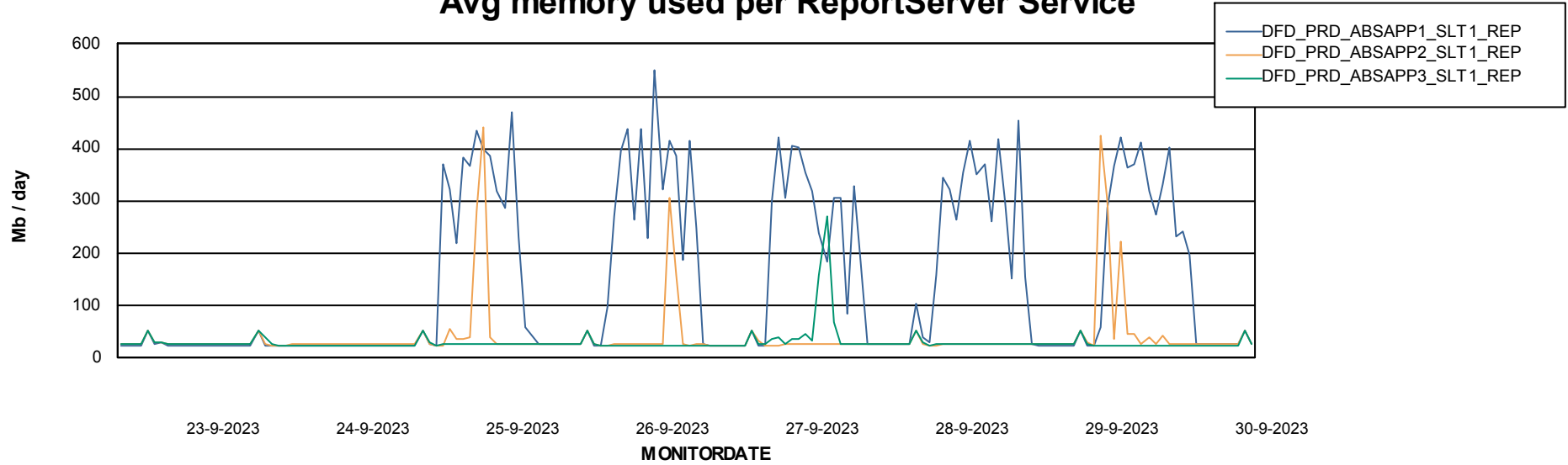
Weekly SLA Customer Report

Customer DFD_Production
Database ID 39



ABSSolute Application ReportServer Services

Avg memory used per ReportServer Service



Disaster per ABS component

