

# Weekly SLA Customer Report

Customer CUS\_Production (24/7)  
 Database ID 131



Harddisk Usage CUS\_PRD\_ABSDB1

	Free disk space on C: (%)	Total disk space on C: (Gb)	Used disk space on C: (Gb)	Free disk space on D: (%)	Total disk space on D: (Gb)	Used disk space on D: (Gb)	Free disk space on E: (%)	Total disk space on E: (Gb)	Used disk space on E: (Gb)
30-9-2023	65	199	69	29	1,300	925	82	1,000	180
29-9-2023	65	199	69	25	1,242	926	81	1,000	195
28-9-2023	65	199	69	17	1,100	916	81	1,000	192
27-9-2023	65	199	69	16	1,100	919	81	1,000	190
26-9-2023	65	199	69	16	1,100	929	81	1,000	191
25-9-2023	65	199	69	15	1,100	932	82	1,000	180
24-9-2023	65	199	69	16	1,100	921	84	1,000	163

Harddisk Usage CUS\_PRD\_ABSDB2

	Free disk space on C: (%)	Total disk space on C: (Gb)	Used disk space on C: (Gb)	Free disk space on D: (%)	Total disk space on D: (Gb)	Used disk space on D: (Gb)
30-9-2023	62	199	76	28	1,200	861
29-9-2023	62	199	76	25	1,142	844
28-9-2023	61	199	78	17	1,000	828
27-9-2023	61	199	78	17	1,000	832
26-9-2023	61	199	78	16	1,000	842
25-9-2023	61	199	77	16	1,000	844
24-9-2023	62	199	76	17	1,000	832

# Weekly SLA Customer Report

Customer CUS\_Production (24/7)  
Database ID 131



## Harddisk Usage CUS\_PRD\_ABSPROD1

	Free disk space on C: (%)	Total disk space on C: (Gb)	Used disk space on C: (Gb)
30-9-2023	73	299	79
29-9-2023	74	299	79
28-9-2023	74	299	78
27-9-2023	74	299	78
26-9-2023	74	299	77
25-9-2023	74	299	77
24-9-2023	74	299	76

## Harddisk Usage CUS\_PRD\_ABSPROD2

	Free disk space on C: (%)	Total disk space on C: (Gb)	Used disk space on C: (Gb)
30-9-2023	78	299	66
29-9-2023	78	299	66
28-9-2023	78	299	65
27-9-2023	78	299	65
26-9-2023	78	299	65
25-9-2023	78	299	65
24-9-2023	78	299	65

# Weekly SLA Customer Report

Customer CUS\_Production (24/7)  
Database ID 131



Harddisk Usage CUS\_PRD\_ABSWEBPROD

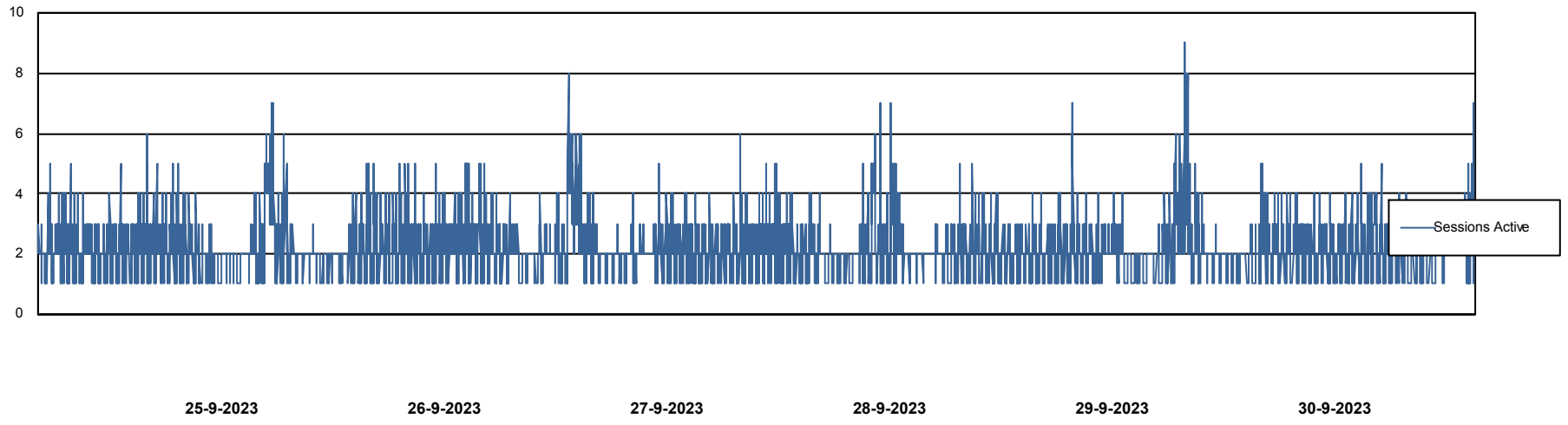
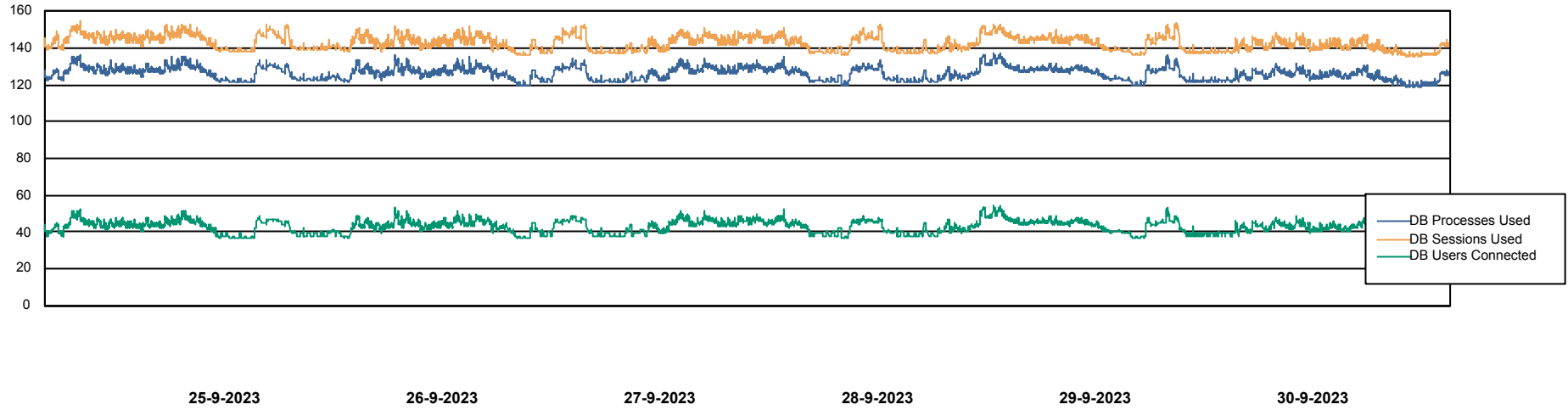
	Free disk space on C: (%)	Total disk space on C: (Gb)	Used disk space on C: (Gb)
30-9-2023	89	199	21
29-9-2023	89	199	21
28-9-2023	89	199	21
27-9-2023	89	199	21
26-9-2023	89	199	21
25-9-2023	89	199	21
24-9-2023	89	199	21

# Weekly SLA Customer Report

Customer CUS\_Production (24/7)  
Database ID 131



## Database Performance CUS\_ProdDB\_Primary

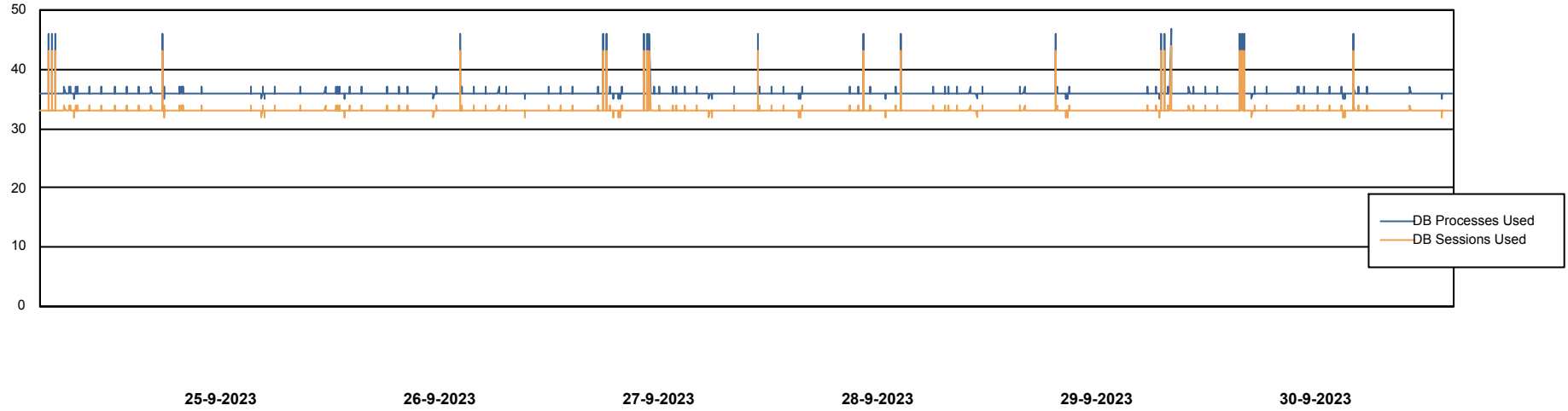


# Weekly SLA Customer Report

Customer CUS\_Production (24/7)  
Database ID 131

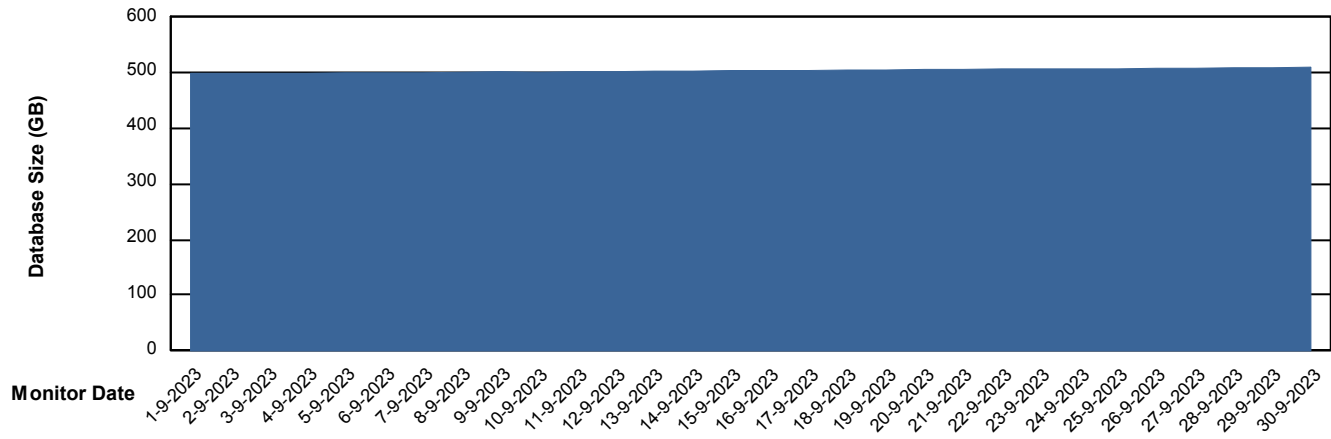


## Database Performance CUS\_ProdDB\_Standby



## DATABASE SIZE CUS\_ProdDB\_Primary

### Database growth over last month



# Weekly SLA Customer Report

Customer CUS\_Production (24/7)  
 Database ID 131

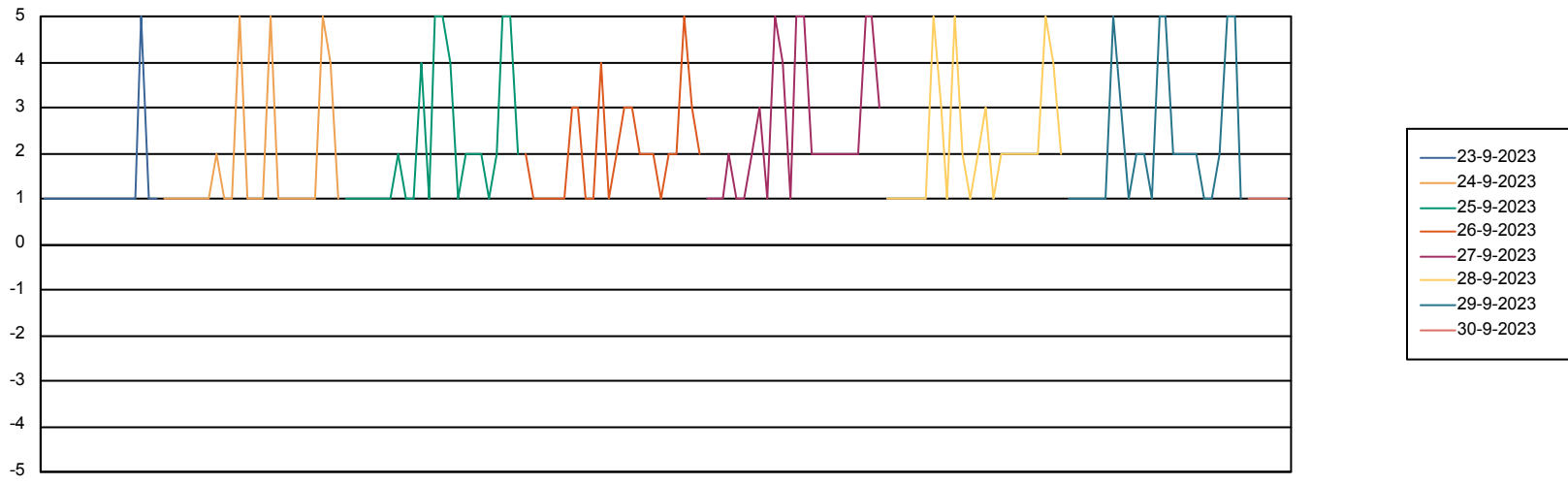


Database Tablespace CUS\_ProdDB\_Primary

Date	Tablespace Name	Filesize (Gb)	Usedsize (Gb)	Percentage free
30-9-2023	ABSDATA	244	192	21
	INDX	367	302	18
29-9-2023	ABSDATA	244	192	21
	INDX	367	302	18
28-9-2023	ABSDATA	244	191	22
	INDX	357	302	15
27-9-2023	ABSDATA	244	191	22
	INDX	357	301	16
26-9-2023	ABSDATA	244	191	22
	INDX	357	301	16
25-9-2023	ABSDATA	244	191	22
	INDX	357	301	16
24-9-2023	ABSDATA	244	191	22
	INDX	357	301	16

Standby Database Health CUS\_Production (24/7)

Recovery lag for last 7 days



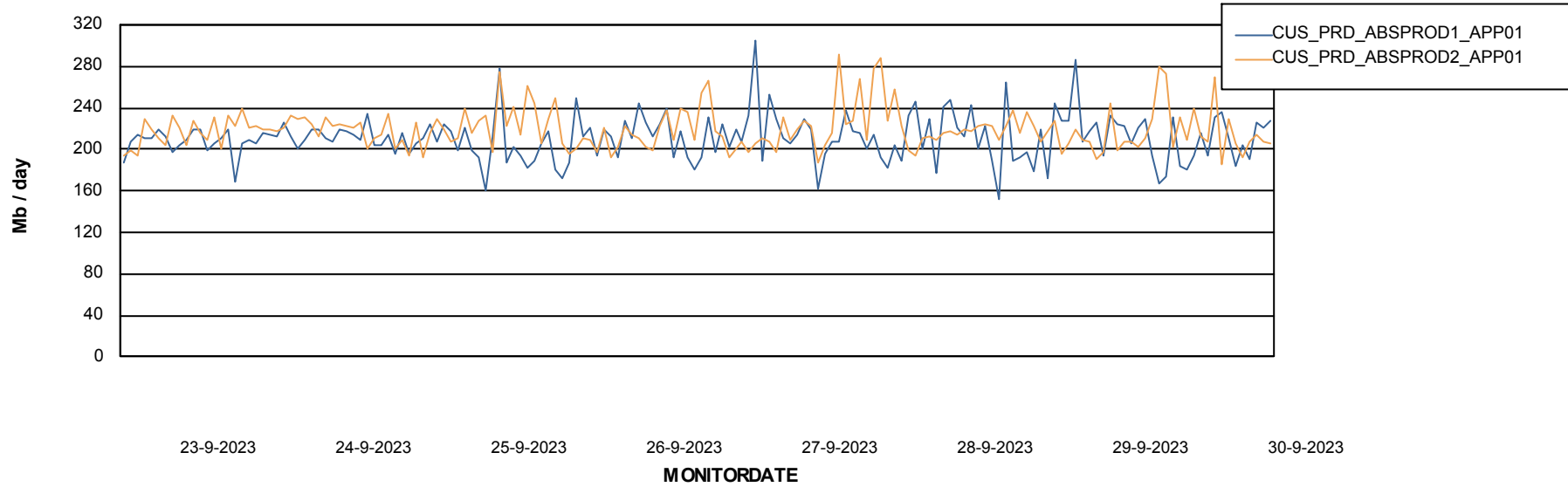
# Weekly SLA Customer Report

Customer CUS\_Production (24/7)  
Database ID 131

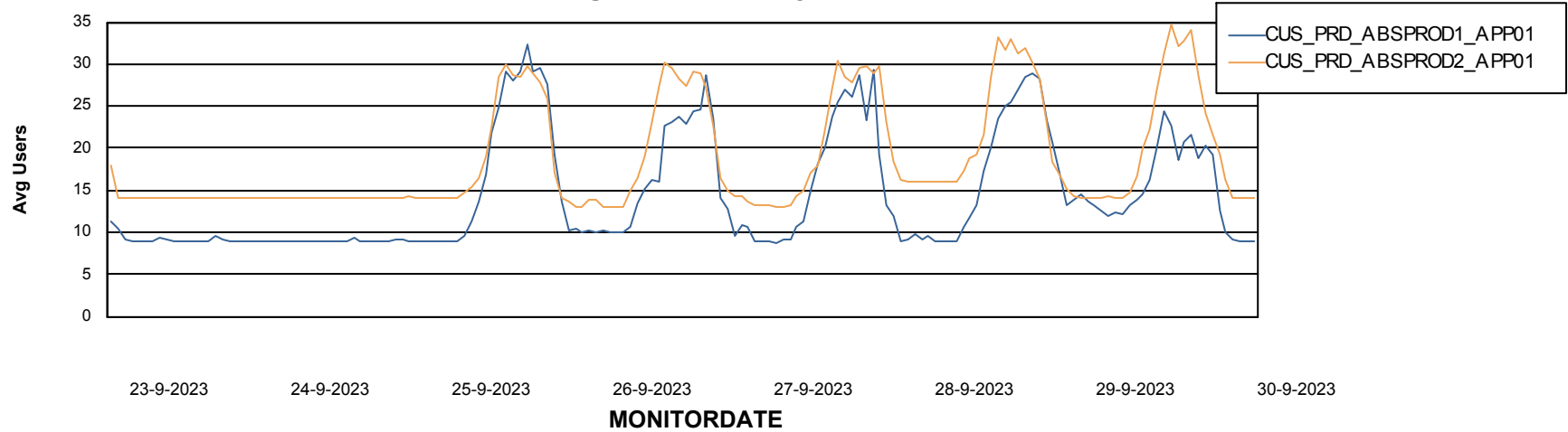


## ABSSolute Application Server Services

### Avg memory used per ABS Server Service



### Avg users per day per ABS server



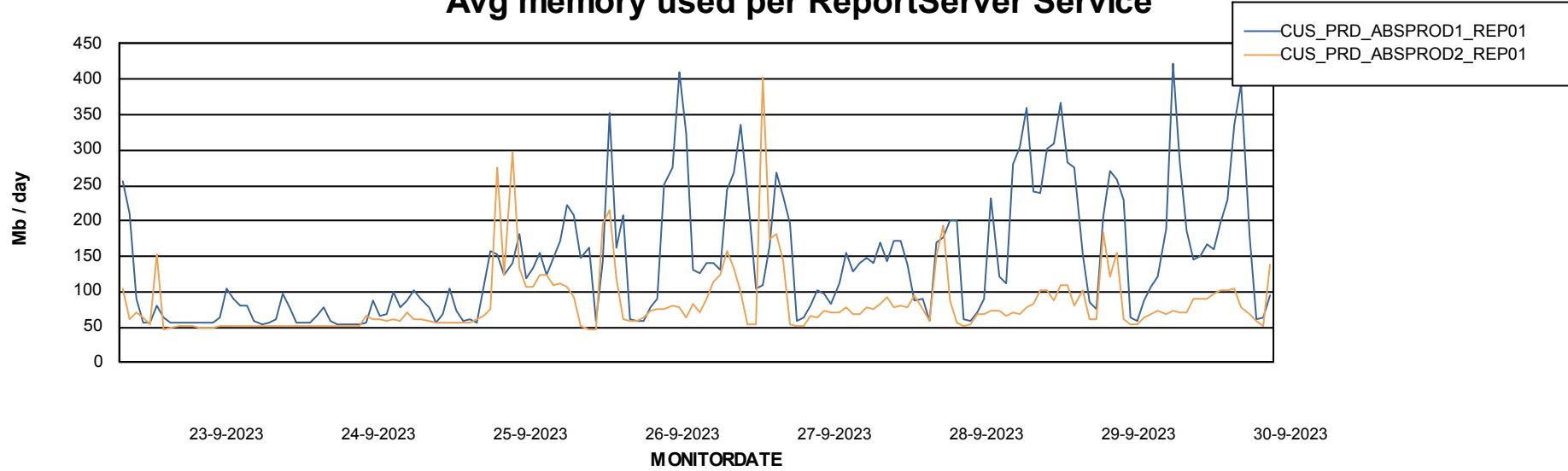
# Weekly SLA Customer Report

Customer CUS\_Production (24/7)  
Database ID 131



## ABSSolute Application ReportServer Services

### Avg memory used per ReportServer Service



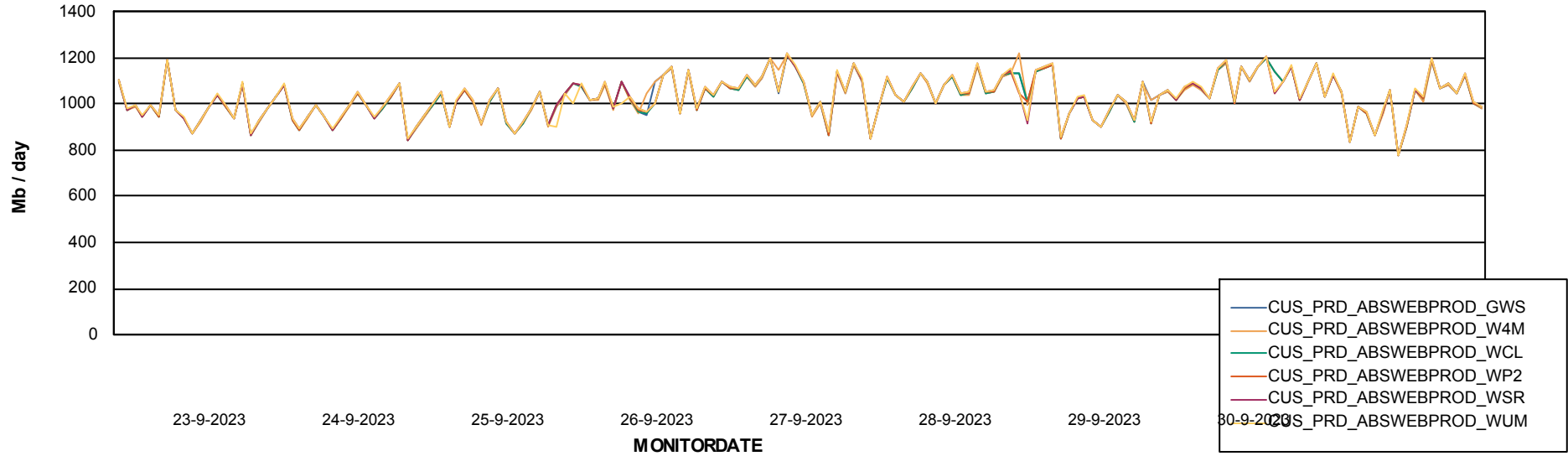
# Weekly SLA Customer Report

Customer CUS\_Production (24/7)  
Database ID 131



## ABSSolute Web Component Services

### Avg memory used per ABS Web component



# Weekly SLA Customer Report

Customer CUS\_Production (24/7)  
Database ID 131



### Disaster per ABS component

