

Weekly SLA Customer Report

Customer CIW Production
 Database ID 45



Harddisk Usage CIW_PRD_ORACLE1

	Free disk space on C: (%)	Total disk space on C: (Gb)	Used disk space on C: (Gb)	Free disk space on D: (%)	Total disk space on D: (Gb)	Used disk space on D: (Gb)	Free disk space on E: (%)	Total disk space on E: (Gb)	Used disk space on E: (Gb)
30-9-2023	90	700	71	72	700	193	100	831	1
29-9-2023	90	700	71	72	700	198	100	831	1
28-9-2023	90	700	71	72	700	196	100	831	1
27-9-2023	90	700	71	72	700	195	100	831	1
26-9-2023	90	700	71	72	700	193	100	831	1
25-9-2023	90	700	71	73	700	192	100	831	1
24-9-2023	90	700	71	73	700	190	100	831	1

Harddisk Usage CIW_PRD_ORACLE2

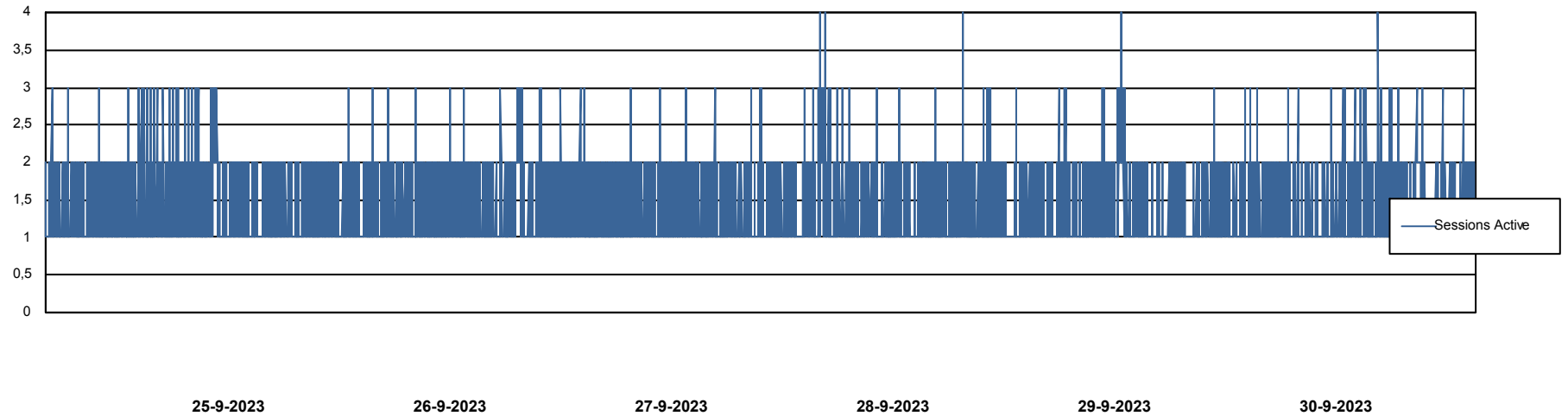
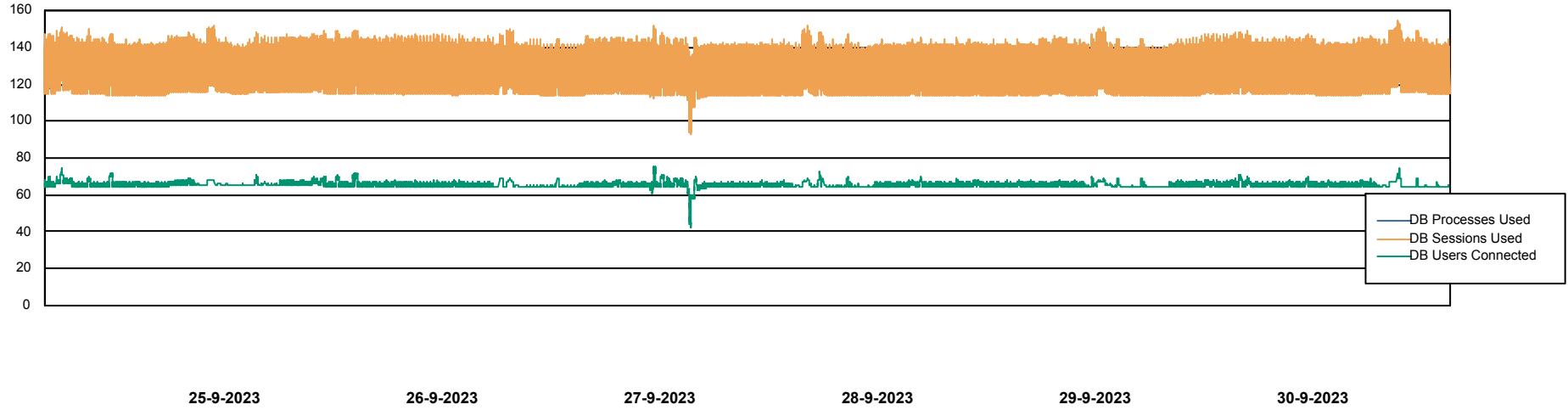
	Free disk space on C: (%)	Total disk space on C: (Gb)	Used disk space on C: (Gb)	Free disk space on D: (%)	Total disk space on D: (Gb)	Used disk space on D: (Gb)	Free disk space on E: (%)	Total disk space on E: (Gb)	Used disk space on E: (Gb)
30-9-2023	87	701	89	65	700	243	98	830	17
29-9-2023	87	701	89	64	700	252	98	830	17
28-9-2023	87	701	89	64	700	250	98	830	17
27-9-2023	87	701	89	64	700	249	98	830	17
26-9-2023	87	701	89	65	700	247	98	830	17
25-9-2023	87	701	89	65	700	246	98	830	17
24-9-2023	87	701	89	65	700	244	98	830	17

Weekly SLA Customer Report

Customer CIW Production
Database ID 45



Database Performance CIWDB_Production



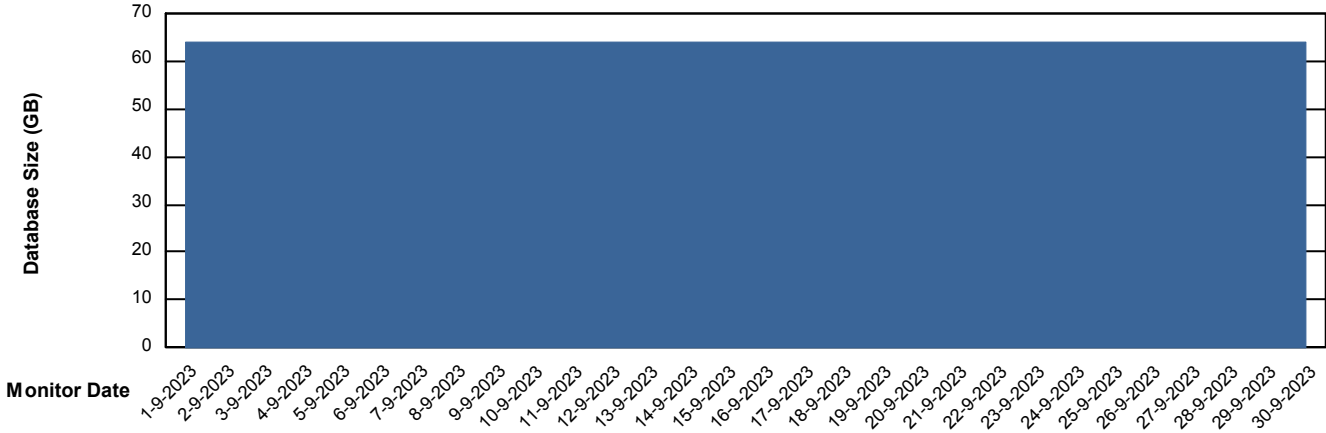
Weekly SLA Customer Report

Customer CIW Production
 Database ID 45



DATABASE SIZE CIWDB_Production

Database growth over last month



Database Tablespace CIWDB_Production

Date	Tablespace Name	Filesize (Gb)	Usedsize (Gb)	Percentage free
30-9-2023	ABSDATA	60	50	17
	INDX	12	7	39
29-9-2023	ABSDATA	60	50	17
	INDX	12	7	39
28-9-2023	ABSDATA	60	50	17
	INDX	12	7	39
27-9-2023	ABSDATA	60	50	17
	INDX	12	7	39
26-9-2023	ABSDATA	60	50	17
	INDX	12	7	39
25-9-2023	ABSDATA	60	50	17
	INDX	12	7	39
24-9-2023	ABSDATA	60	50	17
	INDX	12	7	39