

Weekly SLA Customer Report

Customer LLG_Production
 Database ID 53



Harddisk Usage LLG_PRD_APP01

	Free disk space on C: (%)	Total disk space on C: (Gb)	Used disk space on C: (Gb)	Free disk space on D: (%)	Total disk space on D: (Gb)	Used disk space on D: (Gb)
23-9-2023	60	200	79	95	200	9
22-9-2023	60	200	79	95	200	9
21-9-2023	61	200	78	95	200	9
20-9-2023	61	200	78	95	200	9
19-9-2023	61	200	78	95	200	9
18-9-2023	61	200	78	95	200	9
17-9-2023	61	200	78	95	200	9

Harddisk Usage LLG_PRD_APP02

	Free disk space on C: (%)	Total disk space on C: (Gb)	Used disk space on C: (Gb)	Free disk space on D: (%)	Total disk space on D: (Gb)	Used disk space on D: (Gb)
23-9-2023	62	200	76	94	200	13
22-9-2023	62	200	76	94	200	13
21-9-2023	62	200	76	94	200	13
20-9-2023	62	200	76	94	200	13
19-9-2023	62	200	76	94	200	13
18-9-2023	62	200	76	94	200	13
17-9-2023	62	200	76	94	200	13

Weekly SLA Customer Report

Customer LLG_Production
Database ID 53



Harddisk Usage LLG_PRD_BI02

	Free disk space on C: (%)	Total disk space on C: (Gb)	Used disk space on C: (Gb)	Free disk space on D: (%)	Total disk space on D: (Gb)	Used disk space on D: (Gb)
23-9-2023	50	150	75	38	685	428
22-9-2023	50	150	75	38	685	425
21-9-2023	50	150	75	38	685	425
20-9-2023	50	150	74	38	685	425
19-9-2023	51	150	73	38	685	425
18-9-2023	51	150	73	38	685	425
17-9-2023	51	150	73	38	685	425

Harddisk Usage LLG_PRD_OR01

	Free disk space on C: (%)	Total disk space on C: (Gb)	Used disk space on C: (Gb)	Free disk space on D: (%)	Total disk space on D: (Gb)	Used disk space on D: (Gb)	Free disk space on E: (%)	Total disk space on E: (Gb)	Used disk space on E: (Gb)
23-9-2023	79	279	58	50	928	464	29	749	532
22-9-2023	79	279	58	50	928	464	28	749	542
21-9-2023	79	279	58	50	928	464	28	749	542
20-9-2023	79	279	58	50	928	464	28	749	543
19-9-2023	79	279	58	50	928	464	27	749	544
18-9-2023	79	279	58	50	928	464	28	749	536
17-9-2023	79	279	58	50	928	464	38	749	467

Weekly SLA Customer Report

Customer LLG_Production
Database ID 53



Harddisk Usage LLG_PRD_OR02

	Free disk space on C: (%)	Total disk space on C: (Gb)	Used disk space on C: (Gb)	Free disk space on D: (%)	Total disk space on D: (Gb)	Used disk space on D: (Gb)	Free disk space on E: (%)	Total disk space on E: (Gb)	Used disk space on E: (Gb)
23-9-2023	83	279	46	88	1,117	131	93	559	38
22-9-2023	83	279	46	88	1,117	131	93	559	38
21-9-2023	83	279	46	88	1,117	131	93	559	38
20-9-2023	83	279	46	88	1,117	131	93	559	38
19-9-2023	83	279	46	88	1,117	131	93	559	38
18-9-2023	83	279	46	88	1,117	131	93	559	38
17-9-2023	83	279	46	88	1,117	131	93	559	38

Harddisk Usage LLG_PRD_TS2

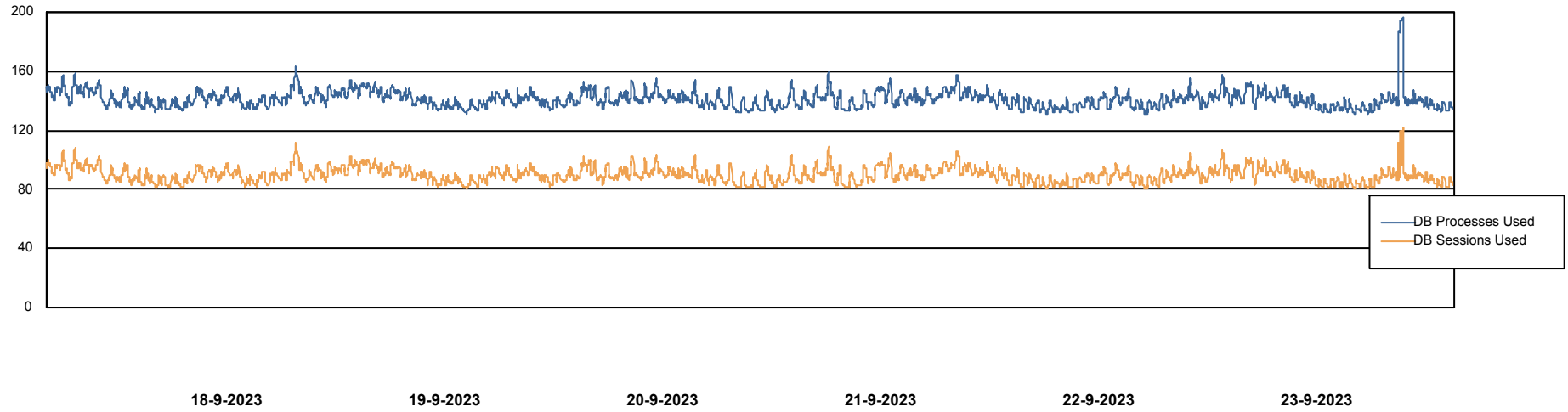
	Free disk space on C: (%)	Total disk space on C: (Gb)	Used disk space on C: (Gb)	Free disk space on D: (%)	Total disk space on D: (Gb)	Used disk space on D: (Gb)	Free disk space on E: (%)	Total disk space on E: (Gb)	Used disk space on E: (Gb)
23-9-2023	20	279	223	56	993	437	52	684	329
22-9-2023	20	279	223	56	993	437	52	684	329
21-9-2023	20	279	223	56	993	437	52	684	329
20-9-2023	20	279	223	56	993	437	52	684	329
19-9-2023	20	279	223	56	993	437	52	684	330
18-9-2023	20	279	223	56	993	437	43	684	389
17-9-2023	20	279	223	56	993	437	53	684	320

Weekly SLA Customer Report

Customer LLG_Production
Database ID 53



Database Performance LLGDB_Production

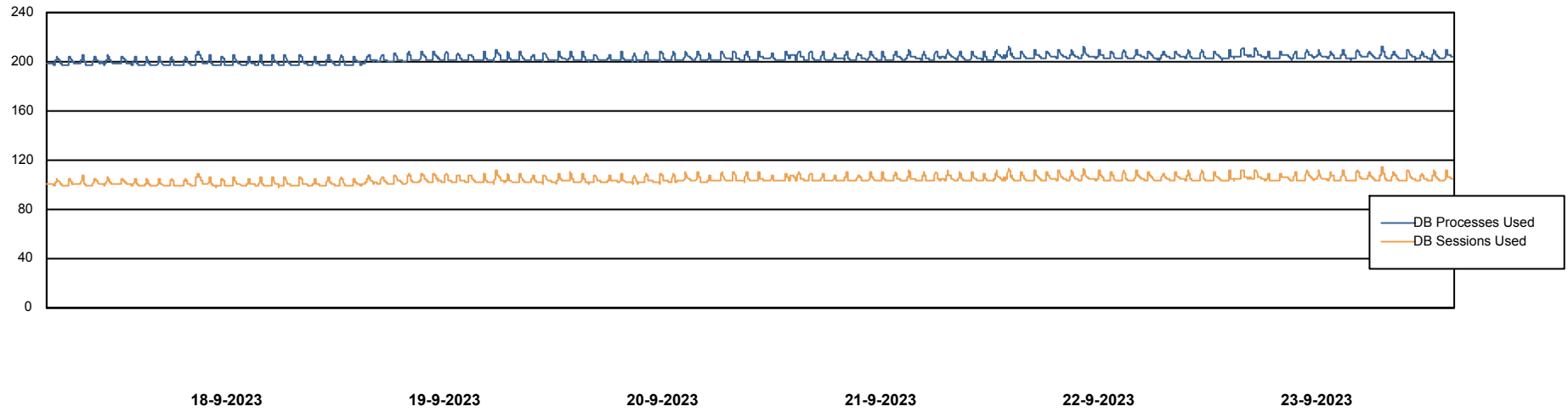


Weekly SLA Customer Report

Customer LLG_Production
Database ID 53



Database Performance LLGDB_Standby_TS2

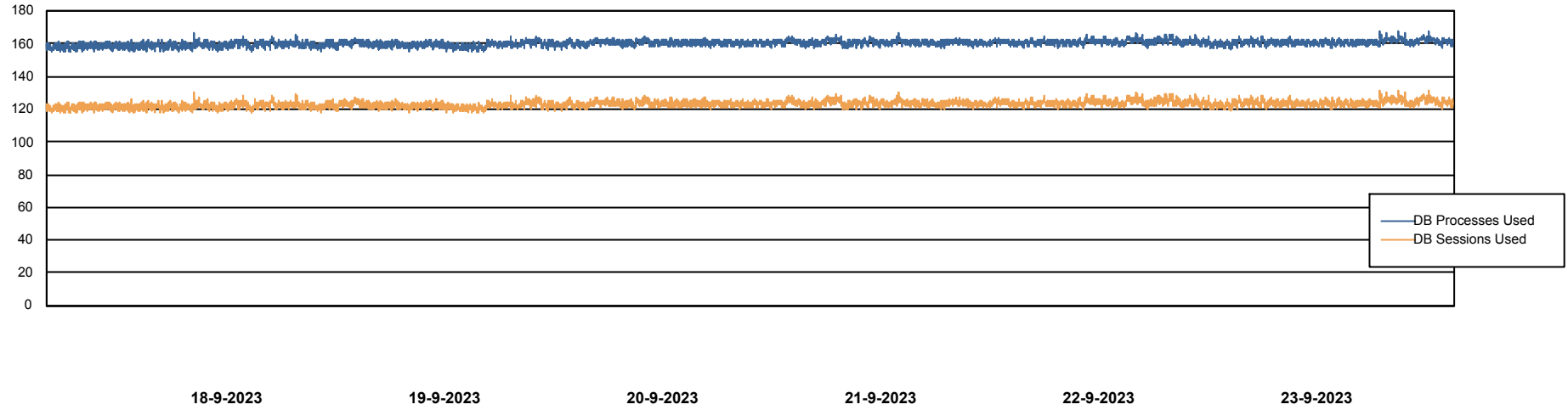


Weekly SLA Customer Report

Customer LLG_Production
Database ID 53



Database Performance LLDDBBI_Production



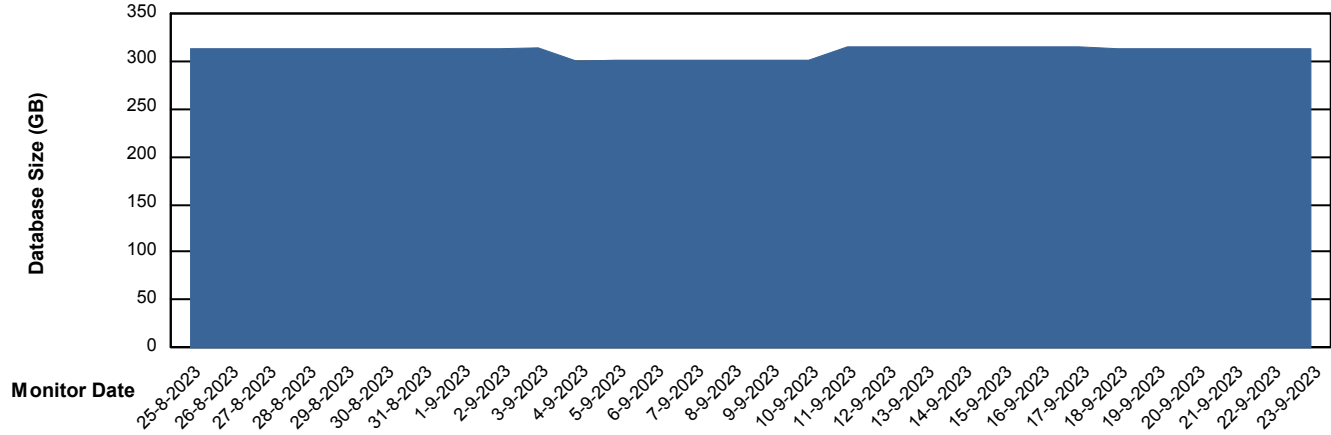
Weekly SLA Customer Report

Customer LLG_Production
Database ID 53



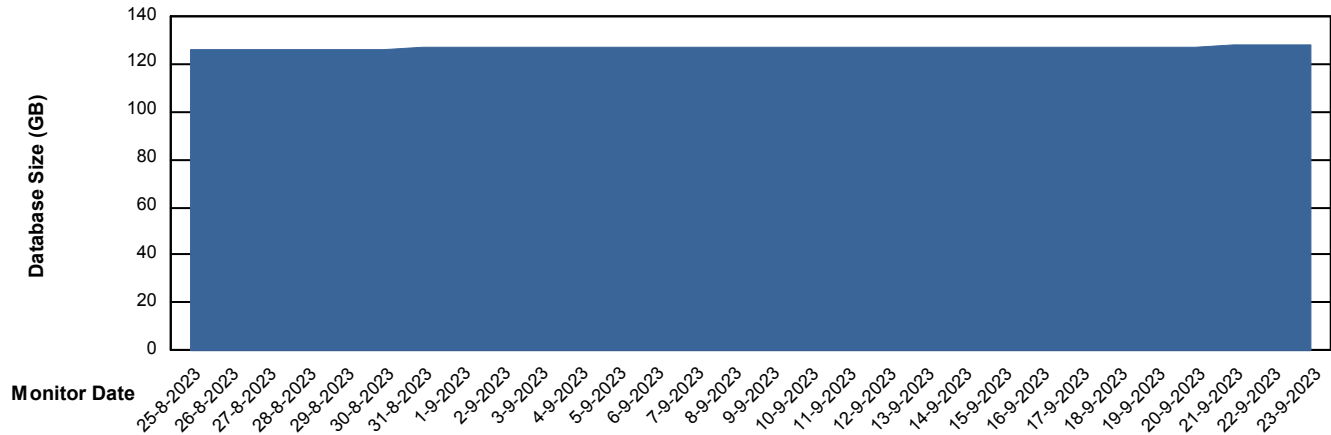
DATABASE SIZE LLGDB_Production

Database growth over last month



DATABASE SIZE LLGDBBI_Production

Database growth over last month



Weekly SLA Customer Report

Customer LLG_Production
Database ID 53



Database Tablespace LLGDB_Production

Date	Tablespace Name	Filesize (Gb)	Usedsize (Gb)	Percentage free
23-9-2023	ABSDATA	178	124	30
	INDX	216	179	17
22-9-2023	ABSDATA	178	124	30
	INDX	216	179	17
21-9-2023	ABSDATA	178	124	30
	INDX	216	179	17
20-9-2023	ABSDATA	178	124	30
	INDX	216	179	17
19-9-2023	ABSDATA	178	124	30
	INDX	216	179	17
18-9-2023	ABSDATA	178	124	30
	INDX	216	179	17
17-9-2023	ABSDATA	178	125	30
	INDX	216	180	16

Weekly SLA Customer Report

Customer LLG_Production
 Database ID 53



Database Tablespace LLGDBBI_Production

Date	Tablespace Name	Filesize (Gb)	Usedsize (Gb)	Percentage free
23-9-2023	ABSDATA	100	56	44
	INDX	120	64	47
22-9-2023	ABSDATA	100	56	44
	INDX	120	64	47
21-9-2023	ABSDATA	100	56	44
	INDX	120	64	47
20-9-2023	ABSDATA	100	56	44
	INDX	120	64	47
19-9-2023	ABSDATA	100	56	44
	INDX	120	64	47
18-9-2023	ABSDATA	100	56	44
	INDX	120	64	47
17-9-2023	ABSDATA	100	56	44
	INDX	120	64	47

BI Status and last ETL error for LLGDBBI_Production

	ma 18/9/2023	di 19/9/2023	wo 20/9/2023	do 21/9/2023	vr 22/9/2023	za 23/9/2023
ABS DataWarehouse ETL Health	OK	OK	OK	OK	OK	OK
ABS DWHStaging ETL Health	OK	OK	OK	OK	OK	OK

Weekly SLA Customer Report

Customer LLG_Production
Database ID 53



BI last ETL error for	LLGDBBI_Production
zo, 17-09-2023	None
za, 23-09-2023	None
zo, 17-09-2023	None
wo, 20-09-2023	None
vr, 22-09-2023	None
wo, 20-09-2023	None
za, 23-09-2023	None
ma, 18-09-2023	None
ma, 18-09-2023	None
di, 19-09-2023	None
vr, 22-09-2023	None
di, 19-09-2023	None
do, 21-09-2023	None
do, 21-09-2023	None

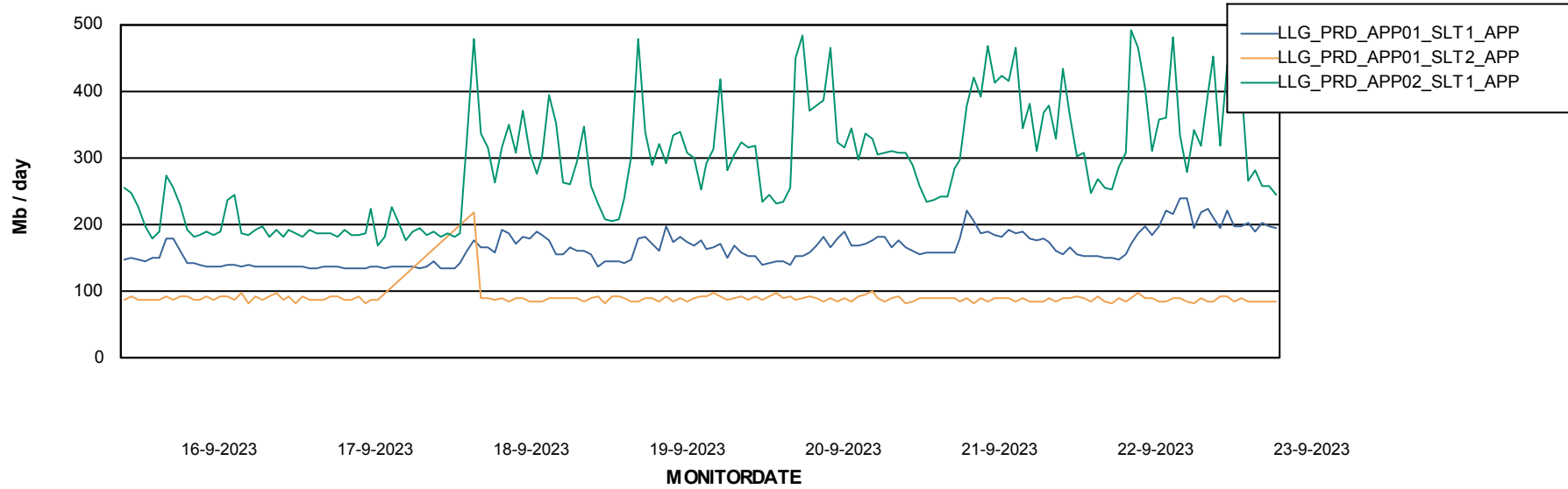
Weekly SLA Customer Report

Customer LLG_Production
Database ID 53



ABSolute Application Server Services

Avg memory used per ABS Server Service



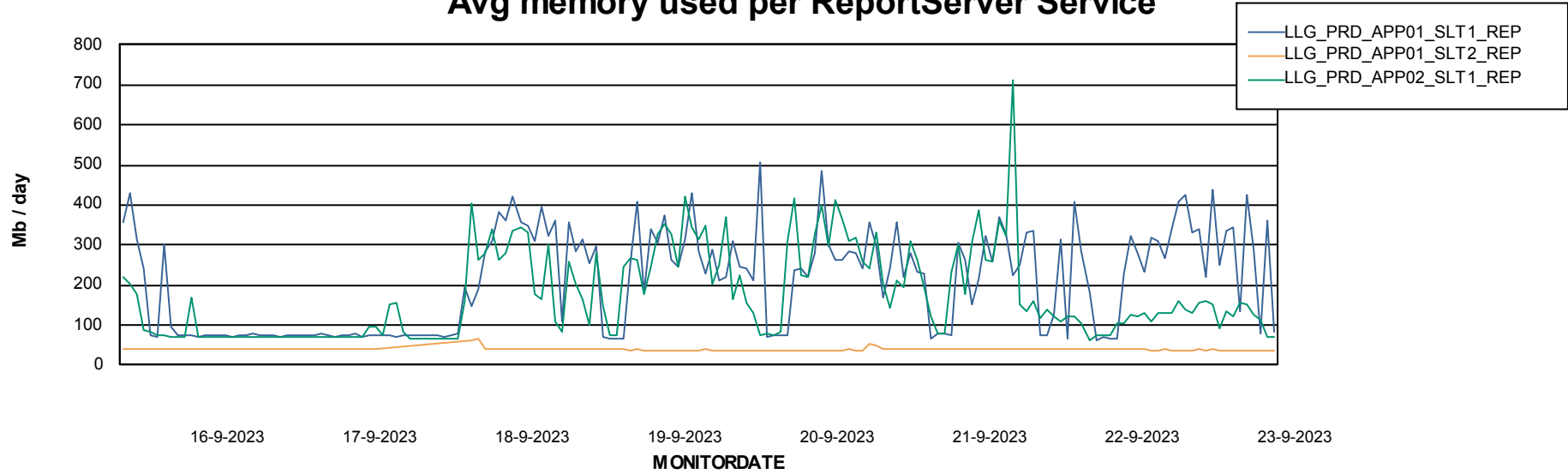
Weekly SLA Customer Report

Customer LLG_Production
Database ID 53

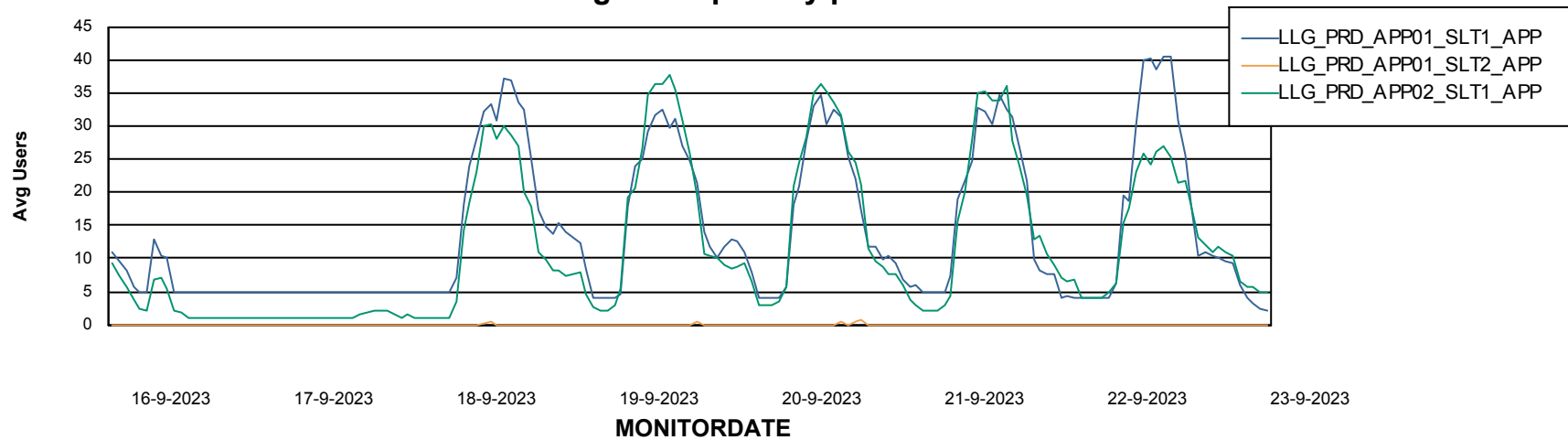


ABSSolute Application Server Services

Avg memory used per ReportServer Service



Avg users per day per ABS server



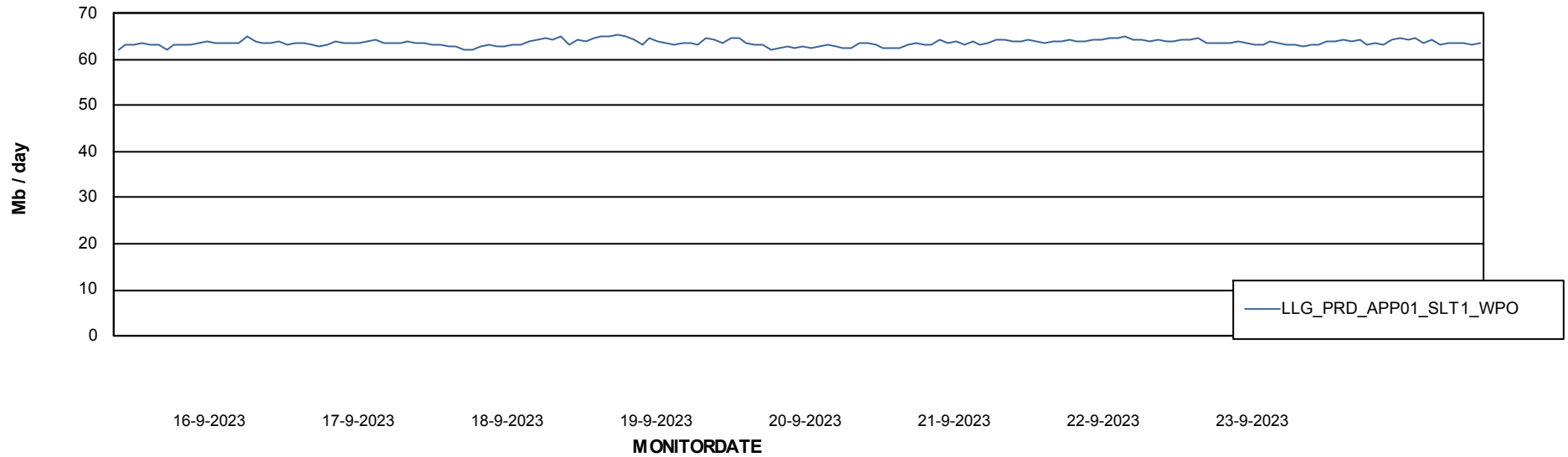
Weekly SLA Customer Report

Customer LLG_Production
Database ID 53



ABSSolute Application Server Services

Avg memory used per ABS Web component



Weekly SLA Customer Report

Customer LLG_Production
Database ID 53



Disaster per ABS component

