

Weekly SLA Customer Report

Customer DFD_Production
Database ID 39



Harddisk Usage DFD_PRD_ABSAPP1

	Free disk space on C: (%)	Total disk space on C: (Gb)	Used disk space on C: (Gb)
23-9-2023	26	90	67
22-9-2023	26	90	67
21-9-2023	26	90	67
20-9-2023	26	90	67
19-9-2023	26	90	67
18-9-2023	26	90	67
17-9-2023	26	90	67

Harddisk Usage DFD_PRD_ABSAPP2

	Free disk space on C: (%)	Total disk space on C: (Gb)	Used disk space on C: (Gb)
23-9-2023	35	100	65
22-9-2023	35	100	65
21-9-2023	35	100	64
20-9-2023	35	100	64
19-9-2023	36	100	64
18-9-2023	36	100	64
17-9-2023	36	100	64

Weekly SLA Customer Report

Customer DFD_Production
 Database ID 39



Harddisk Usage DFD_PRD_ABSAPP3

	Free disk space on C: (%)	Total disk space on C: (Gb)	Used disk space on C: (Gb)
23-9-2023	36	100	64
22-9-2023	36	100	64
21-9-2023	36	100	64
20-9-2023	36	100	64
19-9-2023	36	100	64
18-9-2023	36	100	64
17-9-2023	36	100	64

Harddisk Usage DFD_PRD_BI1

	Free disk space on C: (%)	Total disk space on C: (Gb)	Used disk space on C: (Gb)	Free disk space on E: (%)	Total disk space on E: (Gb)	Used disk space on E: (Gb)
23-9-2023	76	150	36	28	250	181
22-9-2023	76	150	36	28	250	179
21-9-2023	76	150	36	28	250	179
20-9-2023	76	150	36	28	250	179
19-9-2023	75	150	37	28	250	179
18-9-2023	75	150	37	28	250	179
17-9-2023	76	150	36	28	250	179

Weekly SLA Customer Report

Customer DFD_Production
Database ID 39



Harddisk Usage DFD_PRD_ORACLE1

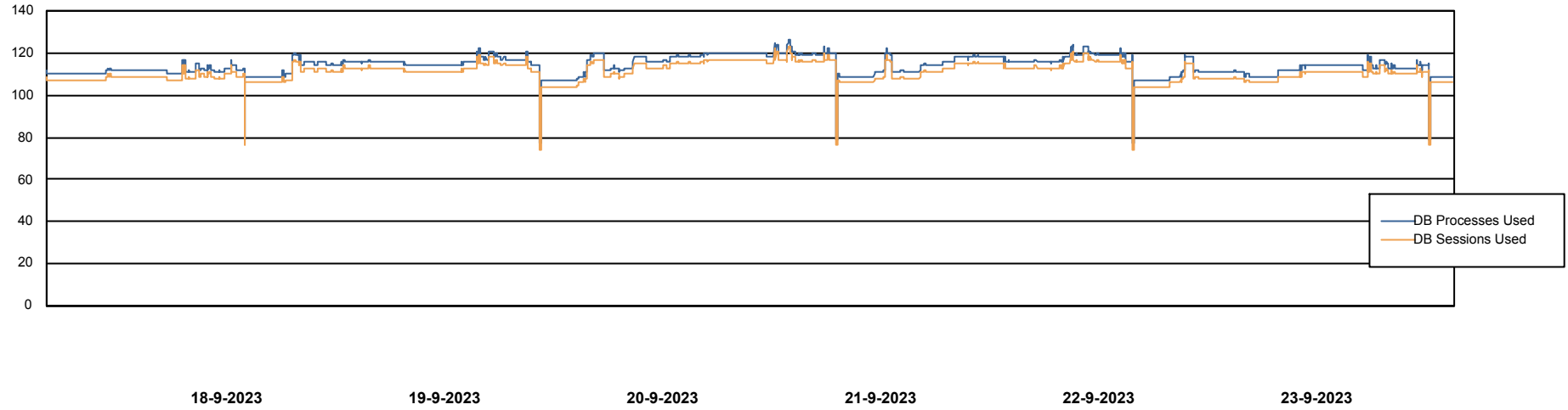
	Free disk space on C: (%)	Total disk space on C: (Gb)	Used disk space on C: (Gb)	Free disk space on D: (%)	Total disk space on D: (Gb)	Used disk space on D: (Gb)	Free disk space on E: (%)	Total disk space on E: (Gb)	Used disk space on E: (Gb)	Free disk space on F: (%)
23-9-2023	26	78	58	75	479	121	74	650	167	59
22-9-2023	26	78	58	75	479	121	76	650	154	59
21-9-2023	26	78	58	75	479	121	76	650	155	59
20-9-2023	26	78	58	75	479	121	76	650	154	59
19-9-2023	26	78	58	75	479	121	76	650	154	59
18-9-2023	26	78	58	75	479	121	76	650	154	59
17-9-2023	26	78	58	75	479	121	76	650	154	59

Weekly SLA Customer Report

Customer DFD_Production
Database ID 39



Database Performance DFDDB_Production

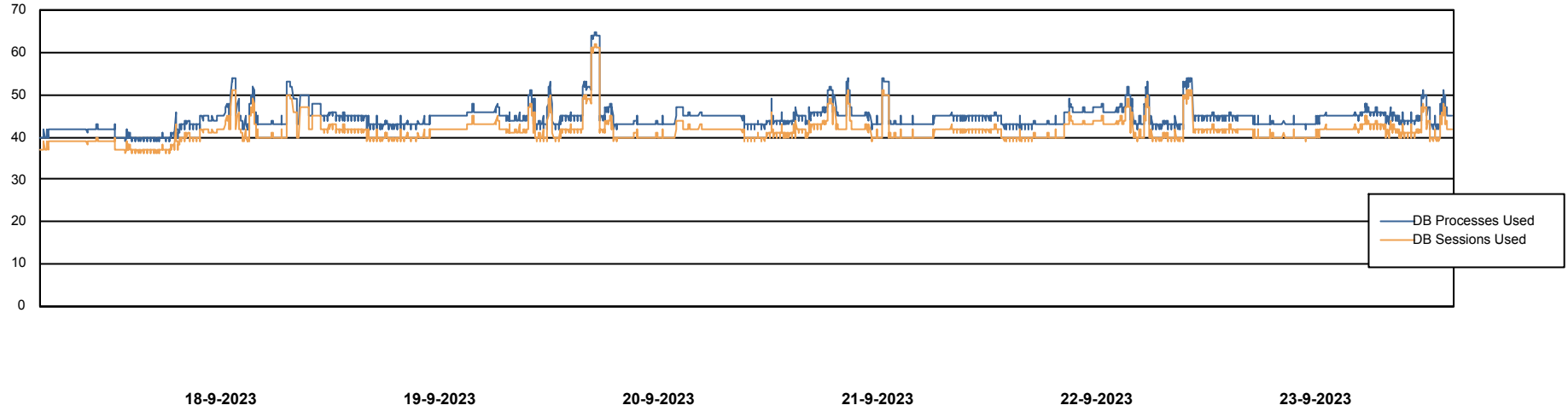


Weekly SLA Customer Report

Customer DFD_Production
Database ID 39



Database Performance DFDDDBBI_Production



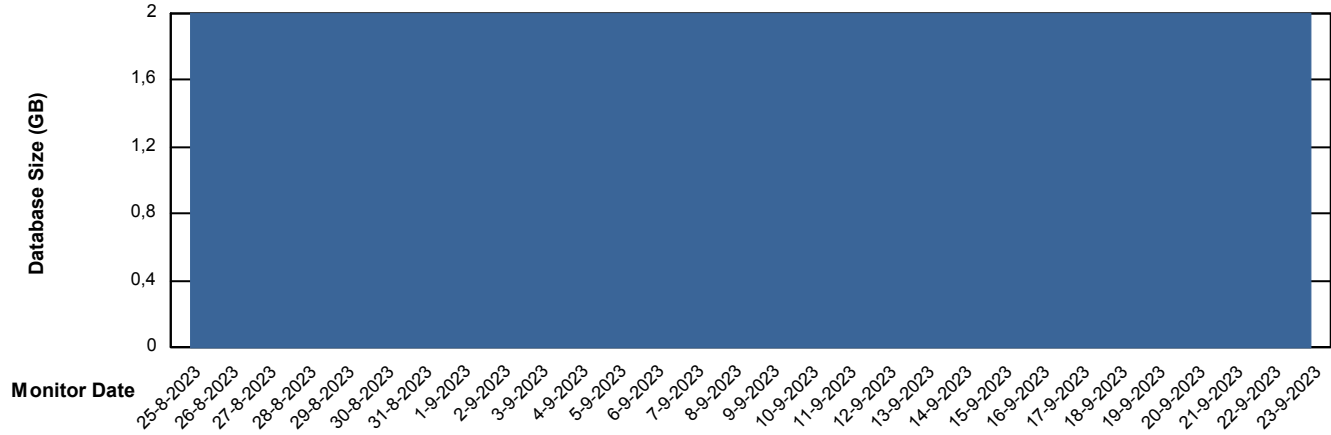
Weekly SLA Customer Report

Customer DFD_Production
Database ID 39



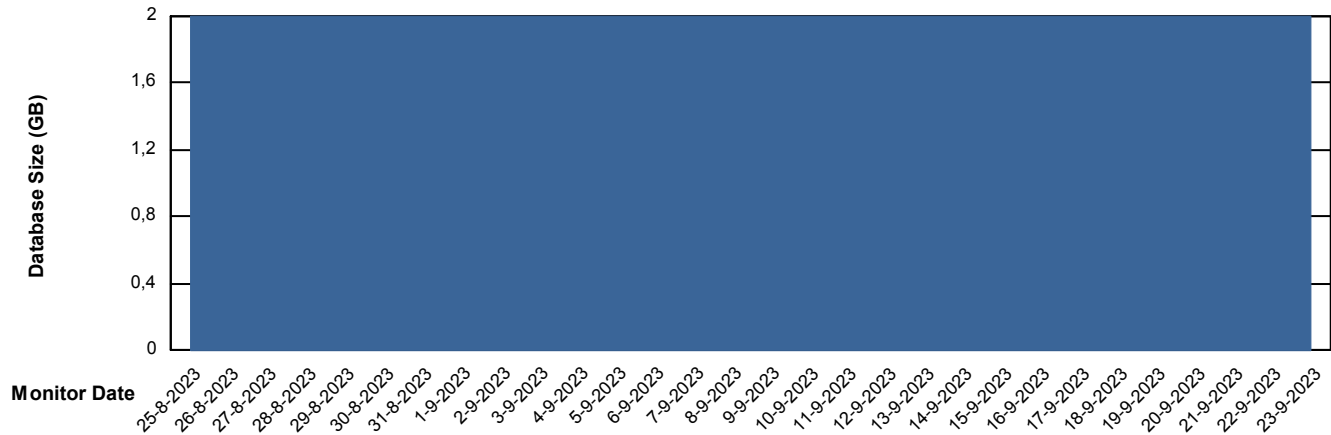
DATABASE SIZE DFDDDB_Production

Database growth over last month



DATABASE SIZE DFDDDBI_Production

Database growth over last month



Weekly SLA Customer Report

Customer DFD_Production
Database ID 39



Database Tablespace DFDDDB_Production

Date	Tablespace Name	Filesize (Gb)	Usedsize (Gb)	Percentage free
23-9-2023	ABSDATA	100	0	100
	INDX	199	0	100
22-9-2023	ABSDATA	100	0	100
	INDX	199	0	100
21-9-2023	ABSDATA	100	0	100
	INDX	199	0	100
20-9-2023	ABSDATA	100	0	100
	INDX	199	0	100
19-9-2023	ABSDATA	100	0	100
	INDX	199	0	100
18-9-2023	ABSDATA	100	0	100
	INDX	199	0	100
17-9-2023	ABSDATA	100	0	100
	INDX	199	0	100

Weekly SLA Customer Report

Customer DFD_Production
Database ID 39



Database Tablespace DFDDDBI_Production

Date	Tablespace Name	Filesize (Gb)	Usedsize (Gb)	Percentage free
23-9-2023	ABSDATA	57	0	100
	INDX	52	0	100
22-9-2023	ABSDATA	57	0	100
	INDX	52	0	100
21-9-2023	ABSDATA	57	0	100
	INDX	52	0	100
20-9-2023	ABSDATA	57	0	100
	INDX	52	0	100
19-9-2023	ABSDATA	57	0	100
	INDX	52	0	100
18-9-2023	ABSDATA	57	0	100
	INDX	52	0	100
17-9-2023	ABSDATA	57	0	100
	INDX	52	0	100

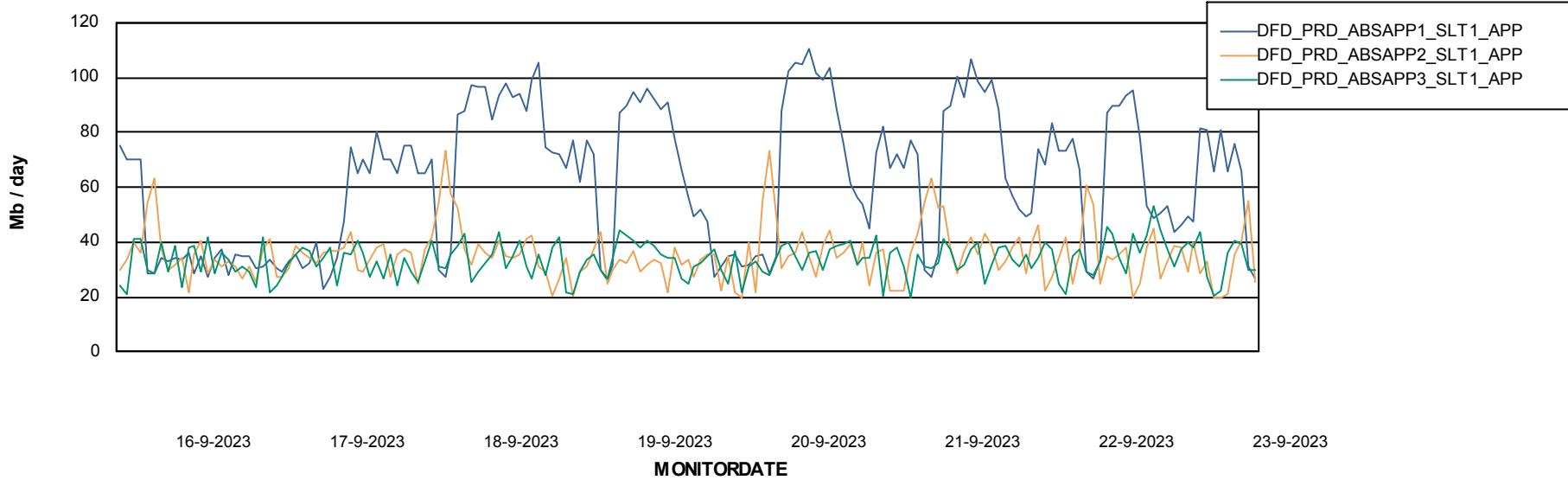
Weekly SLA Customer Report

Customer DFD_Production
Database ID 39

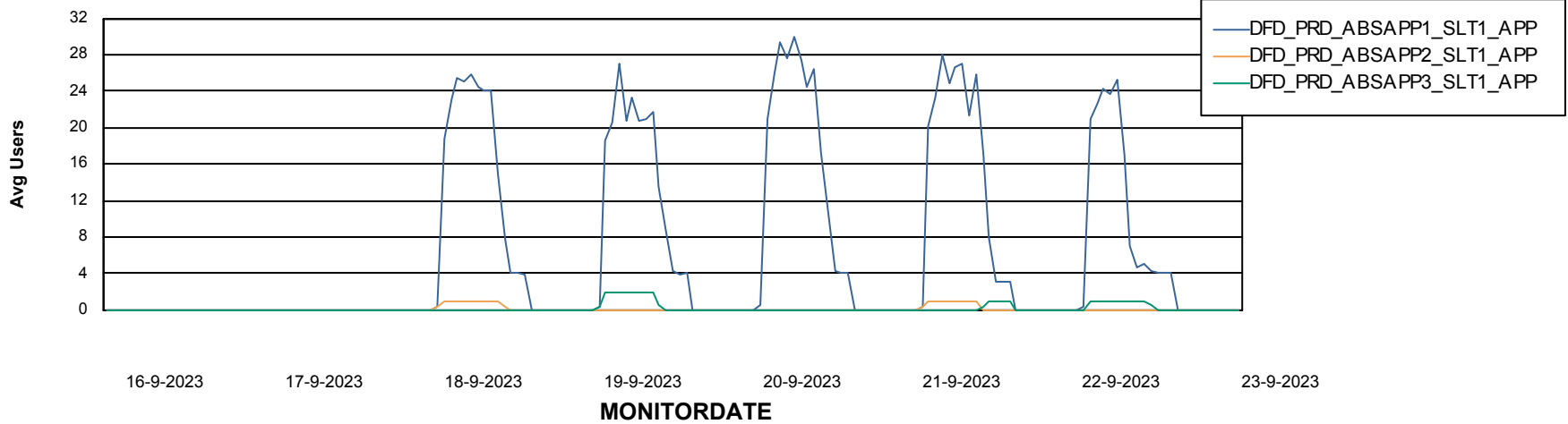


ABSSolute Application Server Services

Avg memory used per ABS Server Service



Avg users per day per ABS server



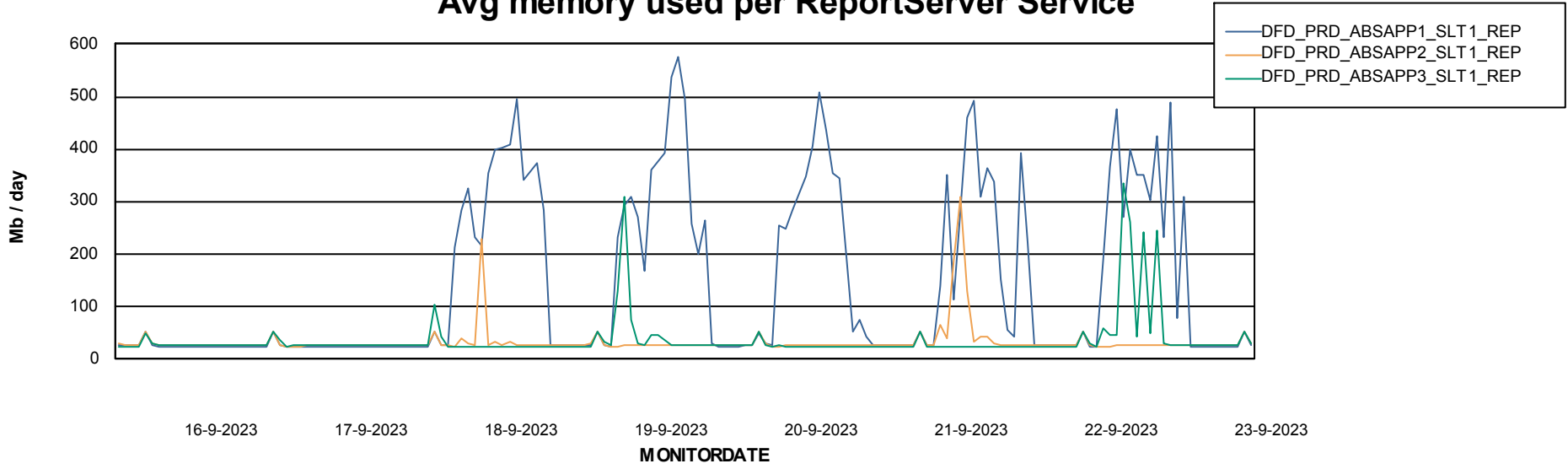
Weekly SLA Customer Report

Customer DFD_Production
Database ID 39



ABSSolute Application ReportServer Services

Avg memory used per ReportServer Service



Disaster per ABS component

