

Weekly SLA Customer Report

Customer CIW Production
Database ID 45



Harddisk Usage CIW_PRD_ORACLE1

	Free disk space on C: (%)	Total disk space on C: (Gb)	Used disk space on C: (Gb)	Free disk space on D: (%)	Total disk space on D: (Gb)	Used disk space on D: (Gb)	Free disk space on E: (%)	Total disk space on E: (Gb)	Used disk space on E: (Gb)
23-9-2023	90	700	71	73	700	192	100	831	1
22-9-2023	90	700	71	72	700	197	100	831	1
21-9-2023	90	700	71	72	700	196	100	831	1
20-9-2023	90	700	71	72	700	194	100	831	1
19-9-2023	90	700	71	72	700	194	100	831	1
18-9-2023	90	700	71	73	700	192	100	831	1
17-9-2023	90	700	71	73	700	191	100	831	1

Harddisk Usage CIW_PRD_ORACLE2

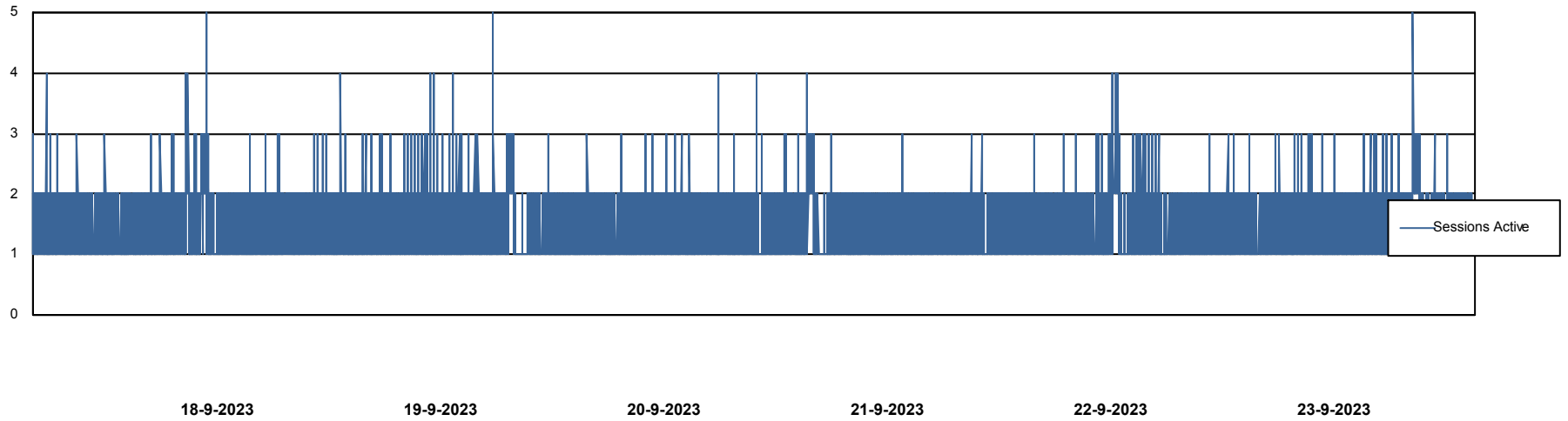
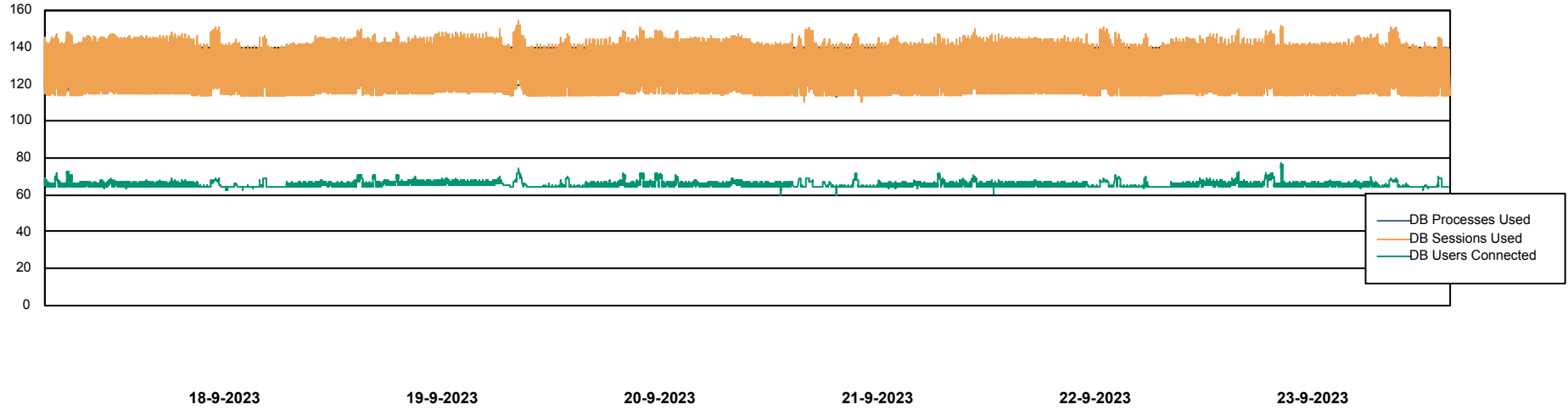
	Free disk space on C: (%)	Total disk space on C: (Gb)	Used disk space on C: (Gb)	Free disk space on D: (%)	Total disk space on D: (Gb)	Used disk space on D: (Gb)	Free disk space on E: (%)	Total disk space on E: (Gb)	Used disk space on E: (Gb)
23-9-2023	87	701	89	65	700	242	98	830	17
22-9-2023	87	701	89	64	700	251	98	830	17
21-9-2023	87	701	89	64	700	250	98	830	17
20-9-2023	87	701	89	65	700	248	98	830	17
19-9-2023	87	701	89	65	700	247	98	830	17
18-9-2023	87	701	89	65	700	245	98	830	17
17-9-2023	87	701	89	65	700	244	98	830	17

Weekly SLA Customer Report

Customer CIW Production
Database ID 45



Database Performance CIWDB_Production



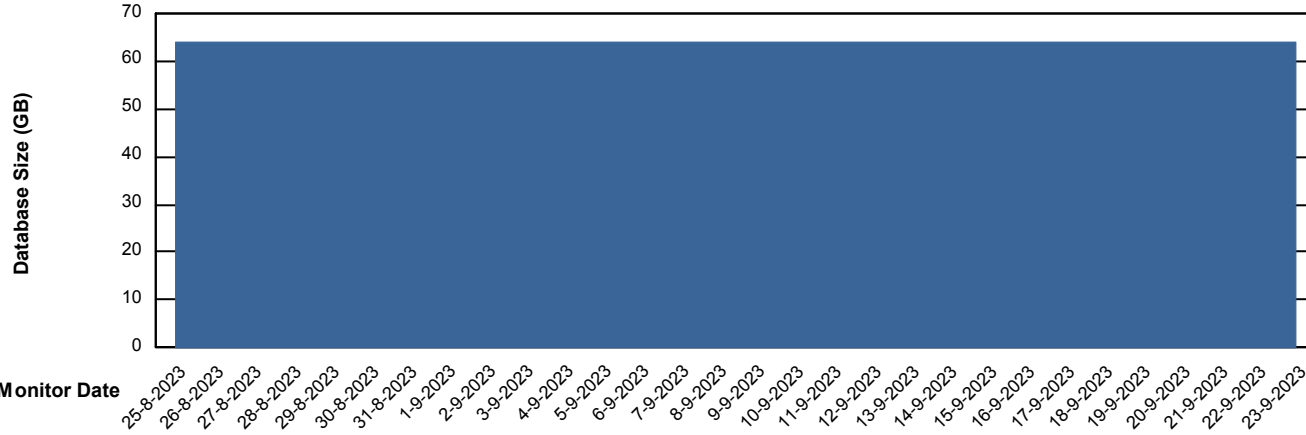
Weekly SLA Customer Report

Customer CIW Production
 Database ID 45



DATABASE SIZE CIWDB_Production

Database growth over last month



Database Tablespace CIWDB_Production

Date	Tablespace Name	Filesize (Gb)	Usedsize (Gb)	Percentage free
23-9-2023	ABSDATA	60	50	17
	INDX	12	7	39
22-9-2023	ABSDATA	60	50	17
	INDX	12	7	39
21-9-2023	ABSDATA	60	50	17
	INDX	12	7	39
20-9-2023	ABSDATA	60	50	17
	INDX	12	7	39
19-9-2023	ABSDATA	60	50	17
	INDX	12	7	39
18-9-2023	ABSDATA	60	50	17
	INDX	12	7	39
17-9-2023	ABSDATA	60	50	17
	INDX	12	7	39