

Weekly SLA Customer Report

Customer DFD_Production
 Database ID 39



Harddisk Usage DFD_PRD_ABSAPP1

	Free disk space on C: (%)	Total disk space on C: (Gb)	Used disk space on C: (Gb)
16-9-2023	26	90	67
15-9-2023	26	90	67
14-9-2023	26	90	67
13-9-2023	26	90	67
12-9-2023	26	90	66
11-9-2023	26	90	66
10-9-2023	26	90	66

Harddisk Usage DFD_PRD_ABSAPP2

	Free disk space on C: (%)	Total disk space on C: (Gb)	Used disk space on C: (Gb)
16-9-2023	36	100	64
15-9-2023	36	100	64
14-9-2023	36	100	64
13-9-2023	36	100	64
12-9-2023	36	100	64
11-9-2023	36	100	64
10-9-2023	36	100	64

Weekly SLA Customer Report

Customer DFD_Production
Database ID 39



Harddisk Usage DFD_PRD_ABSAPP3

	Free disk space on C: (%)	Total disk space on C: (Gb)	Used disk space on C: (Gb)
16-9-2023	36	100	64
15-9-2023	36	100	64
14-9-2023	36	100	63
13-9-2023	36	100	63
12-9-2023	37	100	63
11-9-2023	37	100	63
10-9-2023	37	100	63

Harddisk Usage DFD_PRD_BI1

	Free disk space on C: (%)	Total disk space on C: (Gb)	Used disk space on C: (Gb)	Free disk space on E: (%)	Total disk space on E: (Gb)	Used disk space on E: (Gb)
16-9-2023	76	150	36	28	250	180
15-9-2023	76	150	36	28	250	179
14-9-2023	76	150	36	28	250	179
13-9-2023	76	150	36	28	250	179
12-9-2023	76	150	36	28	250	179
11-9-2023	76	150	36	28	250	179
10-9-2023	76	150	36	28	250	179

Weekly SLA Customer Report

Customer DFD_Production
 Database ID 39



Harddisk Usage DFD_PRD_ORACLE1

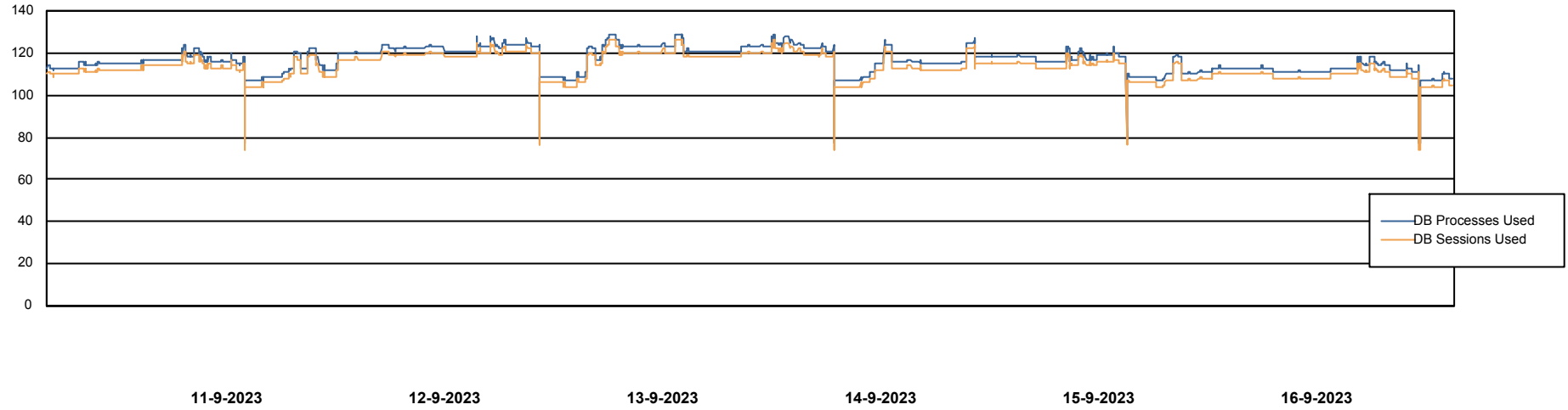
	Free disk space on C: (%)	Total disk space on C: (Gb)	Used disk space on C: (Gb)	Free disk space on D: (%)	Total disk space on D: (Gb)	Used disk space on D: (Gb)	Free disk space on E: (%)	Total disk space on E: (Gb)	Used disk space on E: (Gb)	Free disk space on F: (%)
16-9-2023	26	78	58	75	479	121	75	650	164	59
15-9-2023	26	78	58	75	479	121	76	650	154	59
14-9-2023	26	78	58	75	479	121	76	650	154	59
13-9-2023	26	78	58	75	479	121	76	650	154	59
12-9-2023	26	78	58	75	479	121	76	650	154	59
11-9-2023	26	78	58	75	479	121	76	650	154	59
10-9-2023	26	78	58	75	479	121	76	650	154	59

Weekly SLA Customer Report

Customer DFD_Production
Database ID 39



Database Performance DFDDB_Production

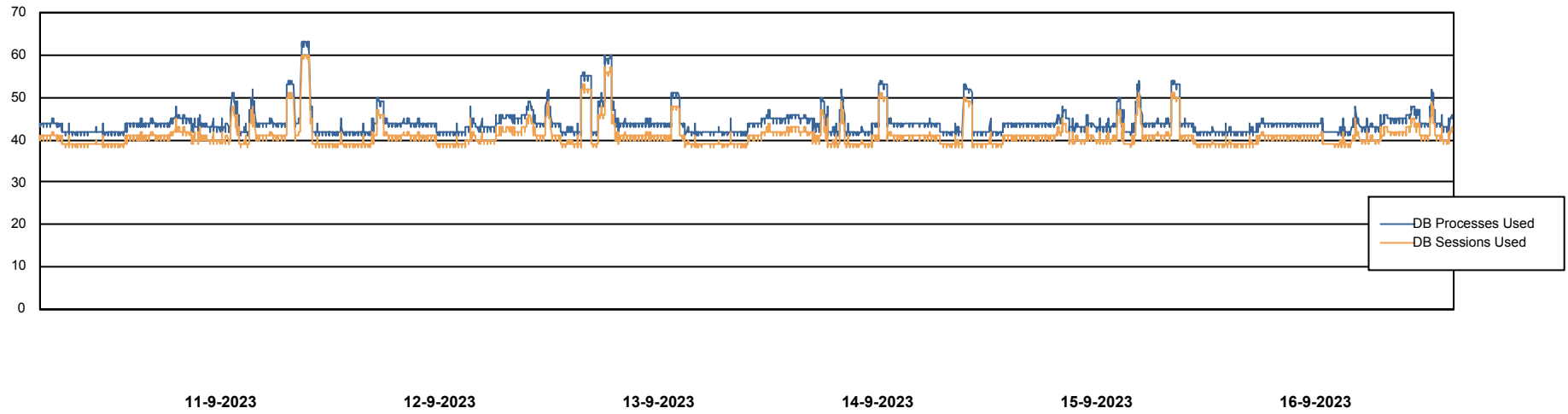


Weekly SLA Customer Report

Customer DFD_Production
Database ID 39



Database Performance DFDDDBBI_Production



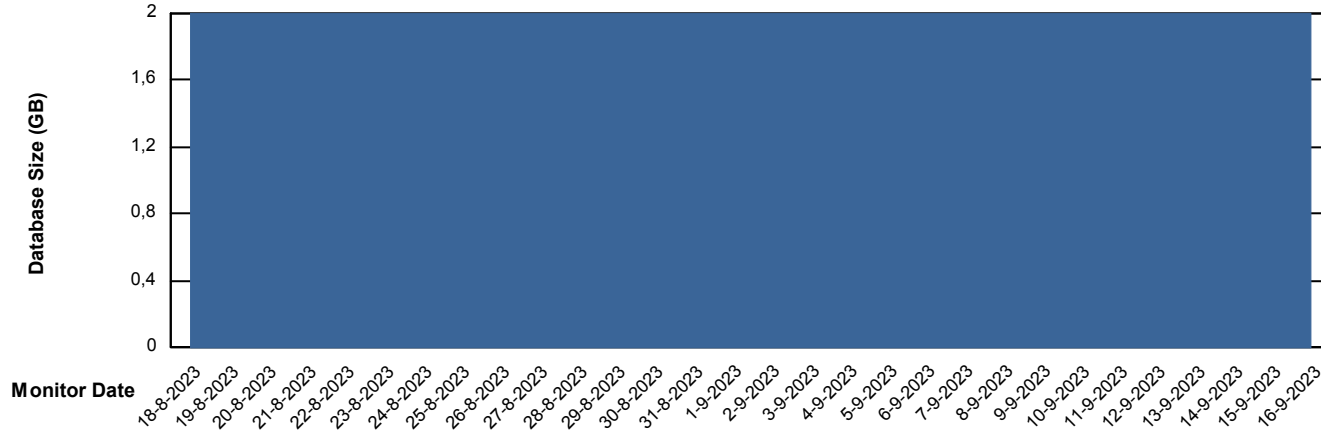
Weekly SLA Customer Report

Customer DFD_Production
Database ID 39



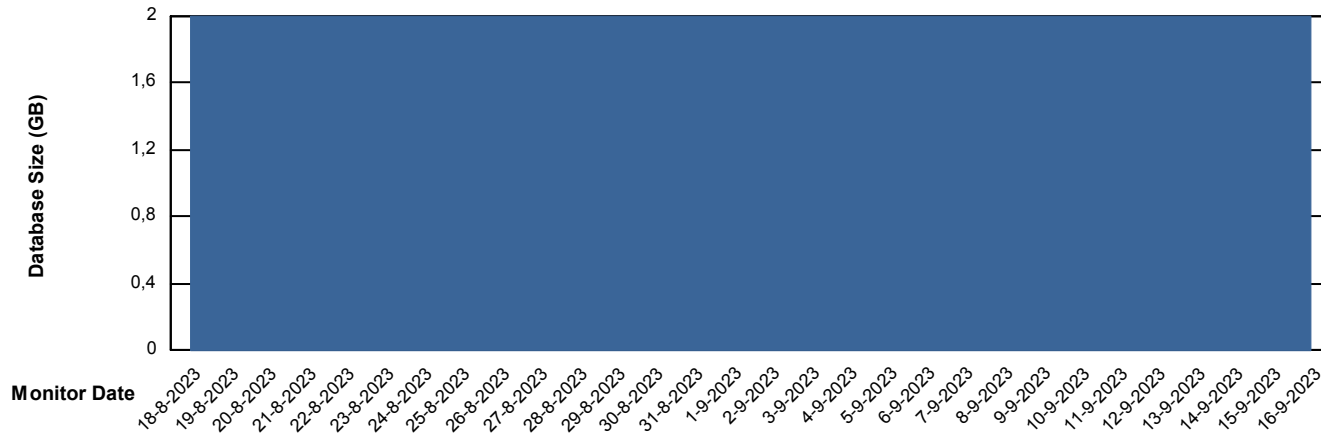
DATABASE SIZE DFDDDB_Production

Database growth over last month



DATABASE SIZE DFDDDBI_Production

Database growth over last month



Weekly SLA Customer Report

Customer DFD_Production
Database ID 39



Database Tablespace DFDDDB_Production

Date	Tablespace Name	Filesize (Gb)	Usedsize (Gb)	Percentage free
16-9-2023	ABSDATA	100	0	100
	INDX	199	0	100
15-9-2023	ABSDATA	100	0	100
	INDX	199	0	100
14-9-2023	ABSDATA	100	0	100
	INDX	199	0	100
13-9-2023	ABSDATA	100	0	100
	INDX	199	0	100
12-9-2023	ABSDATA	100	0	100
	INDX	199	0	100
11-9-2023	ABSDATA	100	0	100
	INDX	199	0	100
10-9-2023	ABSDATA	100	0	100
	INDX	199	0	100

Weekly SLA Customer Report

Customer DFD_Production
Database ID 39



Database Tablespace DFDDDBI_Production

Date	Tablespace Name	Filesize (Gb)	Usedsize (Gb)	Percentage free
16-9-2023	ABSDATA	57	0	100
	INDX	52	0	100
15-9-2023	ABSDATA	57	0	100
	INDX	52	0	100
14-9-2023	ABSDATA	57	0	100
	INDX	52	0	100
13-9-2023	ABSDATA	57	0	100
	INDX	52	0	100
12-9-2023	ABSDATA	57	0	100
	INDX	52	0	100
11-9-2023	ABSDATA	57	0	100
	INDX	52	0	100
10-9-2023	ABSDATA	57	0	100
	INDX	52	0	100

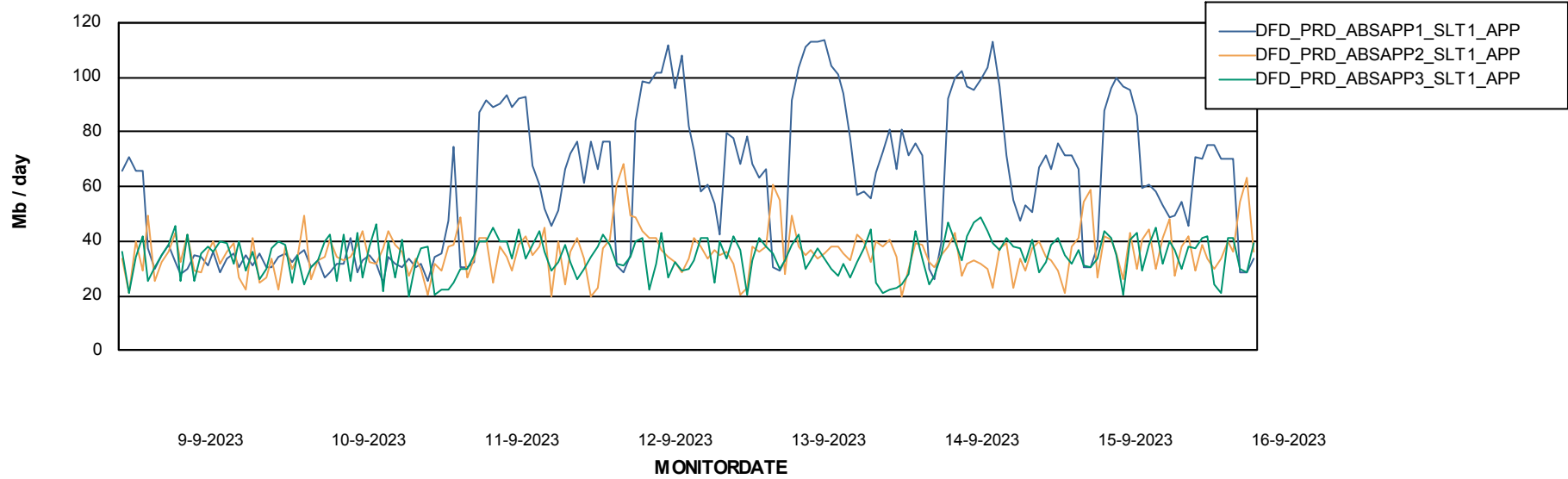
Weekly SLA Customer Report

Customer DFD_Production
Database ID 39

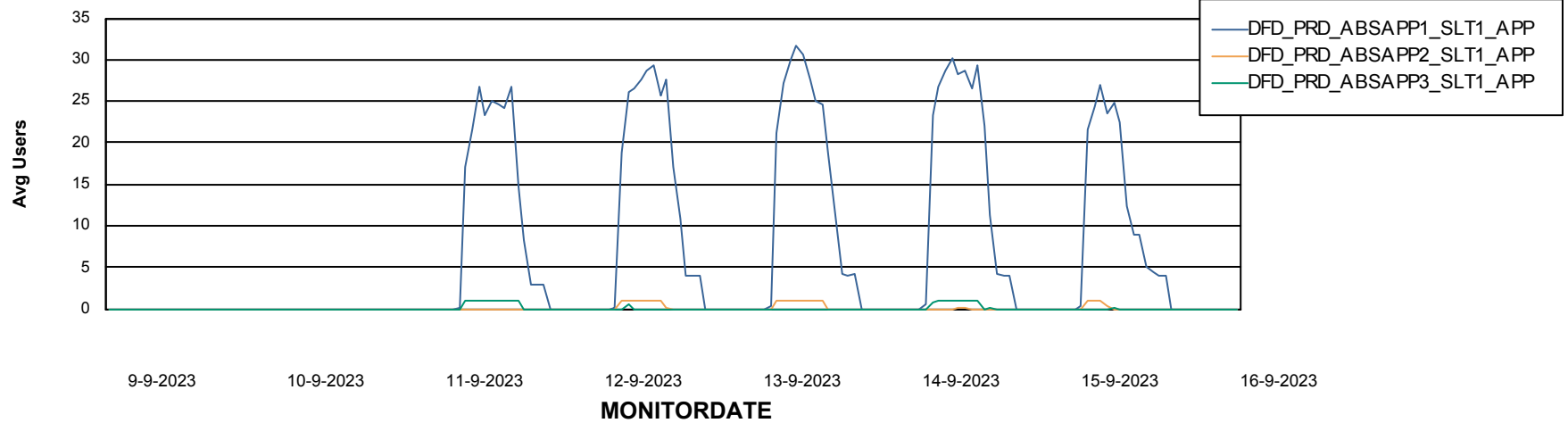


ABSolute Application Server Services

Avg memory used per ABS Server Service



Avg users per day per ABS server



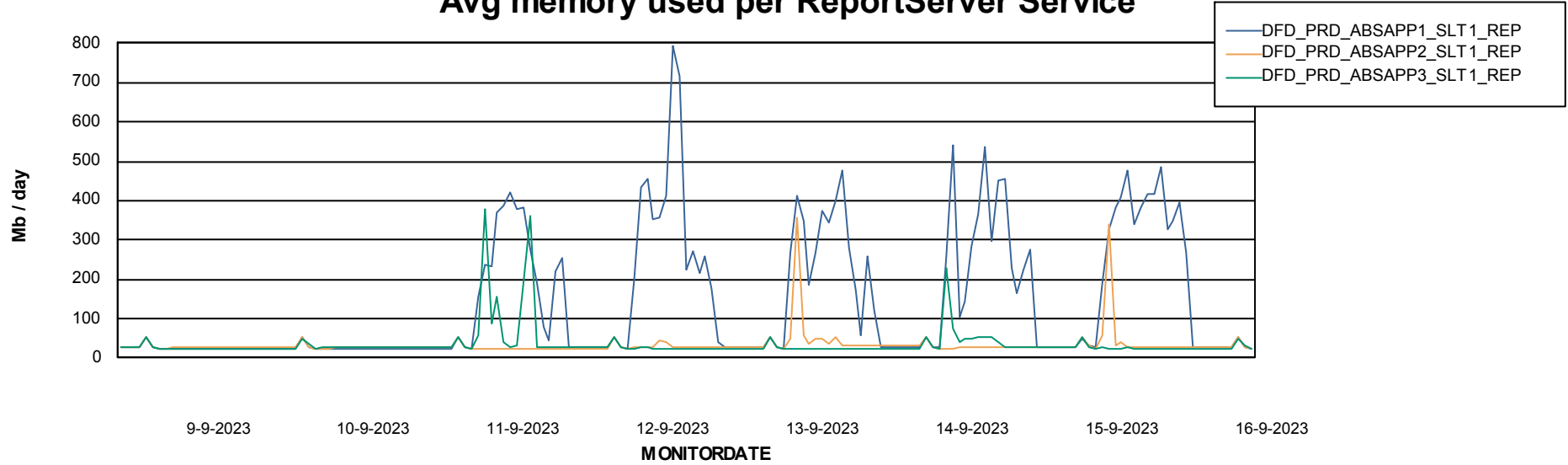
Weekly SLA Customer Report

Customer DFD_Production
Database ID 39



ABSSolute Application ReportServer Services

Avg memory used per ReportServer Service



Disaster per ABS component

