

Weekly SLA Customer Report

Customer CIW Production
 Database ID 45



Harddisk Usage CIW_PRD_ORACLE1

	Free disk space on C: (%)	Total disk space on C: (Gb)	Used disk space on C: (Gb)	Free disk space on D: (%)	Total disk space on D: (Gb)	Used disk space on D: (Gb)	Free disk space on E: (%)	Total disk space on E: (Gb)	Used disk space on E: (Gb)
16-9-2023	90	700	71	74	700	183	100	831	1
15-9-2023	90	700	71	75	700	177	100	831	1
14-9-2023	90	700	71	75	700	176	100	831	1
13-9-2023	90	700	71	75	700	175	100	831	1
12-9-2023	90	700	70	75	700	173	100	831	1
11-9-2023	90	700	70	75	700	172	100	831	1
10-9-2023	90	700	70	76	700	170	100	831	1

Harddisk Usage CIW_PRD_ORACLE2

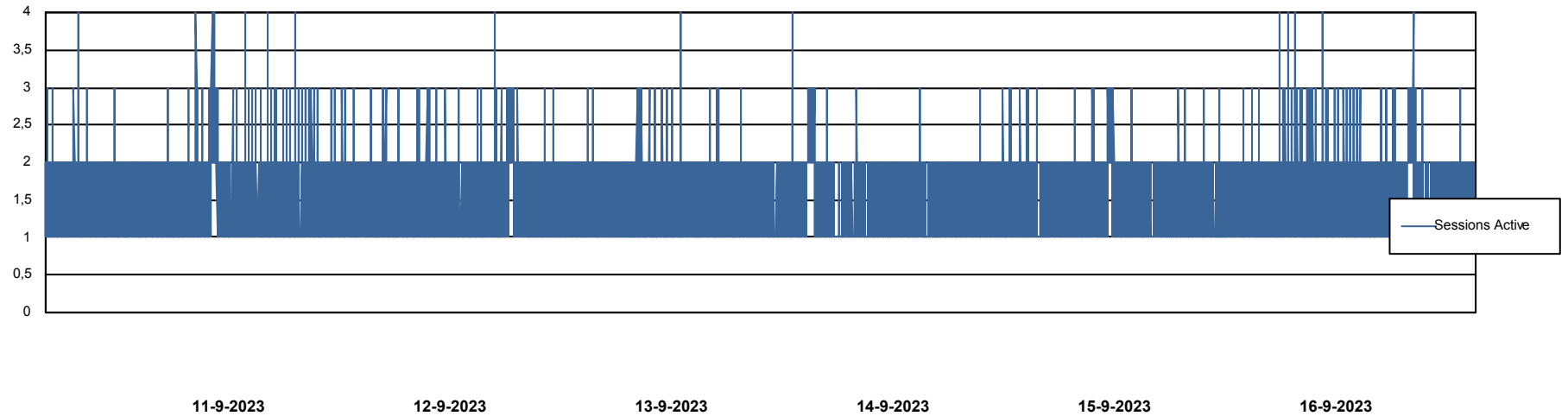
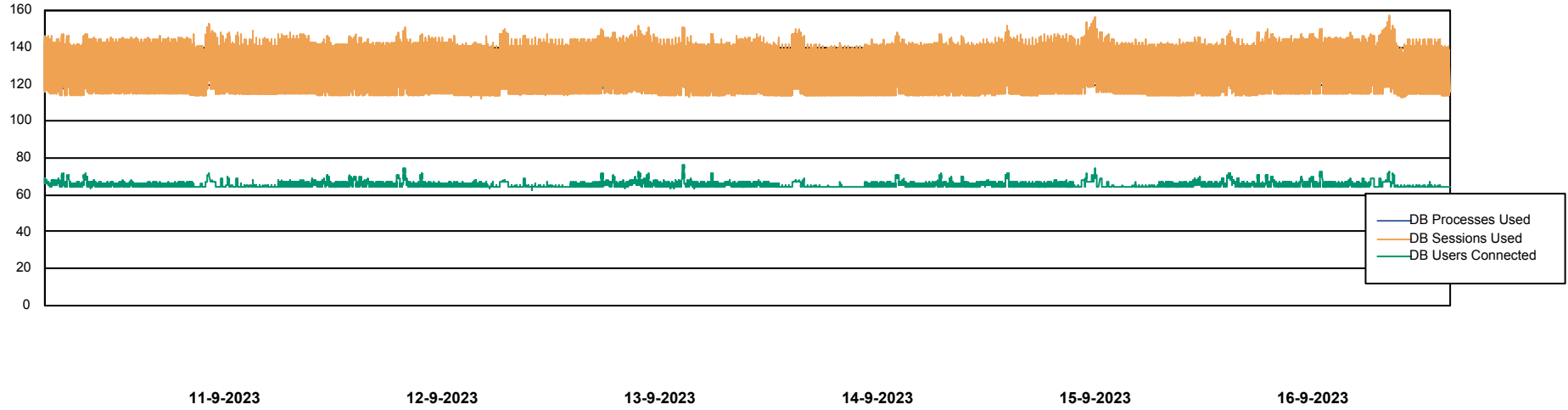
	Free disk space on C: (%)	Total disk space on C: (Gb)	Used disk space on C: (Gb)	Free disk space on D: (%)	Total disk space on D: (Gb)	Used disk space on D: (Gb)	Free disk space on E: (%)	Total disk space on E: (Gb)	Used disk space on E: (Gb)
16-9-2023	87	701	89	65	700	242	98	830	17
15-9-2023	87	701	89	64	700	251	98	830	17
14-9-2023	87	701	89	64	700	250	98	830	17
13-9-2023	87	701	89	65	700	248	98	830	17
12-9-2023	87	701	89	65	700	247	98	830	17
11-9-2023	87	701	89	65	700	245	98	830	17
10-9-2023	87	701	89	65	700	244	98	830	17

Weekly SLA Customer Report

Customer CIW Production
Database ID 45



Database Performance CIWDB_Production



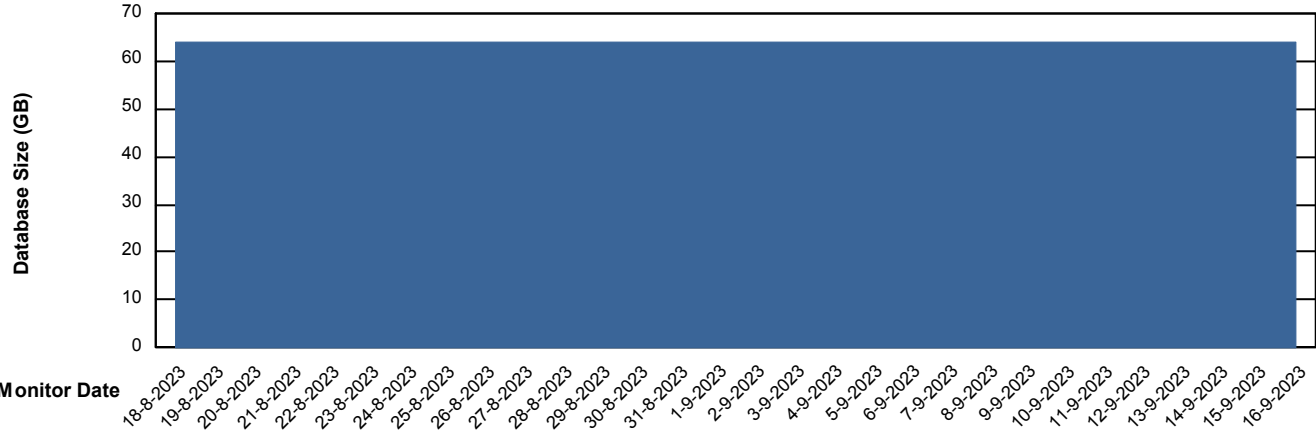
Weekly SLA Customer Report

Customer CIW Production
 Database ID 45



DATABASE SIZE CIWDB_Production

Database growth over last month



Database Tablespace CIWDB_Production

Date	Tablespace Name	Filesize (Gb)	Usedsize (Gb)	Percentage free
16-9-2023	ABSDATA	60	50	17
	INDX	12	7	40
15-9-2023	ABSDATA	60	50	17
	INDX	12	7	40
14-9-2023	ABSDATA	60	50	17
	INDX	12	7	40
13-9-2023	ABSDATA	60	50	17
	INDX	12	7	40
12-9-2023	ABSDATA	60	50	17
	INDX	12	7	40
11-9-2023	ABSDATA	60	50	17
	INDX	12	7	40
10-9-2023	ABSDATA	60	50	17
	INDX	12	7	40