

# Weekly SLA Customer Report

Customer VEN\_Production  
 Database ID 35



Harddisk Usage VEN\_PRD\_VENABS06\_DB

	Free disk space on C: (%)	Total disk space on C: (Gb)	Used disk space on C: (Gb)	Free disk space on D: (%)	Total disk space on D: (Gb)	Used disk space on D: (Gb)	Free disk space on E: (%)	Total disk space on E: (Gb)	Used disk space on E: (Gb)
9-9-2023	52	102	49	17	621	515	84	400	64
8-9-2023	52	102	49	17	621	515	85	400	59
7-9-2023	52	102	49	17	621	515	85	400	61
6-9-2023	52	102	49	17	621	515	85	400	60
5-9-2023	52	102	49	17	621	515	85	400	60
4-9-2023	52	102	49	18	621	508	85	400	59
3-9-2023	52	102	49	19	621	505	86	400	57

Harddisk Usage VEN\_PRD\_VENABS07\_SB-DB

	Free disk space on C: (%)	Total disk space on C: (Gb)	Used disk space on C: (Gb)	Free disk space on D: (%)	Total disk space on D: (Gb)	Used disk space on D: (Gb)	Free disk space on E: (%)	Total disk space on E: (Gb)	Used disk space on E: (Gb)
9-9-2023	41	102	60	23	1,000	768	88	400	49
8-9-2023	41	102	60	23	1,000	768	88	400	50
7-9-2023	41	102	60	23	1,000	768	87	400	52
6-9-2023	41	102	60	24	1,000	760	87	400	51
5-9-2023	41	102	60	25	1,000	753	87	400	51
4-9-2023	41	102	60	25	1,000	746	87	400	50
3-9-2023	41	102	60	26	1,000	743	88	400	48

# Weekly SLA Customer Report

Customer VEN\_Production  
 Database ID 35



Harddisk Usage VEN\_PRD\_VENABS08\_BI

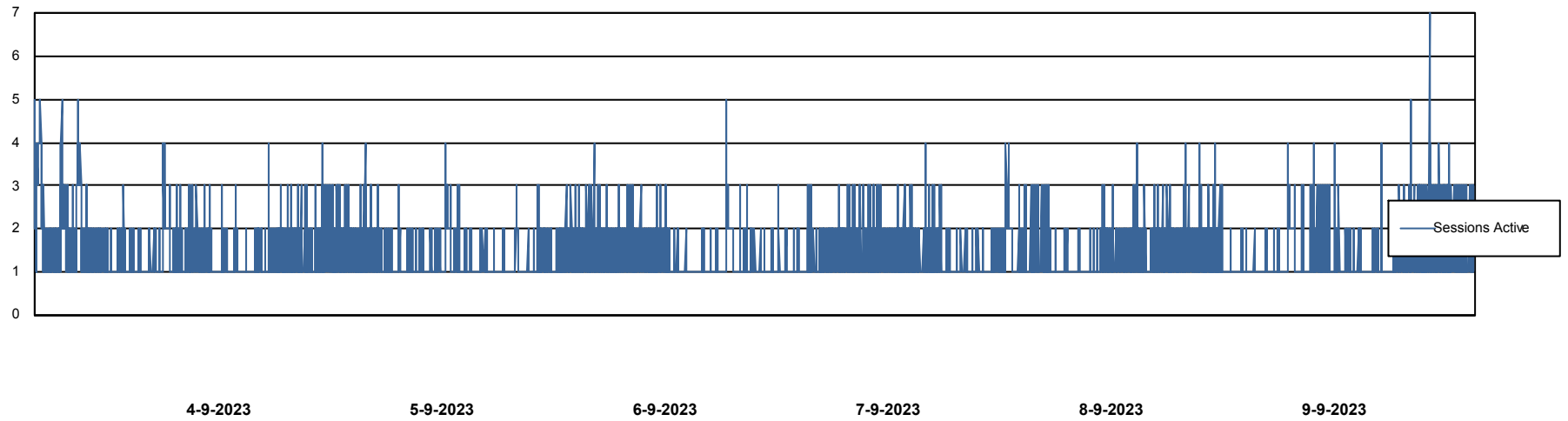
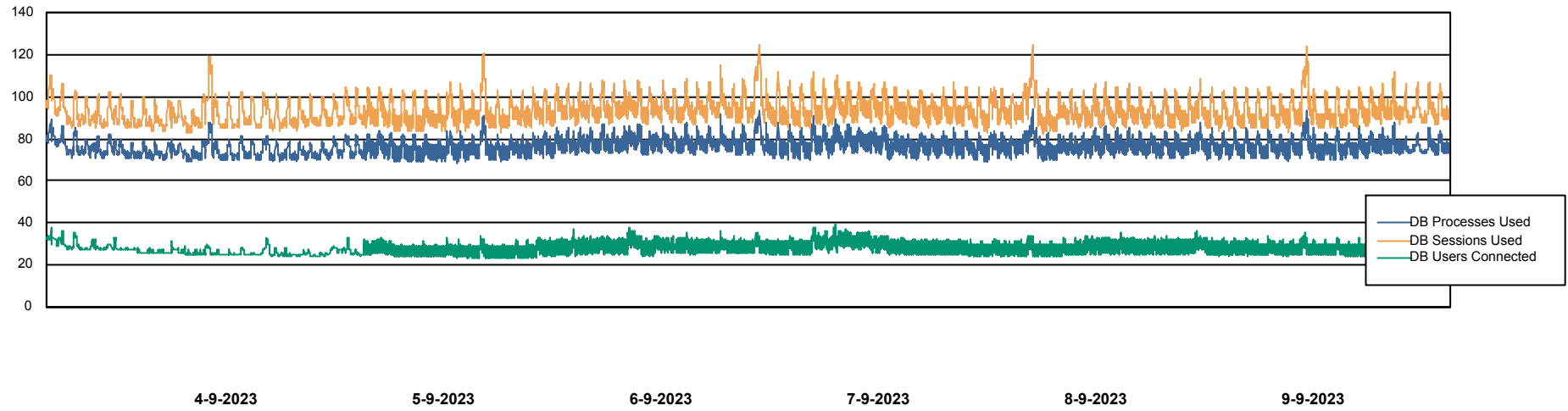
	Free disk space on C: (%)	Total disk space on C: (Gb)	Used disk space on C: (Gb)	Free disk space on D: (%)	Total disk space on D: (Gb)	Used disk space on D: (Gb)
9-9-2023	37	102	65	36	601	387
8-9-2023	37	102	65	36	601	386
7-9-2023	37	102	64	36	601	386
6-9-2023	37	102	64	36	601	386
5-9-2023	37	102	64	36	601	386
4-9-2023	37	102	64	36	601	386
3-9-2023	37	102	64	36	601	386

# Weekly SLA Customer Report

Customer VEN\_Production  
Database ID 35



## Database Performance VENDB\_Production



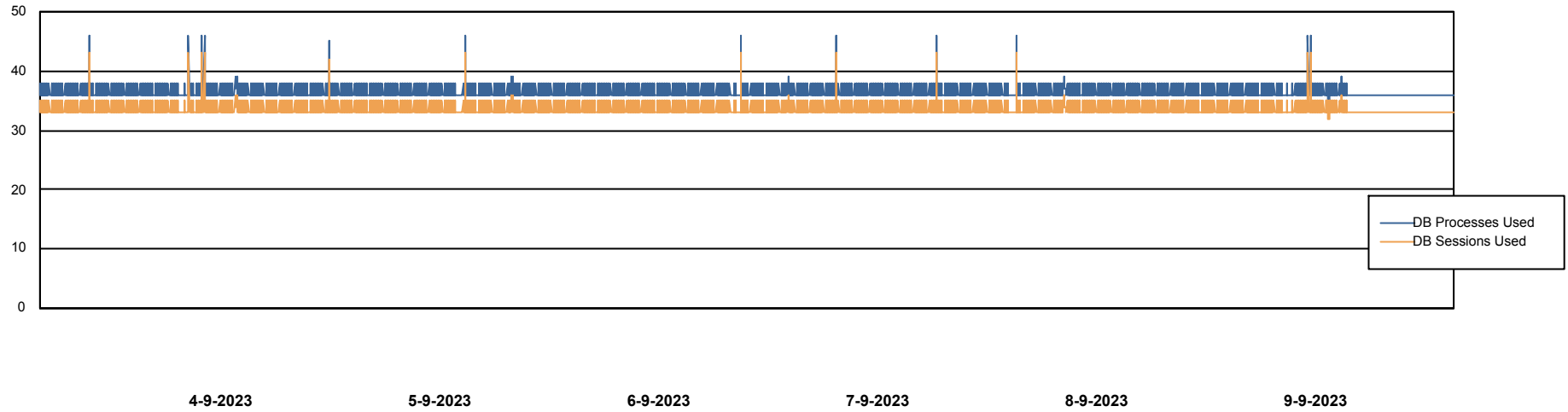
# Weekly SLA Customer Report

Customer VEN\_Production  
Database ID 35



Database Performance VENDB\_Standby

DB Processes Max 300



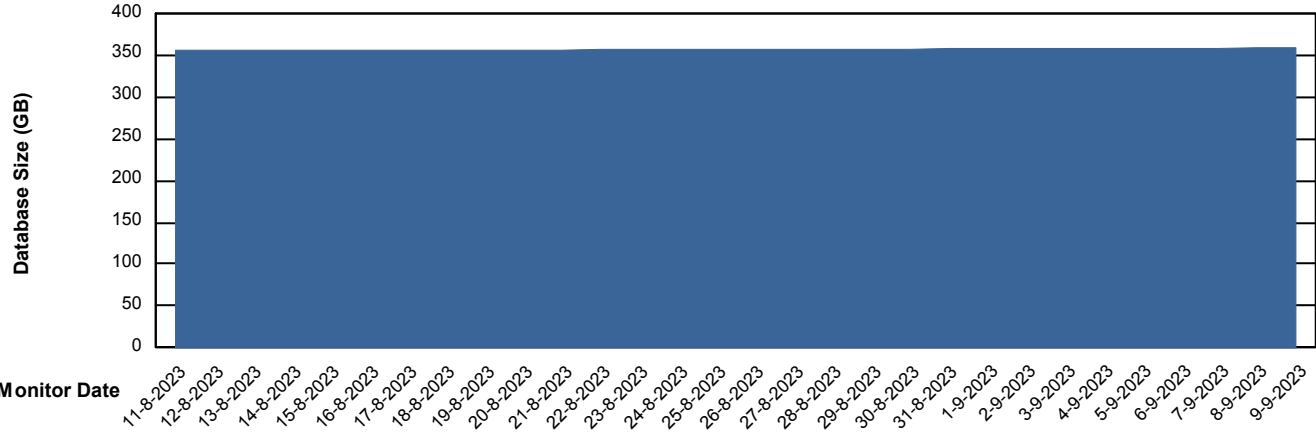
# Weekly SLA Customer Report

Customer VEN\_Production  
 Database ID 35



DATABASE SIZE VENDB\_Production

Database growth over last month



Database Tablespace VENDB\_Production

Date	Tablespace Name	Filesize (Gb)	Usedsize (Gb)	Percentage free
9-9-2023	ABSDATA	222	183	18
	INDX	207	166	20
8-9-2023	ABSDATA	222	183	18
	INDX	207	166	20
7-9-2023	ABSDATA	222	183	18
	INDX	207	166	20
6-9-2023	ABSDATA	222	183	18
	INDX	207	166	20
5-9-2023	ABSDATA	222	183	18
	INDX	207	166	20
4-9-2023	ABSDATA	222	183	18
	INDX	207	166	20
3-9-2023	ABSDATA	222	183	18
	INDX	197	166	16

# Weekly SLA Customer Report

Customer VEN\_Production  
Database ID 35



Standby Database Health      VEN\_Production

### Recovery lag for last 7 days

