

Weekly SLA Customer Report

Customer SPI_Production
 Database ID 49



Harddisk Usage SPI_PRD_ORACLE1

	Free disk space on C: (%)	Total disk space on C: (Gb)	Used disk space on C: (Gb)	Free disk space on D: (%)	Total disk space on D: (Gb)	Used disk space on D: (Gb)
9-9-2023	44	79	44	55	100	45
8-9-2023	44	79	45	55	100	45
7-9-2023	44	79	45	55	100	45
6-9-2023	44	79	45	55	100	45
5-9-2023	44	79	45	55	100	45
4-9-2023	44	79	45	55	100	45
3-9-2023	44	79	45	55	100	45

Harddisk Usage SPI_PRD_ORACLE2

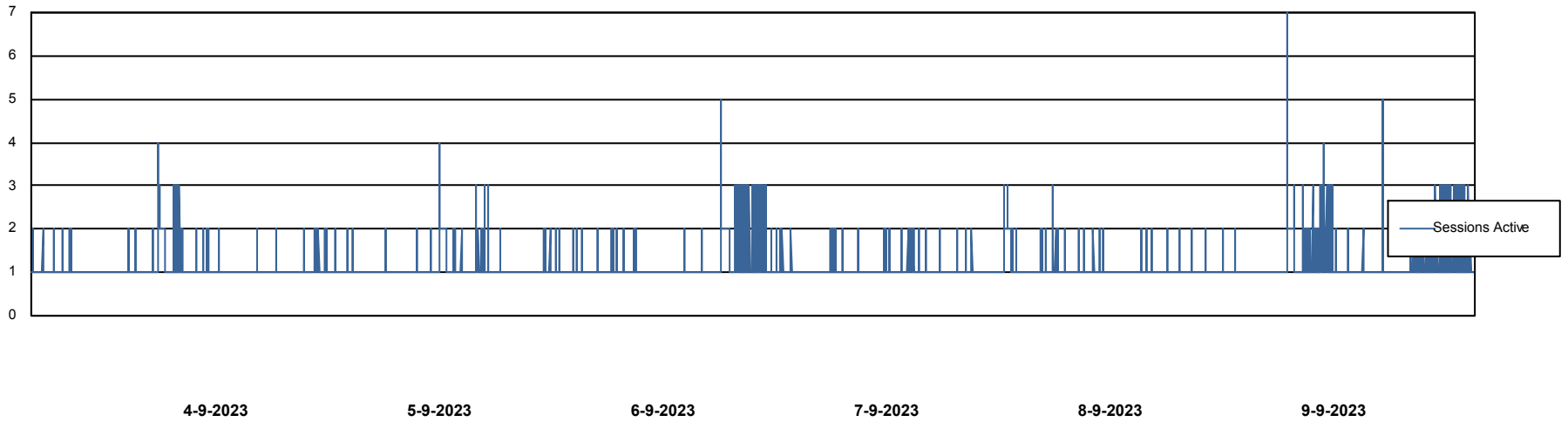
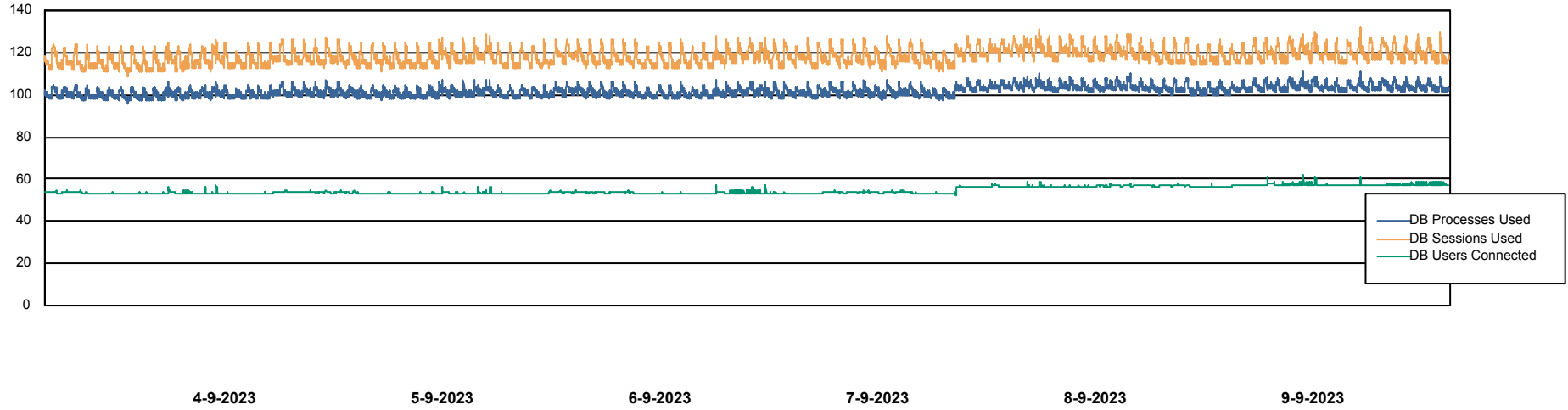
	Free disk space on C: (%)	Total disk space on C: (Gb)	Used disk space on C: (Gb)	Free disk space on D: (%)	Total disk space on D: (Gb)	Used disk space on D: (Gb)
9-9-2023	48	79	41	59	150	62
8-9-2023	47	79	42	59	150	62
7-9-2023	46	79	43	59	150	62
6-9-2023	45	79	44	59	150	62
5-9-2023	45	79	44	59	150	62
4-9-2023	45	79	44	59	150	62
3-9-2023	45	79	44	59	150	62

Weekly SLA Customer Report

Customer SPI_Production
Database ID 49



Database Performance SPIDB_Production



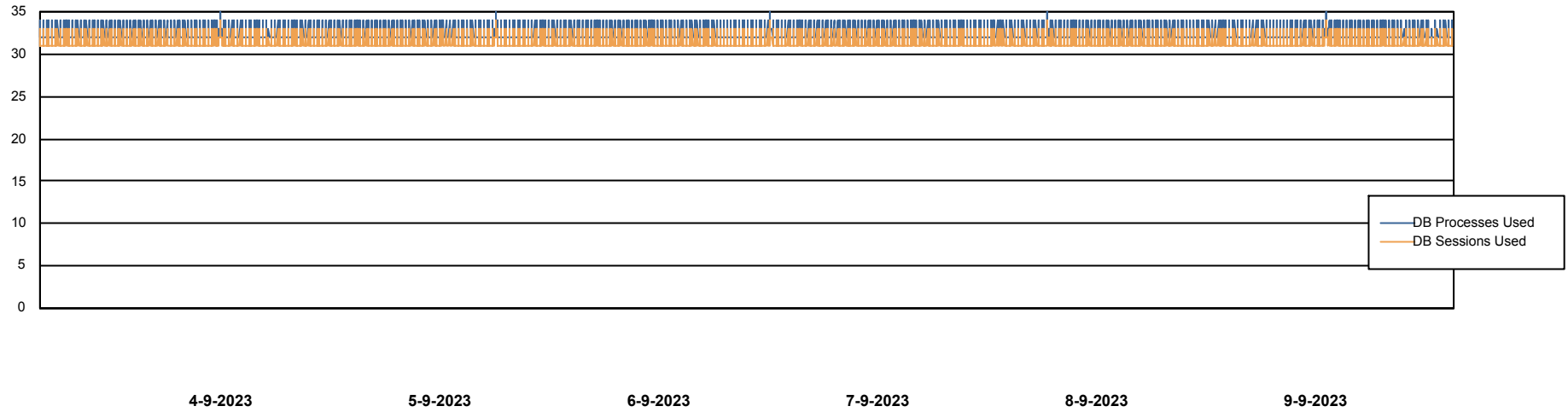
Weekly SLA Customer Report

Customer SPI_Production
Database ID 49



Database Performance SPIDB_Standby

DB Processes Max 500



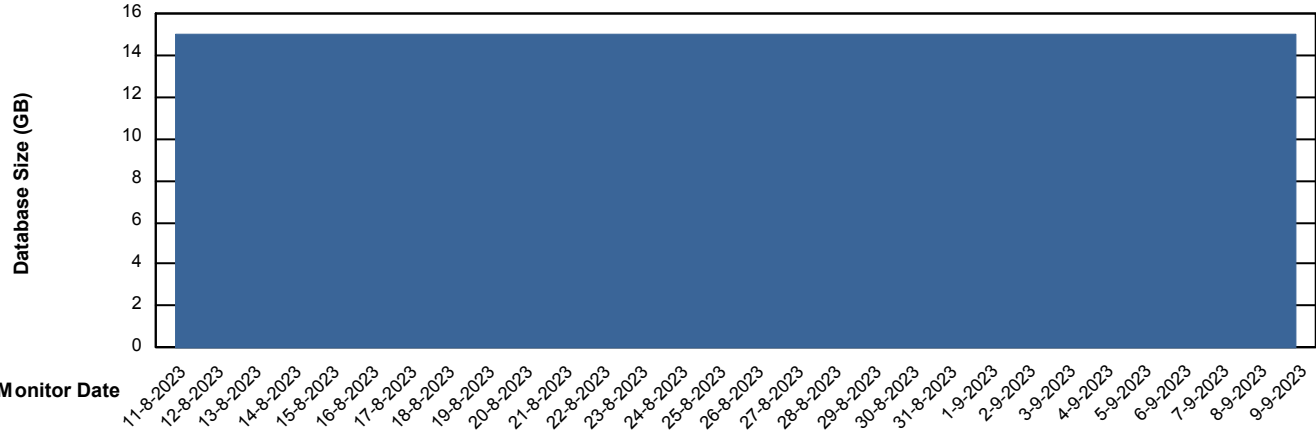
Weekly SLA Customer Report

Customer SPI_Production
 Database ID 49



DATABASE SIZE SPIDB_Production

Database growth over last month



Database Tablespace SPIDB_Production

Date	Tablespace Name	Filesize (Gb)	Usedsize (Gb)	Percentage free
9-9-2023	ABSDATA	5	3	45
	INDX	8	5	42
8-9-2023	ABSDATA	5	3	45
	INDX	8	5	42
7-9-2023	ABSDATA	5	3	45
	INDX	8	5	42
6-9-2023	ABSDATA	5	3	45
	INDX	8	5	42
5-9-2023	ABSDATA	5	3	45
	INDX	8	5	42
4-9-2023	ABSDATA	5	3	45
	INDX	8	5	42
3-9-2023	ABSDATA	5	3	45
	INDX	8	5	42

