

Weekly SLA Customer Report

Customer CIW Production
 Database ID 45



Harddisk Usage CIW_PRD_ORACLE1

	Free disk space on C: (%)	Total disk space on C: (Gb)	Used disk space on C: (Gb)	Free disk space on D: (%)	Total disk space on D: (Gb)	Used disk space on D: (Gb)	Free disk space on E: (%)	Total disk space on E: (Gb)	Used disk space on E: (Gb)
9-9-2023	90	700	70	76	700	171	100	831	1
8-9-2023	90	700	71	75	700	177	100	831	1
7-9-2023	90	700	71	75	700	176	100	831	1
6-9-2023	90	700	71	75	700	175	100	831	1
5-9-2023	90	700	71	75	700	173	100	831	1
4-9-2023	90	700	71	75	700	172	100	831	1
3-9-2023	90	700	71	76	700	170	100	831	1

Harddisk Usage CIW_PRD_ORACLE2

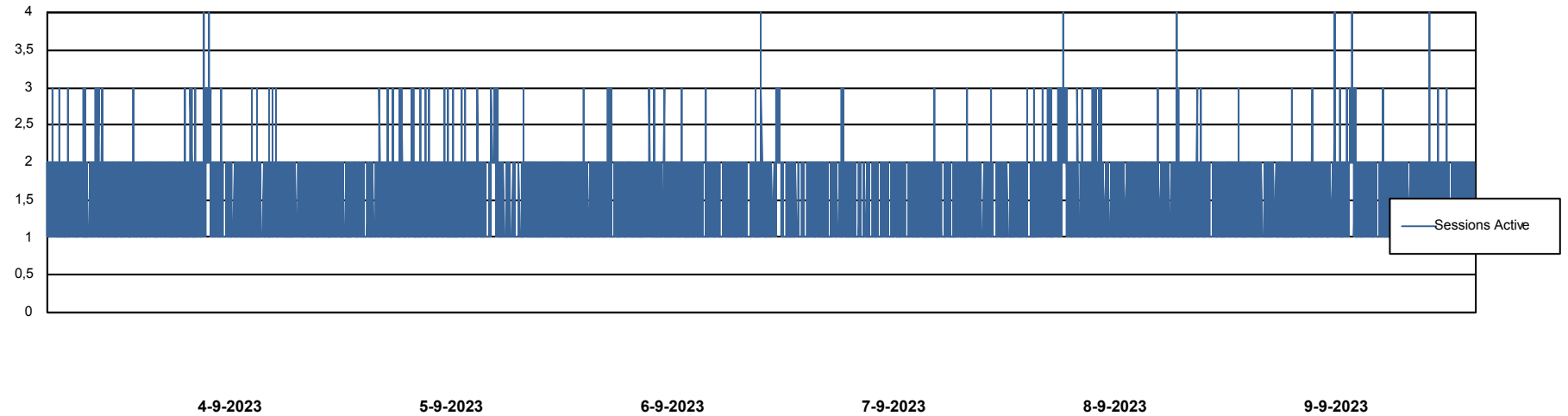
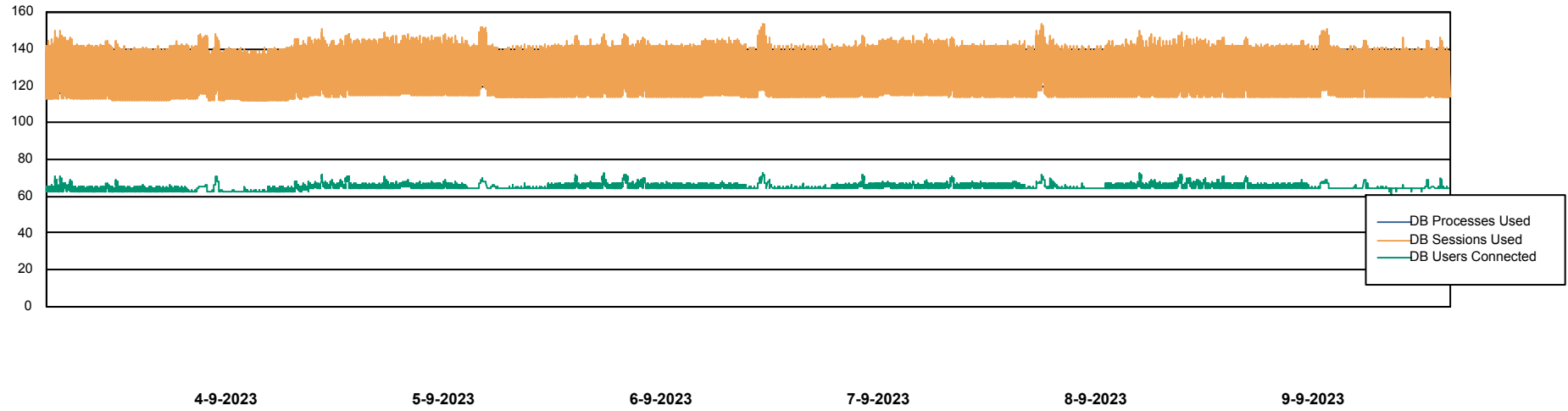
	Free disk space on C: (%)	Total disk space on C: (Gb)	Used disk space on C: (Gb)	Free disk space on D: (%)	Total disk space on D: (Gb)	Used disk space on D: (Gb)	Free disk space on E: (%)	Total disk space on E: (Gb)	Used disk space on E: (Gb)
9-9-2023	87	701	89	65	700	242	98	830	17
8-9-2023	87	701	89	64	700	251	98	830	17
7-9-2023	87	701	89	64	700	250	98	830	17
6-9-2023	87	701	89	65	700	248	98	830	17
5-9-2023	87	701	89	65	700	247	98	830	17
4-9-2023	87	701	89	65	700	245	98	830	17
3-9-2023	87	701	89	65	700	244	98	830	17

Weekly SLA Customer Report

Customer CIW Production
Database ID 45



Database Performance CIWDB_Production



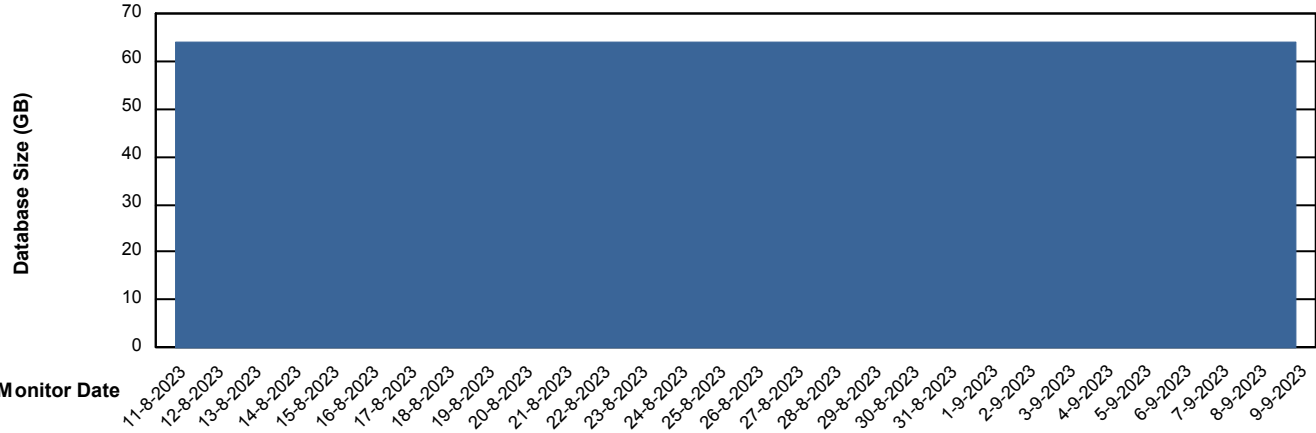
Weekly SLA Customer Report

Customer CIW Production
 Database ID 45



DATABASE SIZE CIWDB_Production

Database growth over last month



Database Tablespace CIWDB_Production

Date	Tablespace Name	Filesize (Gb)	Usedsize (Gb)	Percentage free
9-9-2023	ABSDATA	60	50	17
	INDX	12	7	40
8-9-2023	ABSDATA	60	50	17
	INDX	12	7	40
7-9-2023	ABSDATA	60	50	17
	INDX	12	7	40
6-9-2023	ABSDATA	60	50	17
	INDX	12	7	40
5-9-2023	ABSDATA	60	50	17
	INDX	12	7	40
4-9-2023	ABSDATA	60	50	17
	INDX	12	7	40
3-9-2023	ABSDATA	60	50	17
	INDX	12	7	40