

# Weekly SLA Customer Report

Customer DFD\_Production  
 Database ID 39



Harddisk Usage DFD\_PRD\_ABSAPP1

	Free disk space on C: (%)	Total disk space on C: (Gb)	Used disk space on C: (Gb)
2-9-2023	26	90	66
1-9-2023	26	90	67
31-8-2023	25	90	67
30-8-2023	25	90	67
29-8-2023	25	90	67
28-8-2023	25	90	67
27-8-2023	25	90	67

Harddisk Usage DFD\_PRD\_ABSAPP2

	Free disk space on C: (%)	Total disk space on C: (Gb)	Used disk space on C: (Gb)
2-9-2023	36	100	64
1-9-2023	36	100	64
31-8-2023	36	100	64
30-8-2023	36	100	64
29-8-2023	36	100	64
28-8-2023	36	100	64
27-8-2023	36	100	64

# Weekly SLA Customer Report

Customer DFD\_Production  
 Database ID 39



Harddisk Usage DFD\_PRD\_ABSAPP3

	Free disk space on C: (%)	Total disk space on C: (Gb)	Used disk space on C: (Gb)
2-9-2023	37	100	63
1-9-2023	37	100	63
31-8-2023	37	100	63
30-8-2023	37	100	63
29-8-2023	37	100	63
28-8-2023	37	100	63
27-8-2023	37	100	63

Harddisk Usage DFD\_PRD\_BI1

	Free disk space on C: (%)	Total disk space on C: (Gb)	Used disk space on C: (Gb)	Free disk space on E: (%)	Total disk space on E: (Gb)	Used disk space on E: (Gb)
2-9-2023	76	150	36	27	250	182
1-9-2023	76	150	36	29	250	177
31-8-2023	76	150	36	31	250	174
30-8-2023	76	150	36	31	250	174
29-8-2023	76	150	36	31	250	174
28-8-2023	76	150	36	31	250	174
27-8-2023	76	150	36	31	250	173

# Weekly SLA Customer Report

Customer DFD\_Production  
 Database ID 39



Harddisk Usage DFD\_PRD\_ORACLE1

	Free disk space on C: (%)	Total disk space on C: (Gb)	Used disk space on C: (Gb)	Free disk space on D: (%)	Total disk space on D: (Gb)	Used disk space on D: (Gb)	Free disk space on E: (%)	Total disk space on E: (Gb)	Used disk space on E: (Gb)	Free disk space on F: (%)
2-9-2023	26	78	58	75	479	121	76	650	158	59
1-9-2023	26	78	58	75	479	121	76	650	154	59
31-8-2023	26	78	58	75	479	121	76	650	154	59
30-8-2023	26	78	57	75	479	121	76	650	154	59
29-8-2023	26	78	57	75	479	121	76	650	154	59
28-8-2023	26	78	57	75	479	121	76	650	154	59
27-8-2023	27	78	57	75	479	121	76	650	154	59

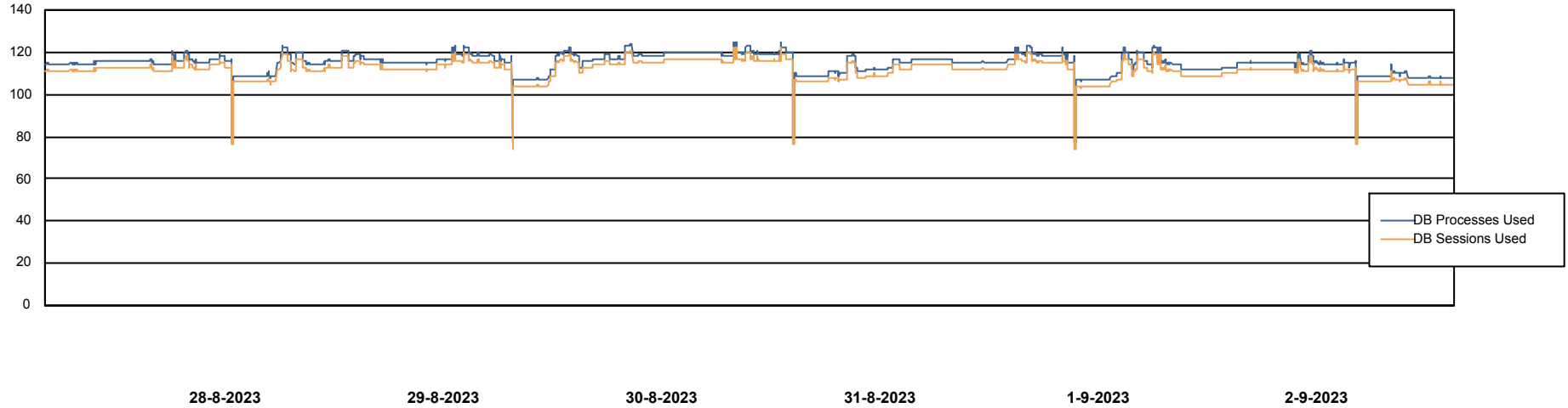
# Weekly SLA Customer Report

Customer DFD\_Production  
Database ID 39



## Database Performance DFDDDB\_Production

DB Processes Max 4  
DB Sessions Max 600



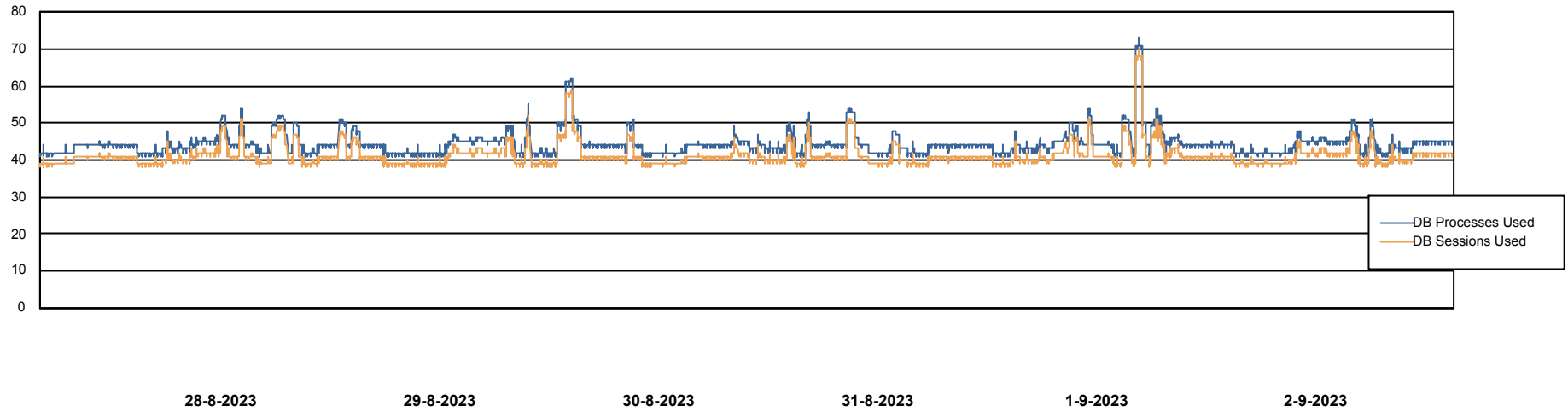
# Weekly SLA Customer Report

Customer DFD\_Production  
Database ID 39



Database Performance DFDDDBBI\_Production

DB Processes Max 500



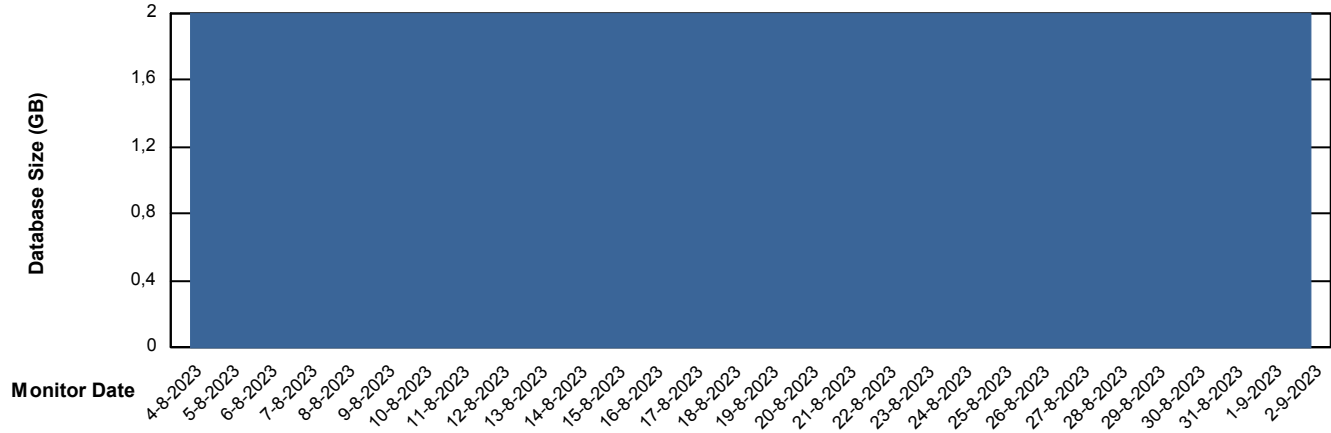
# Weekly SLA Customer Report

Customer DFD\_Production  
Database ID 39



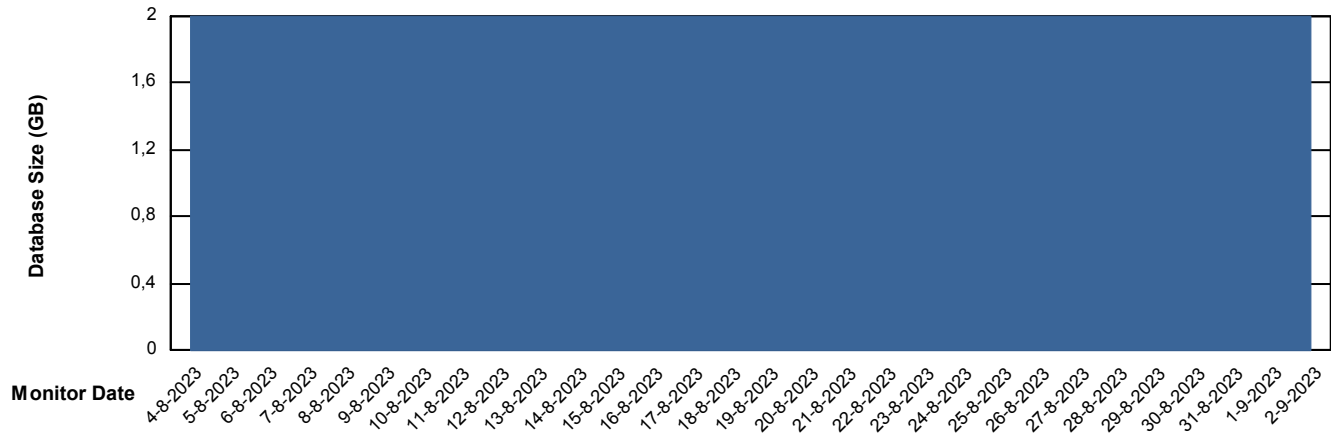
DATABASE SIZE DFDDDB\_Production

### Database growth over last month



DATABASE SIZE DFDDDBI\_Production

### Database growth over last month



# Weekly SLA Customer Report

Customer DFD\_Production  
Database ID 39



## Database Tablespace DFDDDB\_Production

Date	Tablespace Name	Filesize (Gb)	Usedsize (Gb)	Percentage free
2-9-2023	ABSDATA	100	0	100
	INDX	199	0	100
1-9-2023	ABSDATA	100	0	100
	INDX	199	0	100
31-8-2023	ABSDATA	100	0	100
	INDX	199	0	100
30-8-2023	ABSDATA	100	0	100
	INDX	199	0	100
29-8-2023	ABSDATA	100	0	100
	INDX	199	0	100
28-8-2023	ABSDATA	100	0	100
	INDX	199	0	100
27-8-2023	ABSDATA	100	0	100
	INDX	199	0	100

# Weekly SLA Customer Report

Customer DFD\_Production  
Database ID 39



Database Tablespace	DFDDBBI_Production
---------------------	--------------------

Date	Tablespace Name	Filesize (Gb)	Usedsize (Gb)	Percentage free
2-9-2023	ABSDATA	57	0	100
	INDX	52	0	100
1-9-2023	ABSDATA	57	0	100
	INDX	52	0	100
31-8-2023	ABSDATA	53	0	100
	INDX	50	0	100
30-8-2023	ABSDATA	53	0	100
	INDX	50	0	100
29-8-2023	ABSDATA	53	0	100
	INDX	50	0	100
28-8-2023	ABSDATA	53	0	100
	INDX	50	0	100
27-8-2023	ABSDATA	53	0	100
	INDX	50	0	100

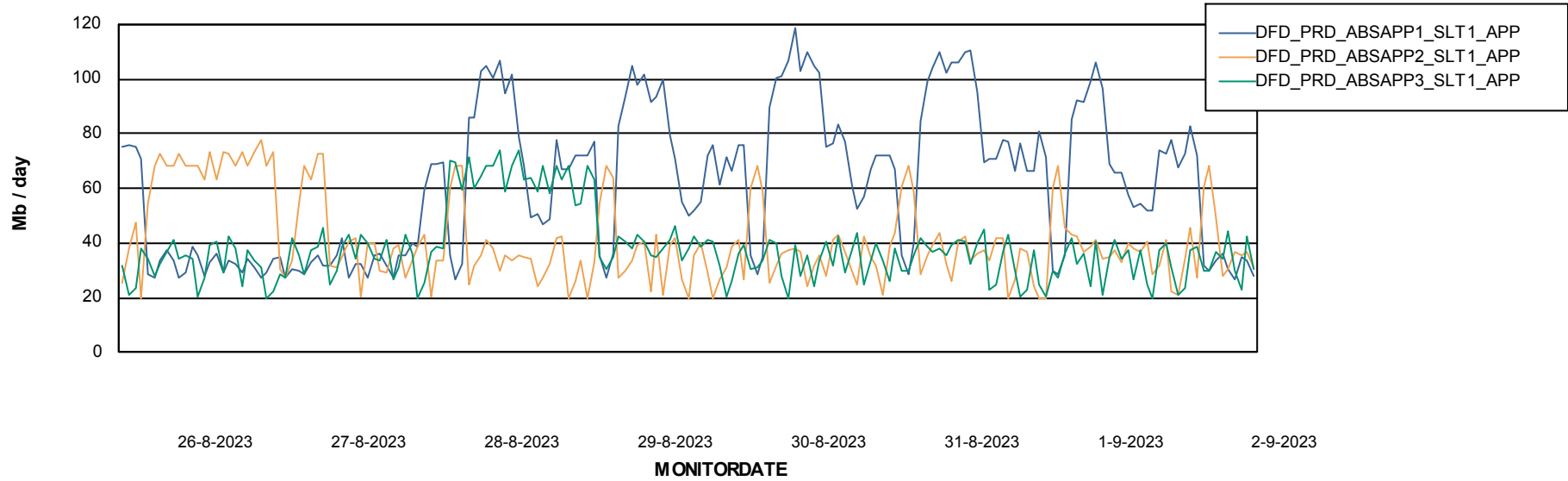
# Weekly SLA Customer Report

Customer DFD\_Production  
Database ID 39

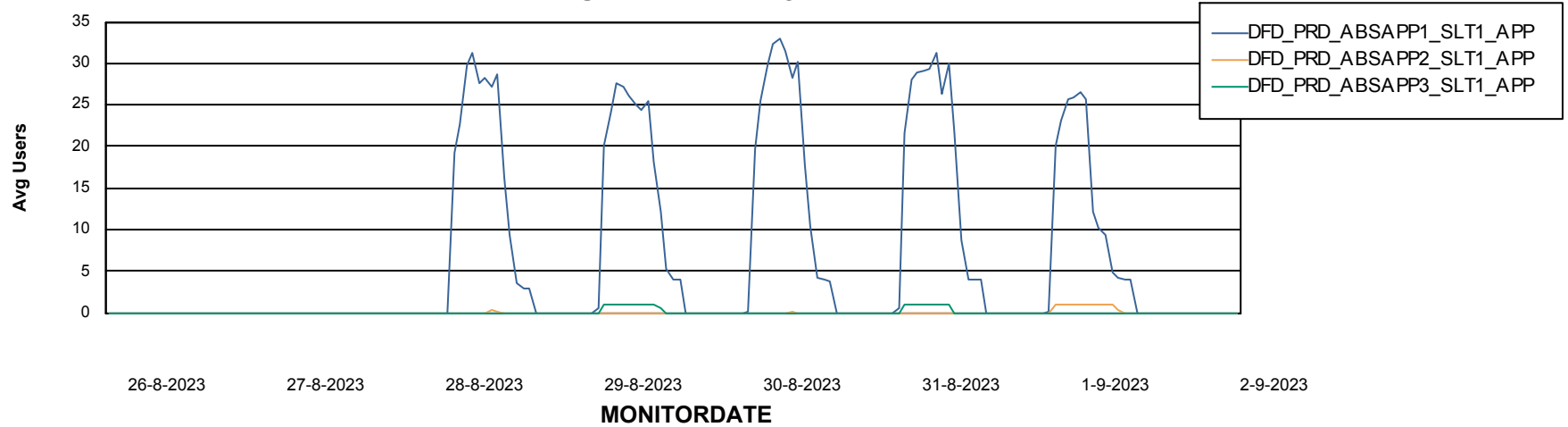


## ABSSolute Application Server Services

### Avg memory used per ABS Server Service



### Avg users per day per ABS server



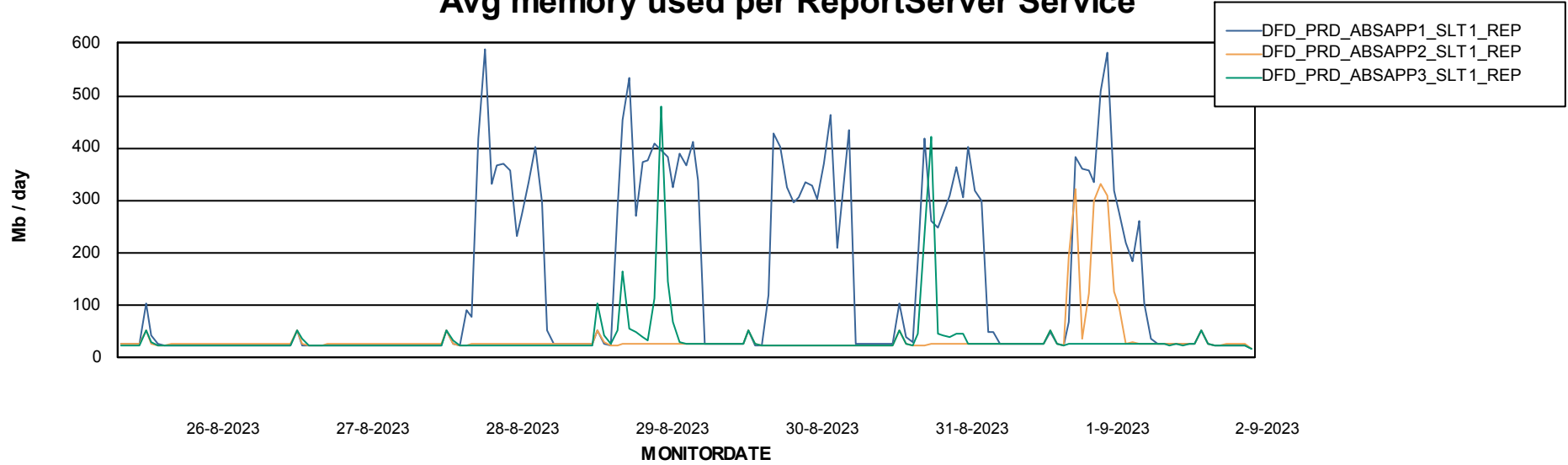
# Weekly SLA Customer Report

Customer DFD\_Production  
Database ID 39



## ABSSolute Application ReportServer Services

### Avg memory used per ReportServer Service



### Disaster per ABS component

