

Weekly SLA Customer Report

Customer CIW Production
 Database ID 45



Harddisk Usage CIW_PRD_ORACLE1

	Free disk space on C: (%)	Total disk space on C: (Gb)	Used disk space on C: (Gb)	Free disk space on D: (%)	Total disk space on D: (Gb)	Used disk space on D: (Gb)	Free disk space on E: (%)	Total disk space on E: (Gb)	Used disk space on E: (Gb)
2-9-2023	90	700	71	76	700	171	100	831	1
1-9-2023	90	700	71	76	700	171	100	831	1
31-8-2023	90	700	71	78	700	152	100	831	1
30-8-2023	90	700	71	79	700	147	100	831	1
29-8-2023	90	700	71	82	700	128	100	831	1
28-8-2023	90	700	71	48	700	367	100	831	1
27-8-2023	90	700	70	15	700	598	100	831	1

Harddisk Usage CIW_PRD_ORACLE2

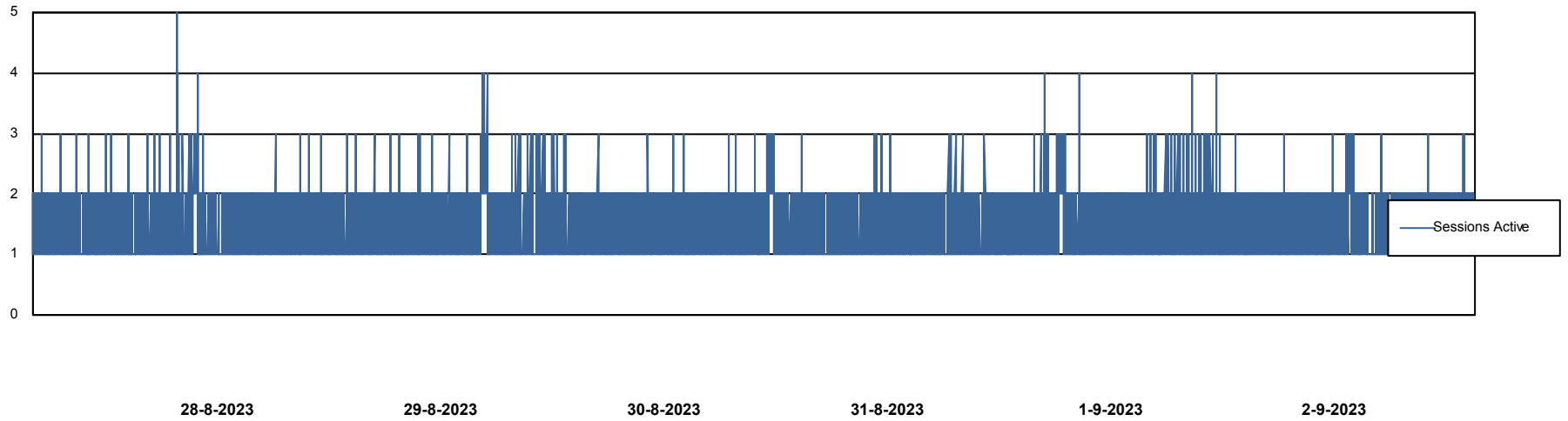
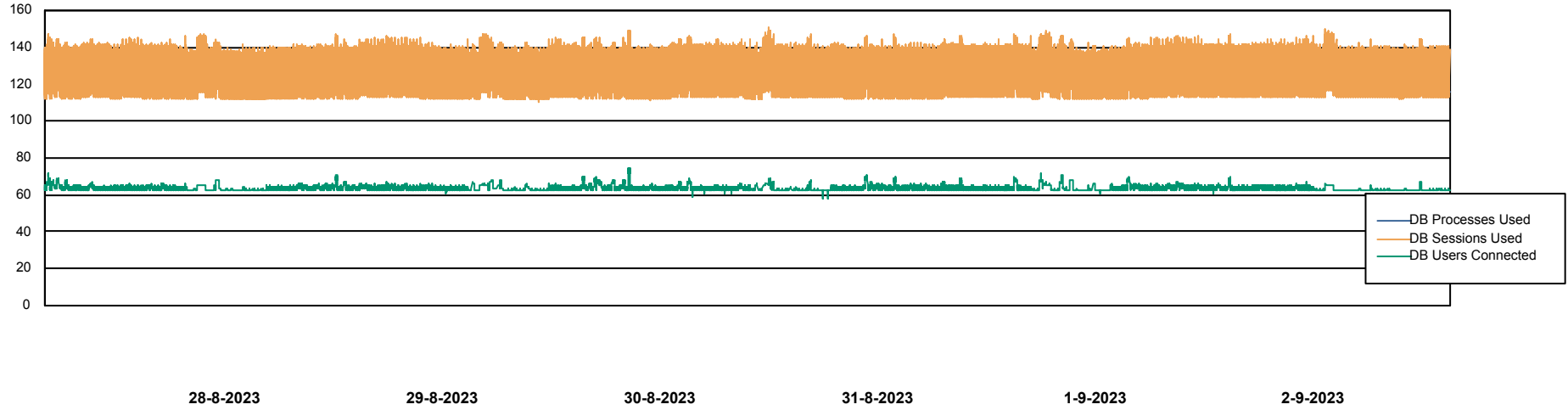
	Free disk space on C: (%)	Total disk space on C: (Gb)	Used disk space on C: (Gb)	Free disk space on D: (%)	Total disk space on D: (Gb)	Used disk space on D: (Gb)	Free disk space on E: (%)	Total disk space on E: (Gb)	Used disk space on E: (Gb)
2-9-2023	87	701	89	65	700	242	98	830	17
1-9-2023	87	701	89	65	700	248	98	830	17
31-8-2023	87	701	89	65	700	246	98	830	17
30-8-2023	87	701	89	65	700	245	98	830	17
29-8-2023	87	701	89	65	700	243	98	830	17
28-8-2023	87	701	89	39	700	424	98	830	17
27-8-2023	87	701	89	16	700	590	98	830	17

Weekly SLA Customer Report

Customer CIW Production
Database ID 45



Database Performance CIWDB_Production



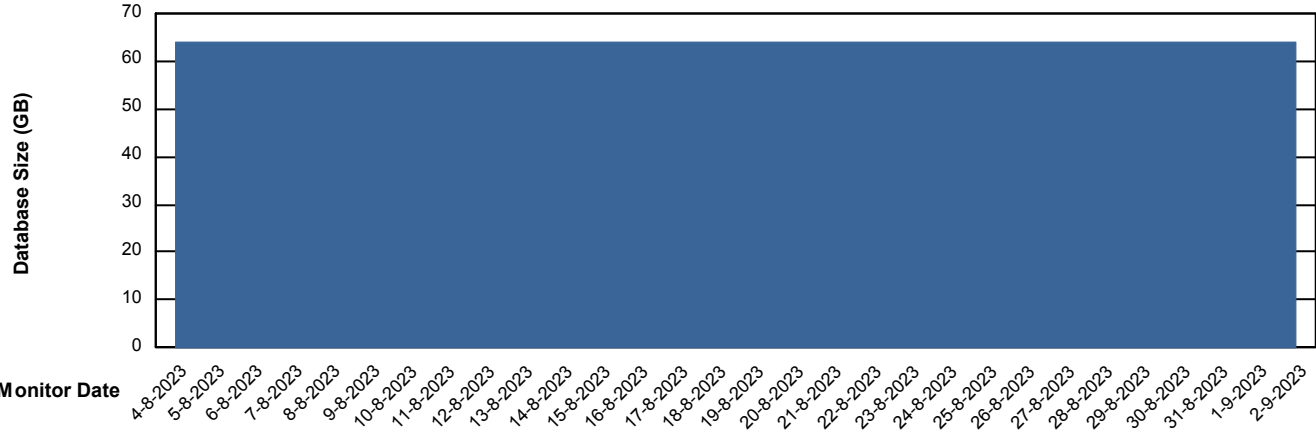
Weekly SLA Customer Report

Customer CIW Production
 Database ID 45



DATABASE SIZE CIWDB_Production

Database growth over last month



Database Tablespace CIWDB_Production

Date	Tablespace Name	Filesize (Gb)	Usedsize (Gb)	Percentage free
2-9-2023	ABSDATA	60	50	17
	INDX	12	7	40
1-9-2023	ABSDATA	60	50	17
	INDX	12	7	40
31-8-2023	ABSDATA	60	50	17
	INDX	12	7	40
30-8-2023	ABSDATA	60	50	17
	INDX	12	7	40
29-8-2023	ABSDATA	60	50	17
	INDX	12	7	40
28-8-2023	ABSDATA	60	50	17
	INDX	12	7	40
27-8-2023	ABSDATA	60	49	18
	INDX	12	7	40