

# Weekly SLA Customer Report

Customer LLG\_Production  
 Database ID 53



Harddisk Usage LLG\_PRD\_APP01

	Free disk space on C: (%)	Total disk space on C: (Gb)	Used disk space on C: (Gb)	Free disk space on D: (%)	Total disk space on D: (Gb)	Used disk space on D: (Gb)
26-8-2023	61	200	77	96	200	9
25-8-2023	61	200	77	96	200	9
24-8-2023	61	200	77	96	200	9
23-8-2023	61	200	77	96	200	9
22-8-2023	61	200	77	96	200	9
21-8-2023	61	200	77	96	200	9
20-8-2023	61	200	77	96	200	9

Harddisk Usage LLG\_PRD\_APP02

	Free disk space on C: (%)	Total disk space on C: (Gb)	Used disk space on C: (Gb)	Free disk space on D: (%)	Total disk space on D: (Gb)	Used disk space on D: (Gb)
26-8-2023	62	200	76	94	200	13
25-8-2023	62	200	76	94	200	13
24-8-2023	62	200	76	94	200	13
23-8-2023	62	200	76	94	200	13
22-8-2023	62	200	76	94	200	13
21-8-2023	62	200	76	94	200	13
20-8-2023	62	200	76	94	200	13

# Weekly SLA Customer Report

Customer LLG\_Production  
Database ID 53



## Harddisk Usage LLG\_PRD\_BI02

	Free disk space on C: (%)	Total disk space on C: (Gb)	Used disk space on C: (Gb)	Free disk space on D: (%)	Total disk space on D: (Gb)	Used disk space on D: (Gb)
26-8-2023	52	150	71	38	685	428
25-8-2023	52	150	71	38	685	425
24-8-2023	52	150	71	38	685	425
23-8-2023	52	150	71	38	685	425
22-8-2023	52	150	71	38	685	425
21-8-2023	52	150	71	38	685	425
20-8-2023	53	150	71	38	685	425

## Harddisk Usage LLG\_PRD\_OR01

	Free disk space on C: (%)	Total disk space on C: (Gb)	Used disk space on C: (Gb)	Free disk space on D: (%)	Total disk space on D: (Gb)	Used disk space on D: (Gb)	Free disk space on E: (%)	Total disk space on E: (Gb)	Used disk space on E: (Gb)
26-8-2023	79	279	58	50	928	464	29	749	533
25-8-2023	79	279	58	50	928	464	28	749	539
24-8-2023	79	279	58	50	928	464	28	749	541
23-8-2023	79	279	57	50	928	464	27	749	544
22-8-2023	79	279	57	50	928	464	27	749	544
21-8-2023	79	279	57	50	928	464	28	749	541
20-8-2023	79	279	57	50	928	464	37	749	475

# Weekly SLA Customer Report

Customer LLG\_Production  
Database ID 53



## Harddisk Usage LLG\_PRD\_OR02

	Free disk space on C: (%)	Total disk space on C: (Gb)	Used disk space on C: (Gb)	Free disk space on D: (%)	Total disk space on D: (Gb)	Used disk space on D: (Gb)	Free disk space on E: (%)	Total disk space on E: (Gb)	Used disk space on E: (Gb)
26-8-2023	83	279	46	88	1,117	131	93	559	38
25-8-2023	83	279	46	88	1,117	131	93	559	38
24-8-2023	83	279	46	88	1,117	131	93	559	38
23-8-2023	83	279	46	88	1,117	131	93	559	38
22-8-2023	83	279	46	88	1,117	131	93	559	38
21-8-2023	83	279	46	88	1,117	131	93	559	38
20-8-2023	83	279	46	88	1,117	131	93	559	38

## Harddisk Usage LLG\_PRD\_TS2

	Free disk space on C: (%)	Total disk space on C: (Gb)	Used disk space on C: (Gb)	Free disk space on D: (%)	Total disk space on D: (Gb)	Used disk space on D: (Gb)	Free disk space on E: (%)	Total disk space on E: (Gb)	Used disk space on E: (Gb)
26-8-2023	20	279	223	56	993	437	52	684	328
25-8-2023	20	279	223	56	993	437	52	684	328
24-8-2023	20	279	223	56	993	437	52	684	329
23-8-2023	20	279	223	56	993	437	52	684	329
22-8-2023	20	279	223	56	993	437	52	684	330
21-8-2023	20	279	223	56	993	437	42	684	399
20-8-2023	20	279	223	56	993	437	51	684	333

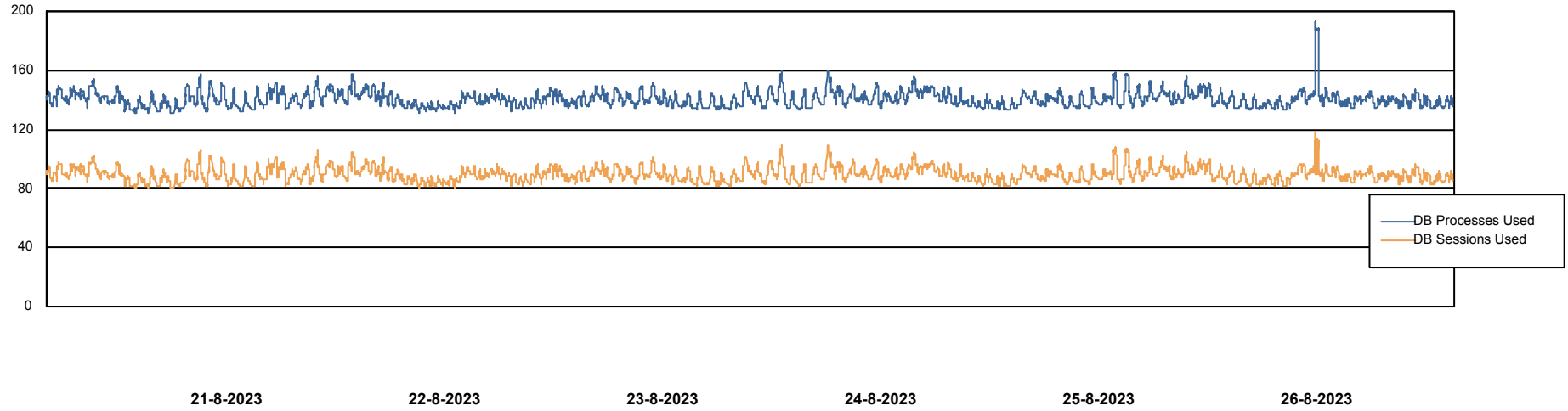
# Weekly SLA Customer Report

Customer LLG\_Production  
Database ID 53



## Database Performance LLGDB\_Production

DB Processes Max 300  
DB Processes Max 4



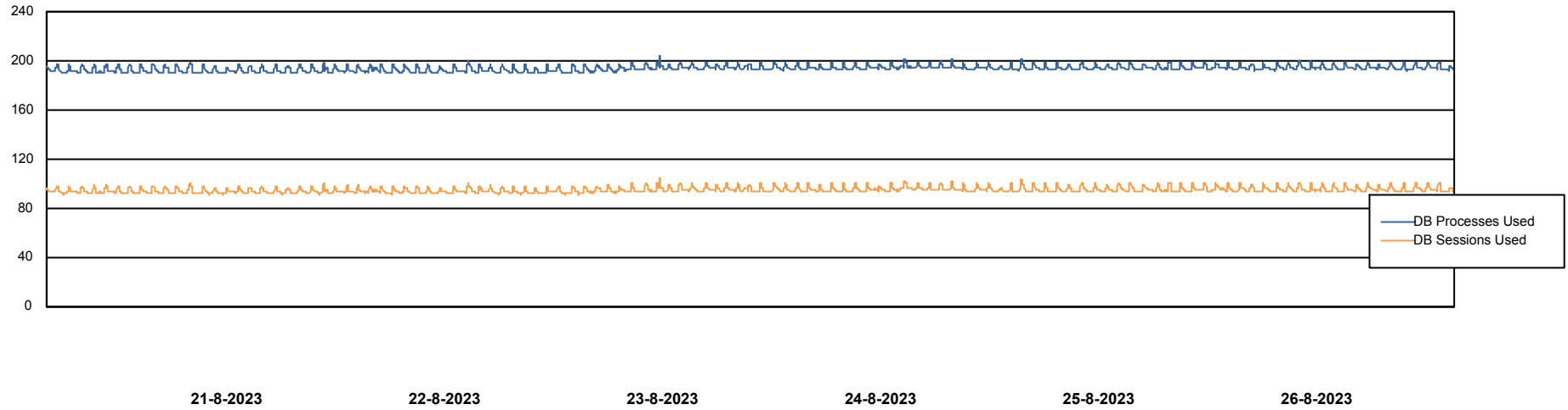
# Weekly SLA Customer Report

Customer LLG\_Production  
Database ID 53



## Database Performance LLGDB\_Standby\_TS2

DB Processes Max 300  
DB Processes Max 4  
DB Processes Max 0



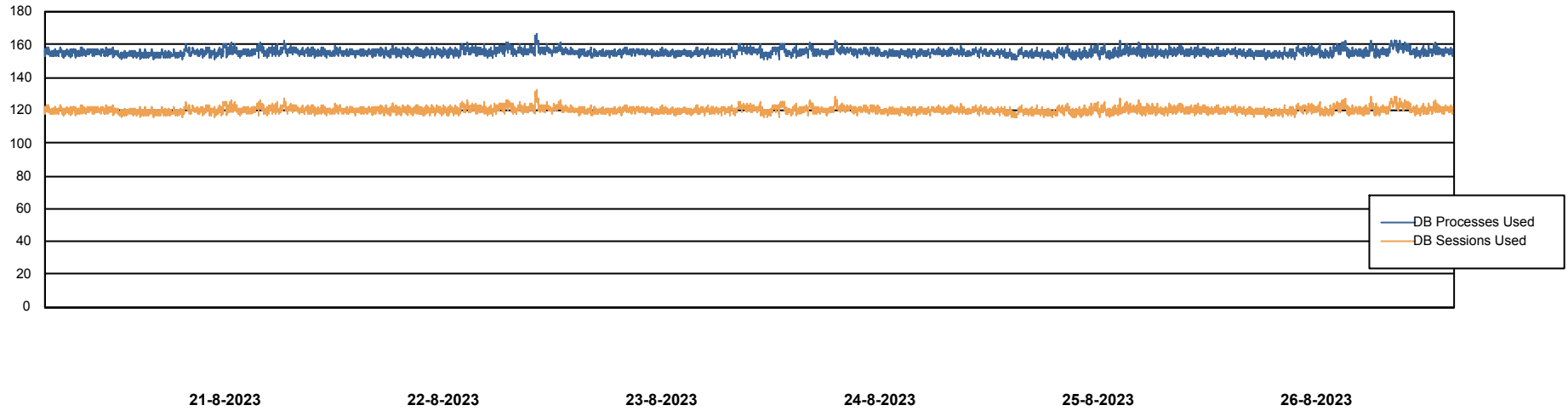
# Weekly SLA Customer Report

Customer LLG\_Production  
Database ID 53



Database Performance LLGDBBI\_Production

DB Processes Max 1,000



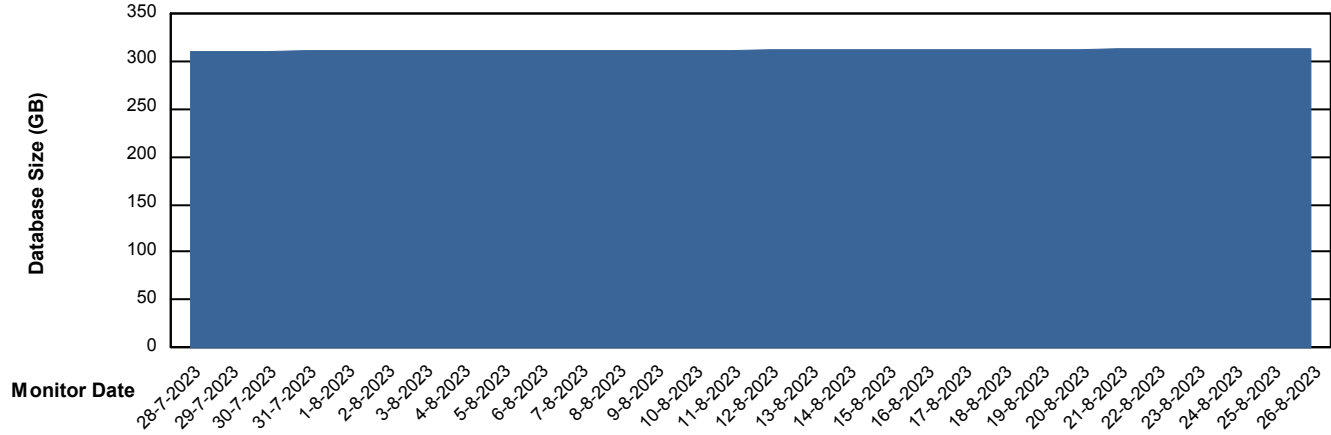
# Weekly SLA Customer Report

Customer LLG\_Production  
Database ID 53



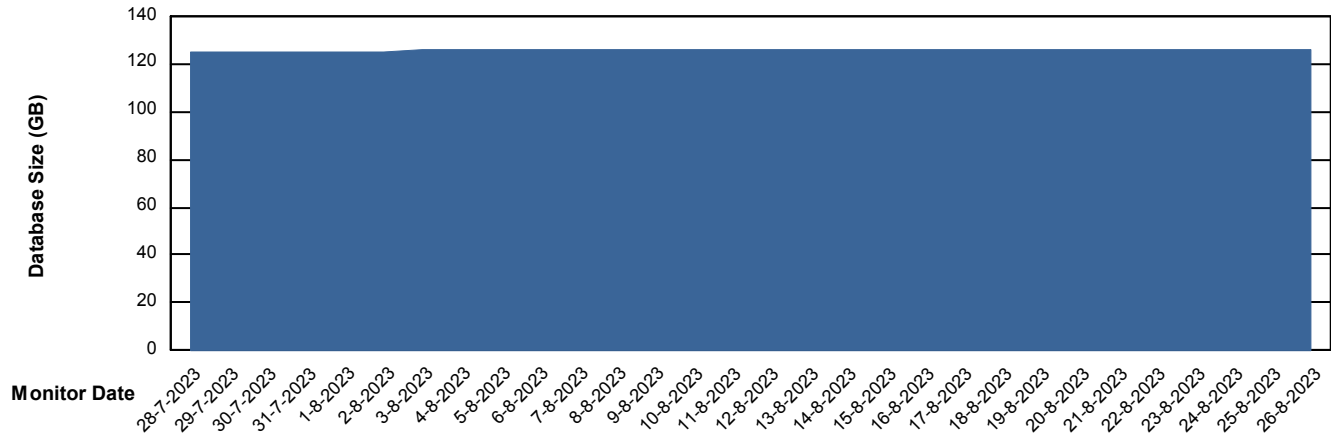
DATABASE SIZE LLGDB\_Production

### Database growth over last month



DATABASE SIZE LLGDBBI\_Production

### Database growth over last month



# Weekly SLA Customer Report

Customer LLG\_Production  
 Database ID 53



Database Tablespace LLGDB\_Production

Date	Tablespace Name	Filesize (Gb)	Usedsize (Gb)	Percentage free
26-8-2023	ABSDATA	178	124	30
	INDX	216	179	17
25-8-2023	ABSDATA	178	124	30
	INDX	216	179	17
24-8-2023	ABSDATA	178	124	30
	INDX	216	179	17
23-8-2023	ABSDATA	178	124	30
	INDX	216	179	17
22-8-2023	ABSDATA	178	124	30
	INDX	216	179	17
21-8-2023	ABSDATA	178	124	31
	INDX	216	179	17
20-8-2023	ABSDATA	178	124	31
	INDX	216	179	17

# Weekly SLA Customer Report

Customer      LLG\_Production  
 Database ID    53



Database Tablespace      LLGDBBI\_Production

Date	Tablespace Name	Filesize (Gb)	Usedsize (Gb)	Percentage free
26-8-2023	ABSDATA	100	55	45
	INDX	120	64	47
25-8-2023	ABSDATA	100	55	45
	INDX	120	64	47
24-8-2023	ABSDATA	100	55	45
	INDX	120	64	47
23-8-2023	ABSDATA	100	55	45
	INDX	120	63	47
22-8-2023	ABSDATA	100	55	45
	INDX	120	63	47
21-8-2023	ABSDATA	100	55	45
	INDX	120	63	47
20-8-2023	ABSDATA	100	55	45
	INDX	120	63	47

BI Status and last ETL error for      LLGDBBI\_Production

	ma 21/8/2023	di 22/8/2023	wo 23/8/2023	do 24/8/2023	vr 25/8/2023	za 26/8/2023
<b>ABS DataWarehouse ETL Health</b>	OK	OK	OK	OK	OK	OK
<b>ABS DWHStaging ETL Health</b>	OK	OK	OK	OK	OK	OK

# Weekly SLA Customer Report

Customer LLG\_Production  
Database ID 53



BI last ETL error for	LLGDBBI_Production
zo, 20-08-2023	None
di, 22-08-2023	None
ma, 21-08-2023	None
zo, 20-08-2023	None
vr, 25-08-2023	None
wo, 23-08-2023	None
za, 26-08-2023	None
do, 24-08-2023	None
do, 24-08-2023	None
za, 26-08-2023	None
di, 22-08-2023	None
ma, 21-08-2023	None
wo, 23-08-2023	None
vr, 25-08-2023	None

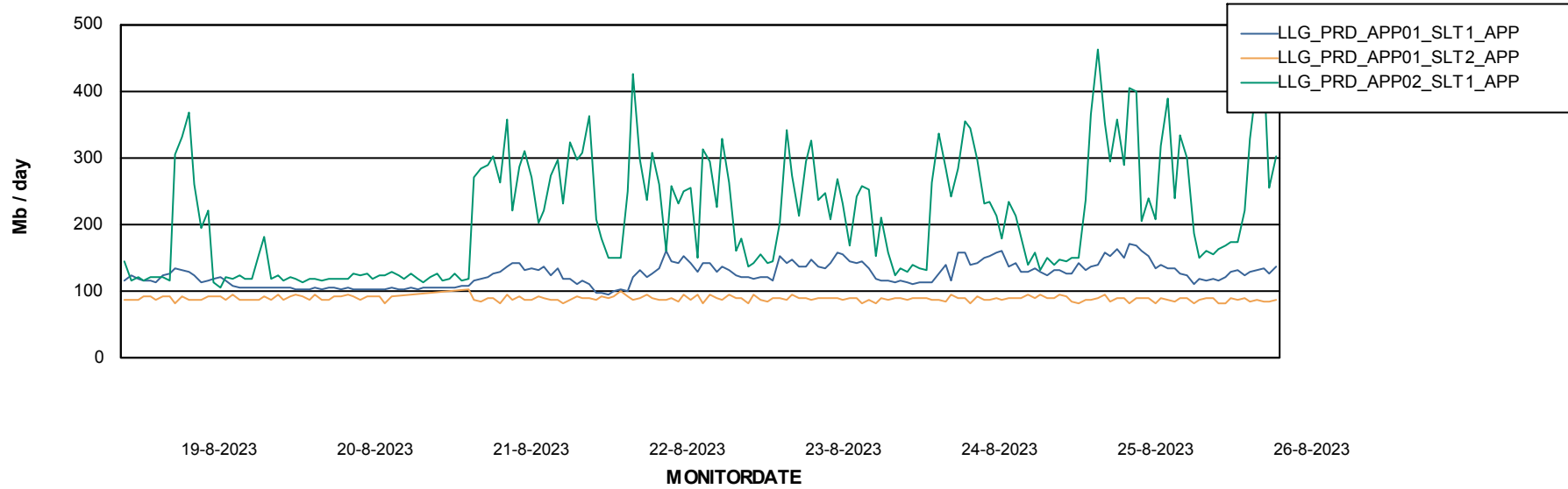
# Weekly SLA Customer Report

Customer LLG\_Production  
Database ID 53



## ABSSolute Application Server Services

### Avg memory used per ABS Server Service



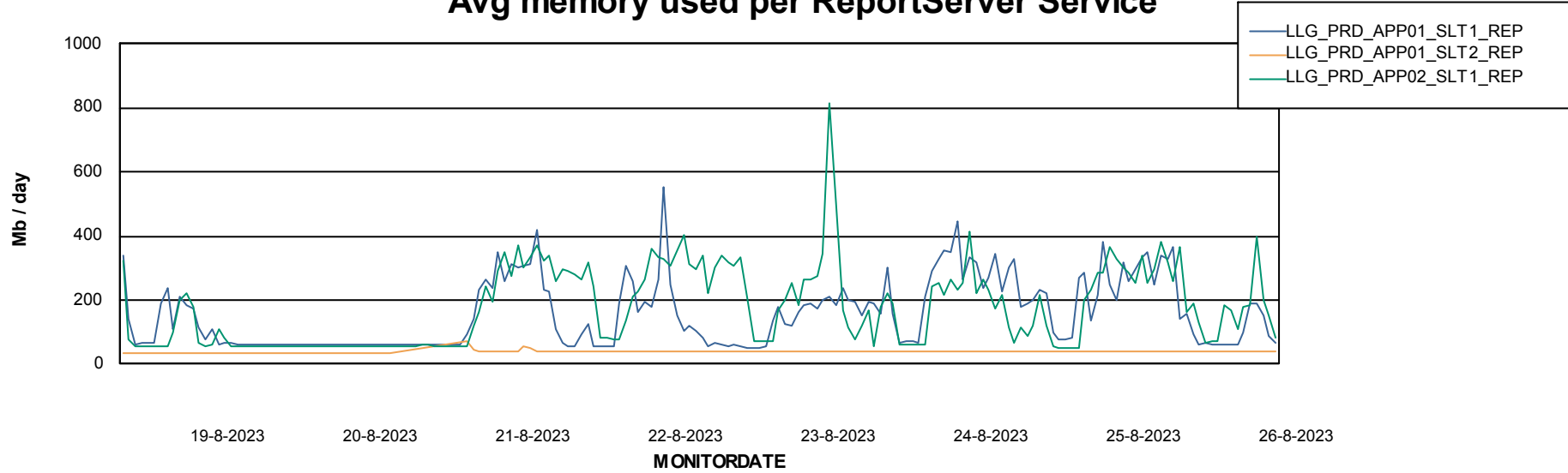
# Weekly SLA Customer Report

Customer LLG\_Production  
Database ID 53

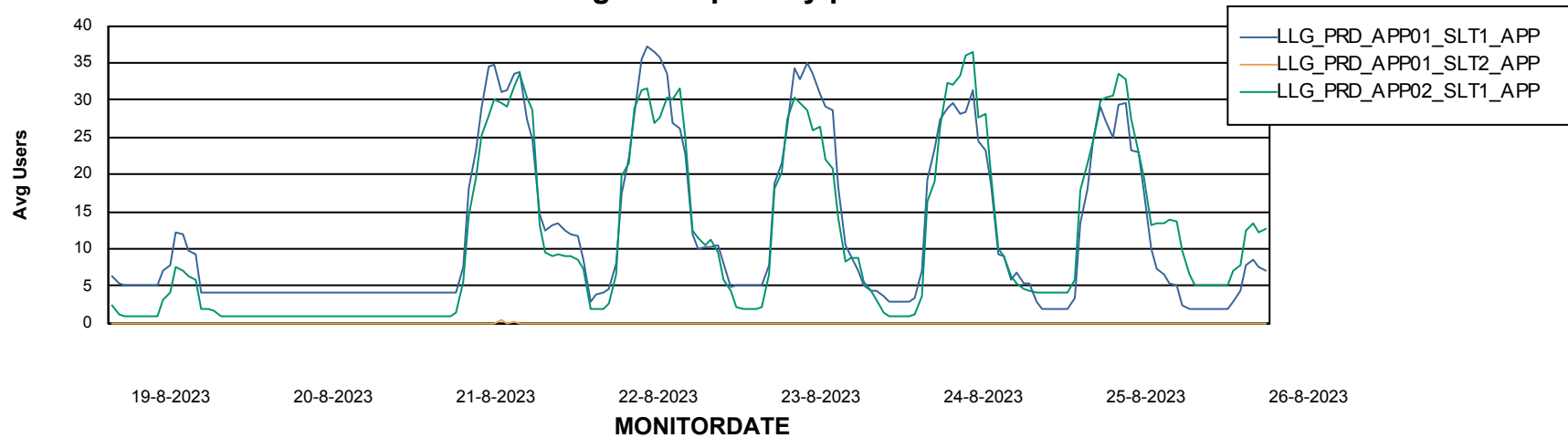


## ABSSolute Application Server Services

### Avg memory used per ReportServer Service



### Avg users per day per ABS server



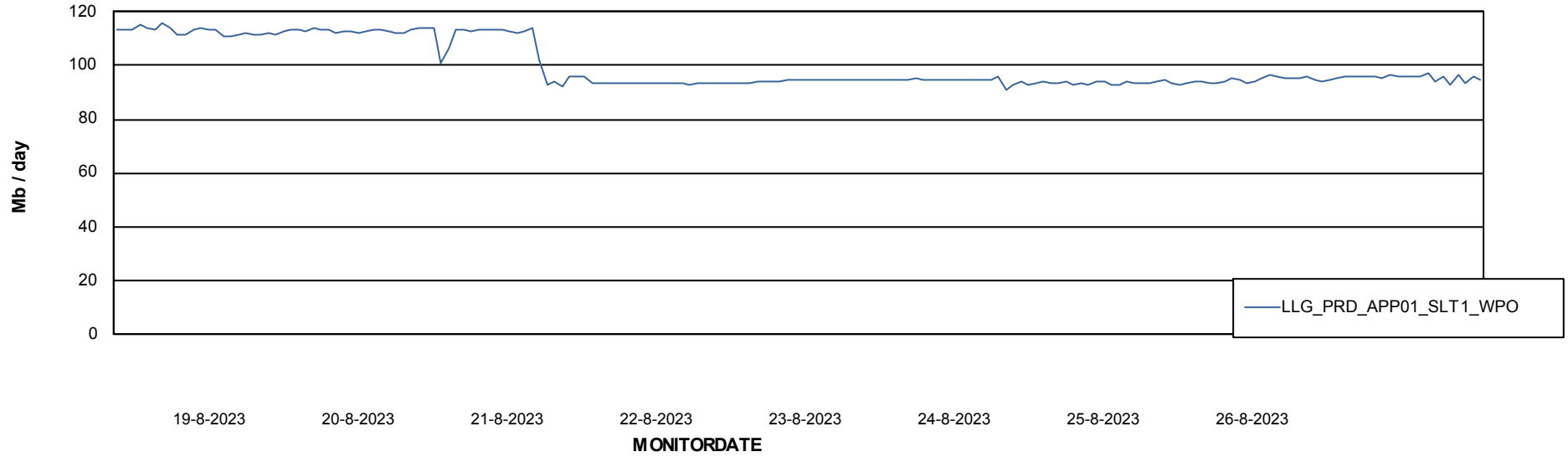
# Weekly SLA Customer Report

Customer LLG\_Production  
Database ID 53



## ABSSolute Application Server Services

### Avg memory used per ABS Web component



# Weekly SLA Customer Report

Customer LLG\_Production  
Database ID 53



## Disaster per ABS component

