

# Weekly SLA Customer Report

Customer ECL\_Production  
 Database ID 156



Harddisk Usage ECL\_PRD\_ECLABS

	Free disk space on C: (%)	Total disk space on C: (Gb)	Used disk space on C: (Gb)	Free disk space on E: (%)	Total disk space on E: (Gb)	Used disk space on E: (Gb)
26-8-2023	65	199	70	65	500	177
25-8-2023	65	199	70	64	500	178
24-8-2023	65	199	69	64	500	178
23-8-2023	65	199	69	64	500	178
22-8-2023	65	199	69	64	500	178
21-8-2023	65	199	69	64	500	178
20-8-2023	65	199	69	64	500	178

Harddisk Usage ECL\_PRD\_ECLABS-TEST

	Free disk space on C: (%)	Total disk space on C: (Gb)	Used disk space on C: (Gb)	Free disk space on E: (%)	Total disk space on E: (Gb)	Used disk space on E: (Gb)
26-8-2023	67	199	66	51	500	245
25-8-2023	67	199	65	51	500	247
24-8-2023	67	199	66	51	500	246
23-8-2023	67	199	65	51	500	246
22-8-2023	68	199	65	51	500	247
21-8-2023	68	199	65	51	500	247
20-8-2023	68	199	65	51	500	247

# Weekly SLA Customer Report

Customer ECL\_Production  
Database ID 156



Harddisk Usage ECL\_PRD\_ECLABS-WEB

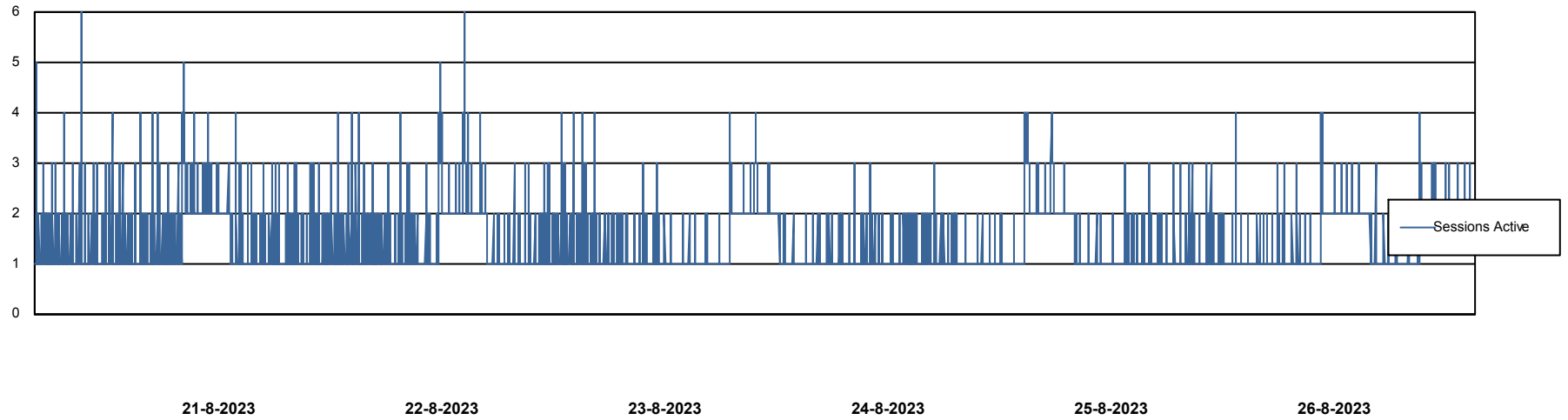
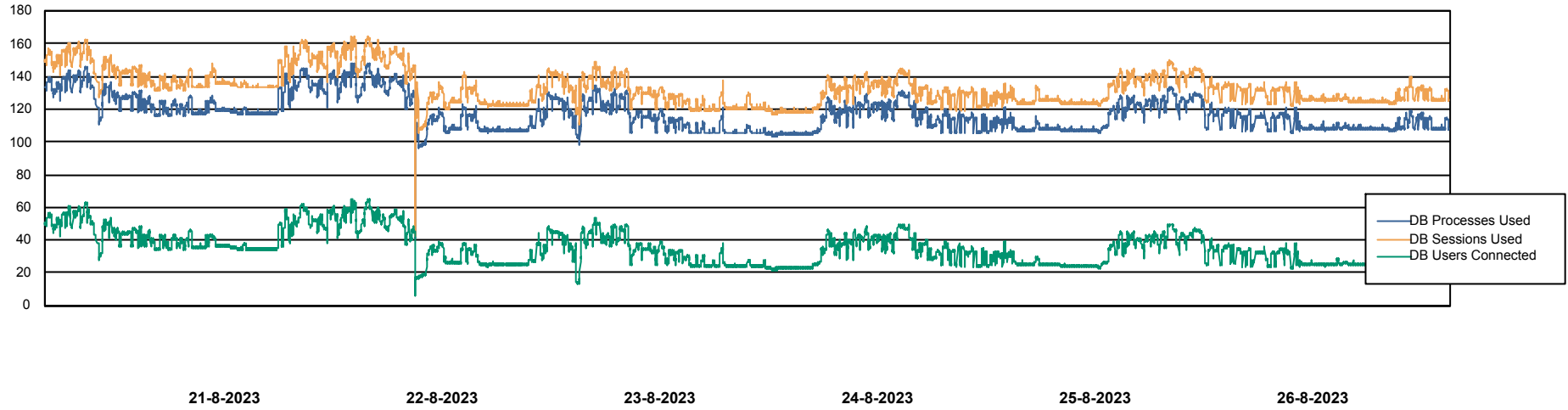
	Free disk space on C: (%)	Total disk space on C: (Gb)	Used disk space on C: (Gb)
26-8-2023	57	99	43
25-8-2023	57	99	43
24-8-2023	57	99	43
23-8-2023	57	99	43
22-8-2023	57	99	43
21-8-2023	57	99	43
20-8-2023	57	99	43

# Weekly SLA Customer Report

Customer ECL\_Production  
Database ID 156



## Database Performance ECL\_PRD\_ECLABS\_DB\_Production



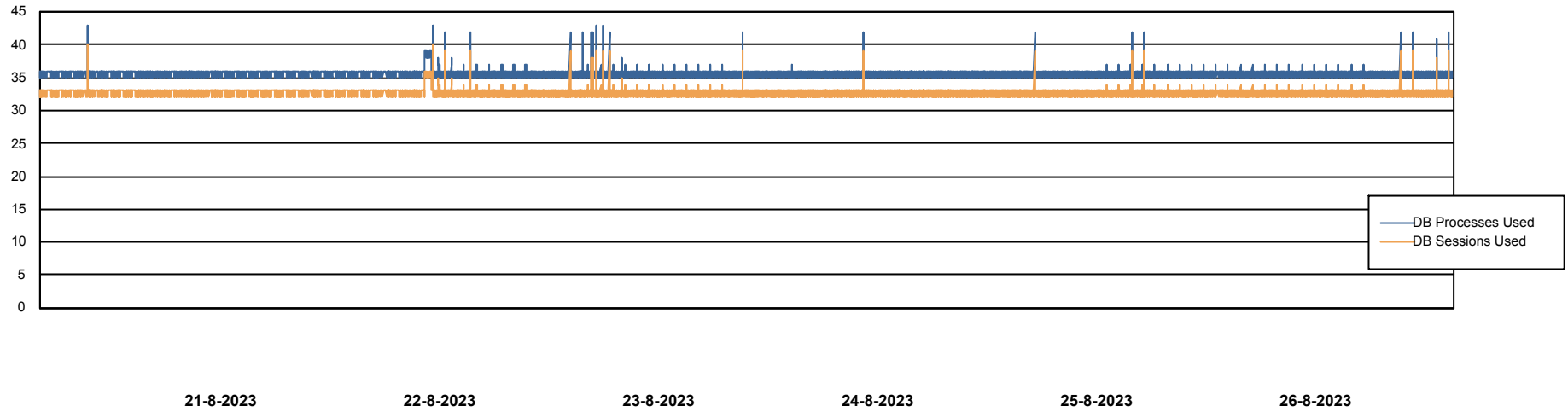
# Weekly SLA Customer Report

Customer ECL\_Production  
Database ID 156



Database Performance ECL\_TEST\_ECLABS-TEST\_DB\_STB (ECL\_Standby DB)

DB Processes Max 1,000



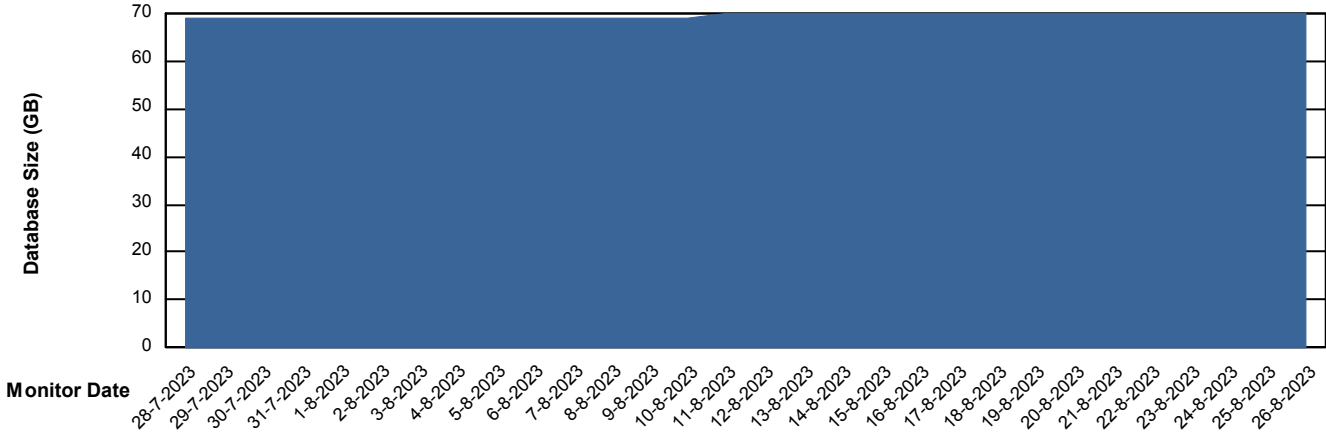
# Weekly SLA Customer Report

Customer ECL\_Production  
 Database ID 156



DATABASE SIZE ECL\_PRD\_ECLABS\_DB\_Production

## Database growth over last month



Database Tablespace ECL\_PRD\_ECLABS\_DB\_Production

Date	Tablespace Name	Filesize (Gb)	Usedsize (Gb)	Percentage free
26-8-2023	ABSDATA	81	50	38
	INDX	10	6	43
25-8-2023	ABSDATA	81	50	38
	INDX	10	6	43
24-8-2023	ABSDATA	81	50	38
	INDX	10	6	43
23-8-2023	ABSDATA	81	50	38
	INDX	10	6	43
22-8-2023	ABSDATA	81	50	38
	INDX	10	6	43
21-8-2023	ABSDATA	81	50	38
	INDX	10	6	43
20-8-2023	ABSDATA	81	50	38
	INDX	10	6	43

# Weekly SLA Customer Report

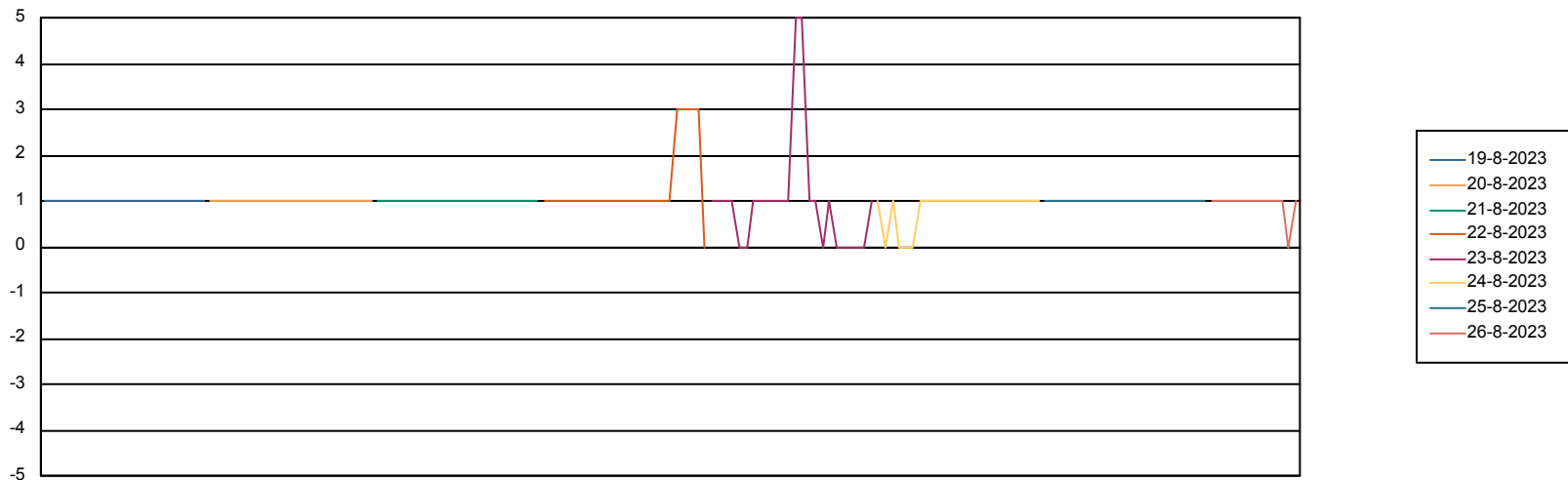
Customer ECL\_Production  
Database ID 156



Standby Database Health

ECL\_Production

### Recovery lag for last 7 days



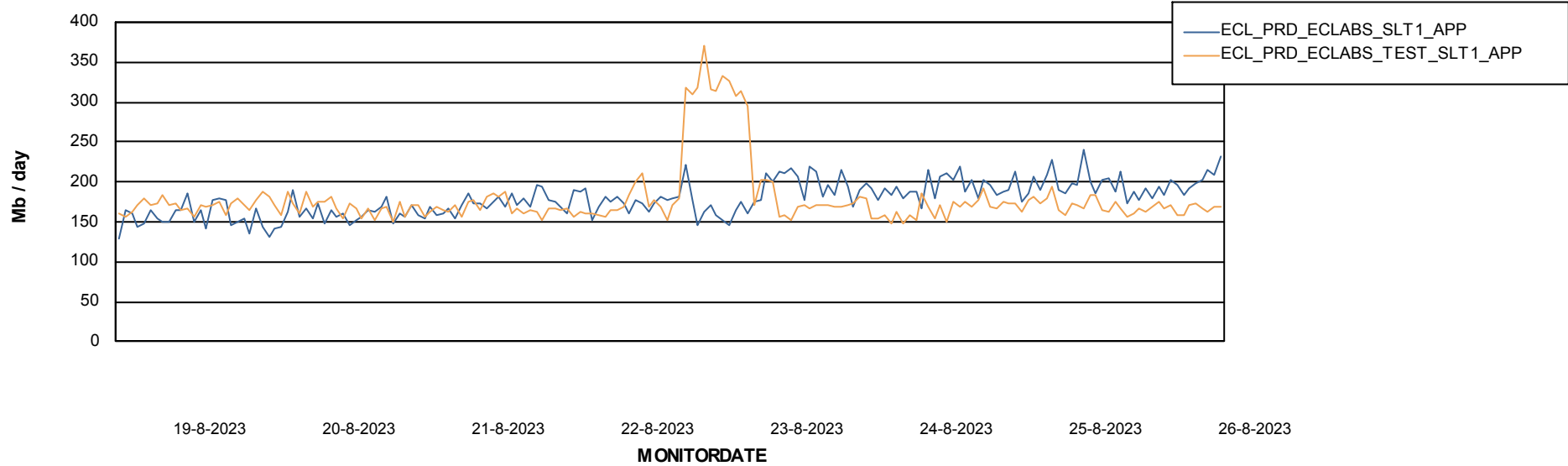
# Weekly SLA Customer Report

Customer ECL\_Production  
Database ID 156

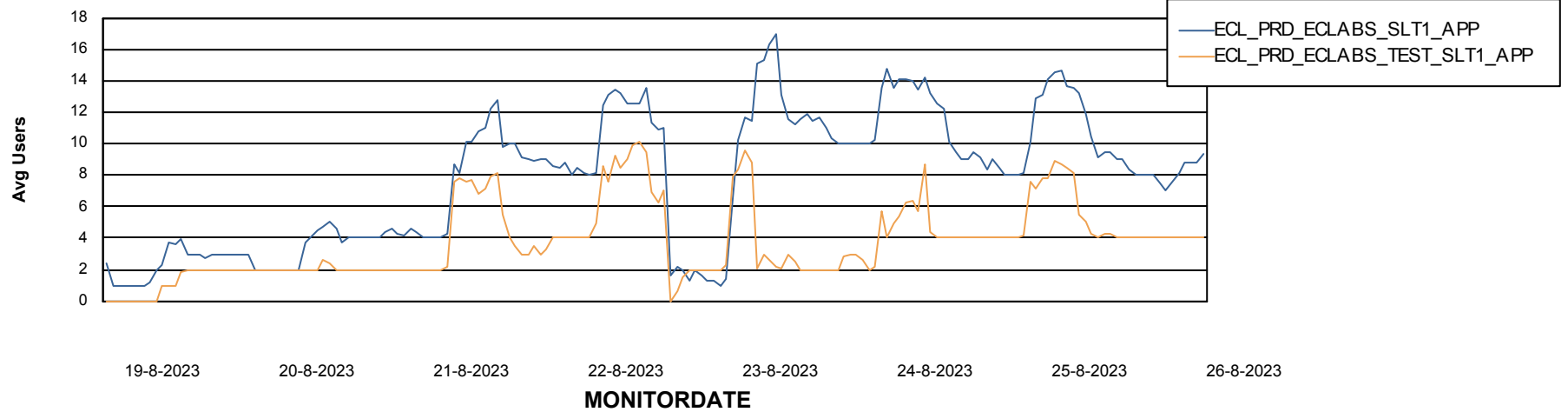


## ABSSolute Application Server Services

### Avg memory used per ABS Server Service



### Avg users per day per ABS server



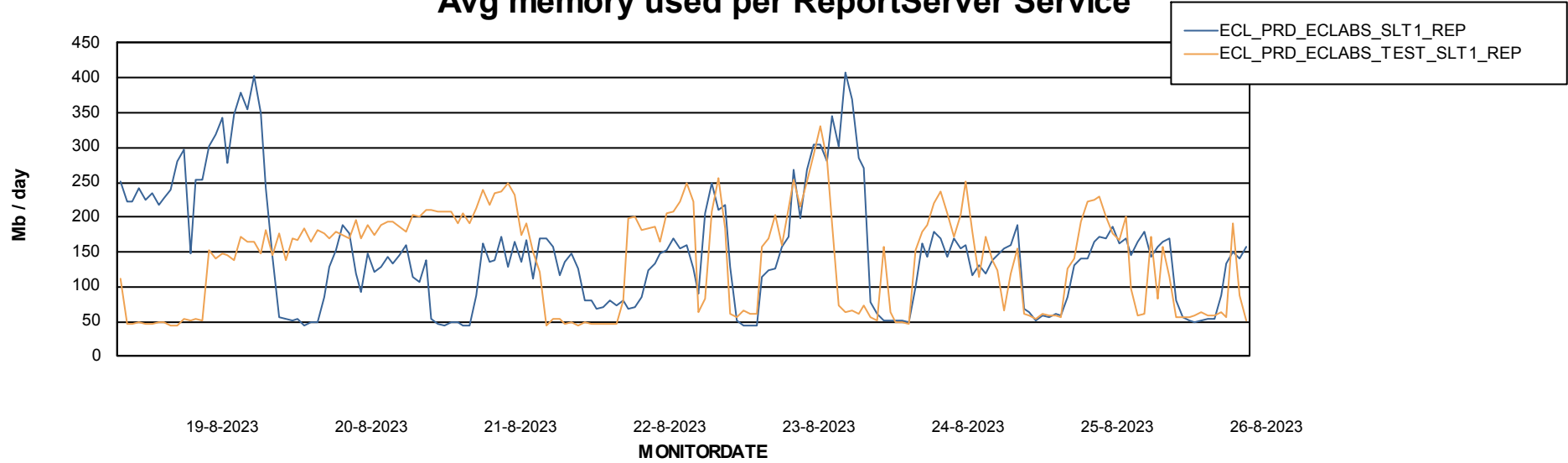
# Weekly SLA Customer Report

Customer ECL\_Production  
Database ID 156



## ABSSolute Application ReportServer Services

### Avg memory used per ReportServer Service



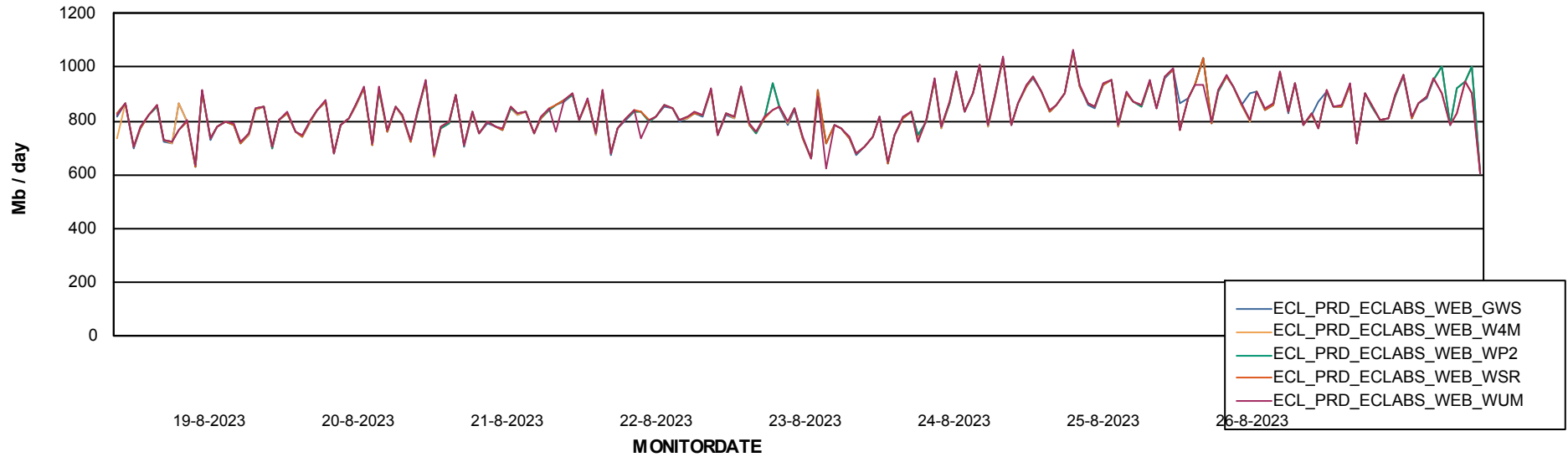
# Weekly SLA Customer Report

Customer ECL\_Production  
Database ID 156



## ABSSolute Web Component Services

### Avg memory used per ABS Web component



# Weekly SLA Customer Report

Customer ECL\_Production  
Database ID 156



### Disaster per ABS component

