

Weekly SLA Customer Report

Customer CIW Production
Database ID 45



Harddisk Usage CIW_PRD_ORACLE1

	Free disk space on C: (%)	Total disk space on C: (Gb)	Used disk space on C: (Gb)	Free disk space on D: (%)	Total disk space on D: (Gb)	Used disk space on D: (Gb)	Free disk space on E: (%)	Total disk space on E: (Gb)	Used disk space on E: (Gb)
26-8-2023	90	700	70	15	700	592	100	831	1
25-8-2023	90	700	70	18	700	575	100	831	1
24-8-2023	90	700	70	19	700	570	100	831	1
23-8-2023	90	700	70	21	700	551	100	831	1
22-8-2023	90	700	70	17	700	579	100	831	1
21-8-2023	90	700	70	16	700	589	100	831	1
20-8-2023	90	700	70	16	700	588	100	831	1

Harddisk Usage CIW_PRD_ORACLE2

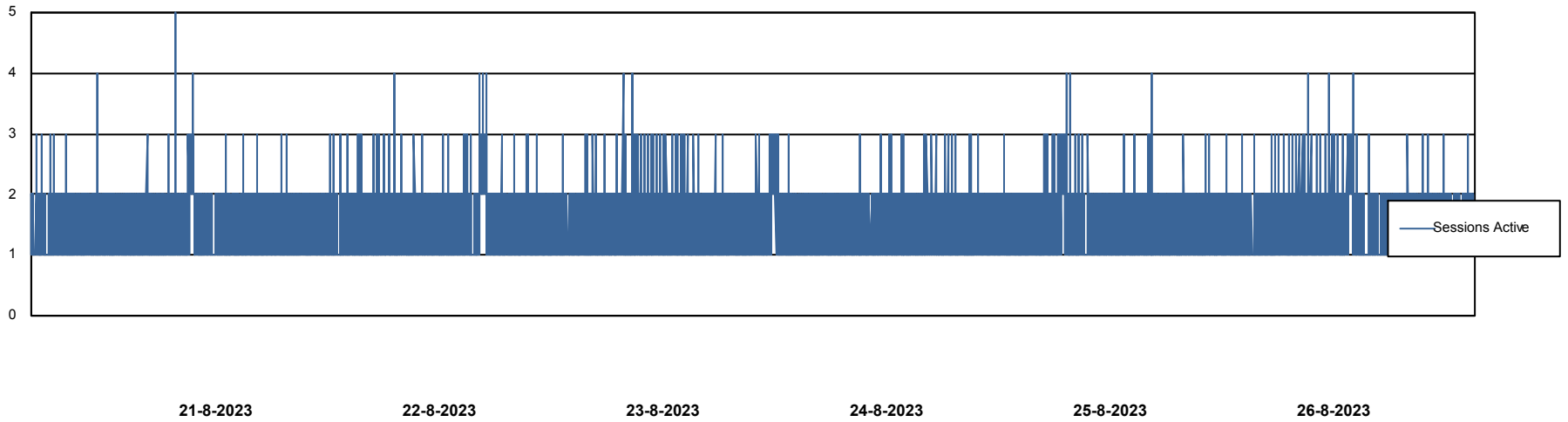
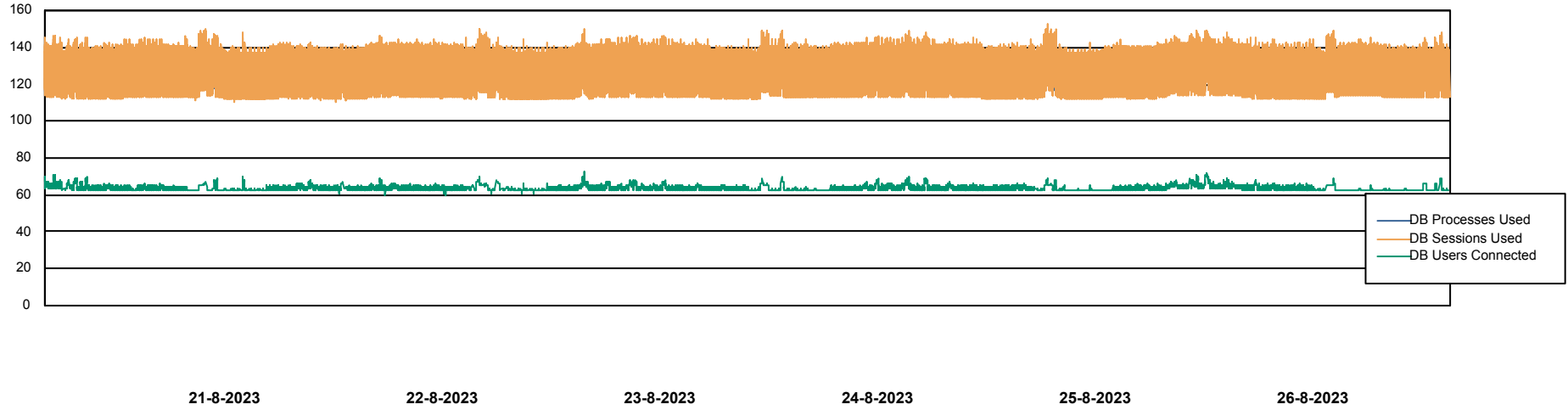
	Free disk space on C: (%)	Total disk space on C: (Gb)	Used disk space on C: (Gb)	Free disk space on D: (%)	Total disk space on D: (Gb)	Used disk space on D: (Gb)	Free disk space on E: (%)	Total disk space on E: (Gb)	Used disk space on E: (Gb)
26-8-2023	87	701	89	16	700	588	98	830	17
25-8-2023	87	701	89	16	700	588	98	830	17
24-8-2023	87	701	89	16	700	587	98	830	17
23-8-2023	87	701	89	16	700	586	98	830	17
22-8-2023	87	701	89	17	700	584	98	830	17
21-8-2023	87	701	89	17	700	583	98	830	17
20-8-2023	87	701	89	17	700	581	98	830	17

Weekly SLA Customer Report

Customer CIW Production
Database ID 45



Database Performance CIWDB_Production



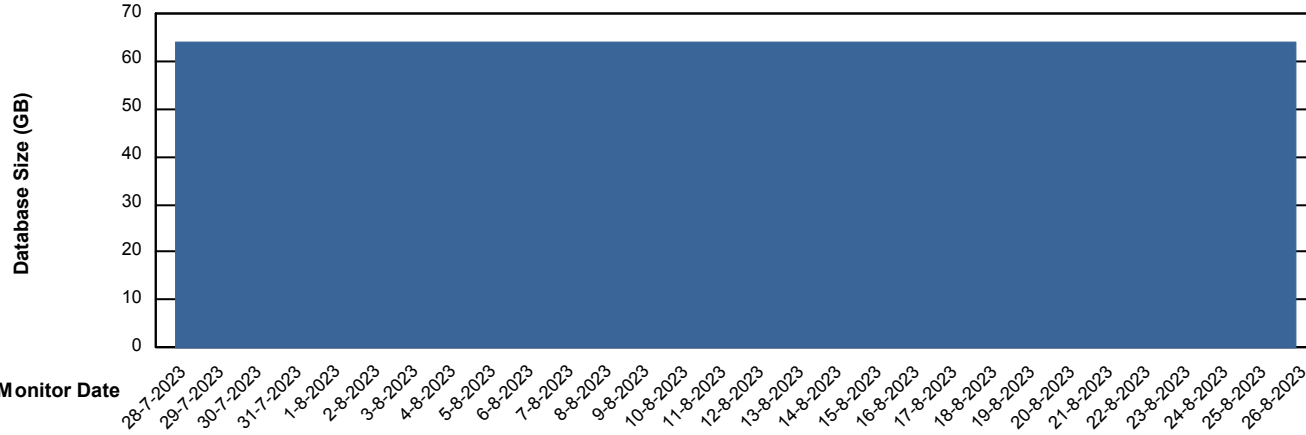
Weekly SLA Customer Report

Customer CIW Production
 Database ID 45



DATABASE SIZE CIWDB_Production

Database growth over last month



Database Tablespace CIWDB_Production

Date	Tablespace Name	Filesize (Gb)	Usedsize (Gb)	Percentage free
26-8-2023	ABSDATA	60	49	18
	INDX	12	7	40
25-8-2023	ABSDATA	60	49	18
	INDX	12	7	40
24-8-2023	ABSDATA	60	50	17
	INDX	12	7	40
23-8-2023	ABSDATA	60	50	17
	INDX	12	7	40
22-8-2023	ABSDATA	60	49	18
	INDX	12	7	40
21-8-2023	ABSDATA	60	49	18
	INDX	12	7	40
20-8-2023	ABSDATA	60	49	18
	INDX	12	7	40