

# Weekly SLA Customer Report

Customer SPI\_Production  
 Database ID 49



Harddisk Usage SPI\_PRD\_ORACLE1

	Free disk space on C: (%)	Total disk space on C: (Gb)	Used disk space on C: (Gb)	Free disk space on D: (%)	Total disk space on D: (Gb)	Used disk space on D: (Gb)
19-8-2023	44	79	45	55	100	45
18-8-2023	44	79	45	55	100	45
17-8-2023	44	79	45	55	100	45
16-8-2023	44	79	45	55	100	45
15-8-2023	44	79	45	55	100	45
14-8-2023	44	79	45	55	100	45
13-8-2023	44	79	45	55	100	45

Harddisk Usage SPI\_PRD\_ORACLE2

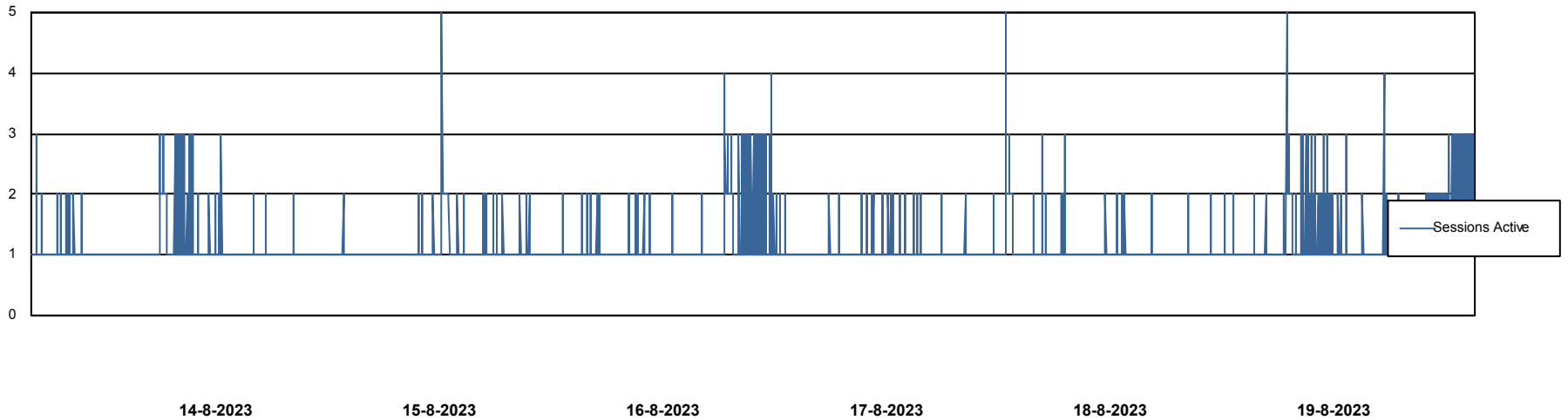
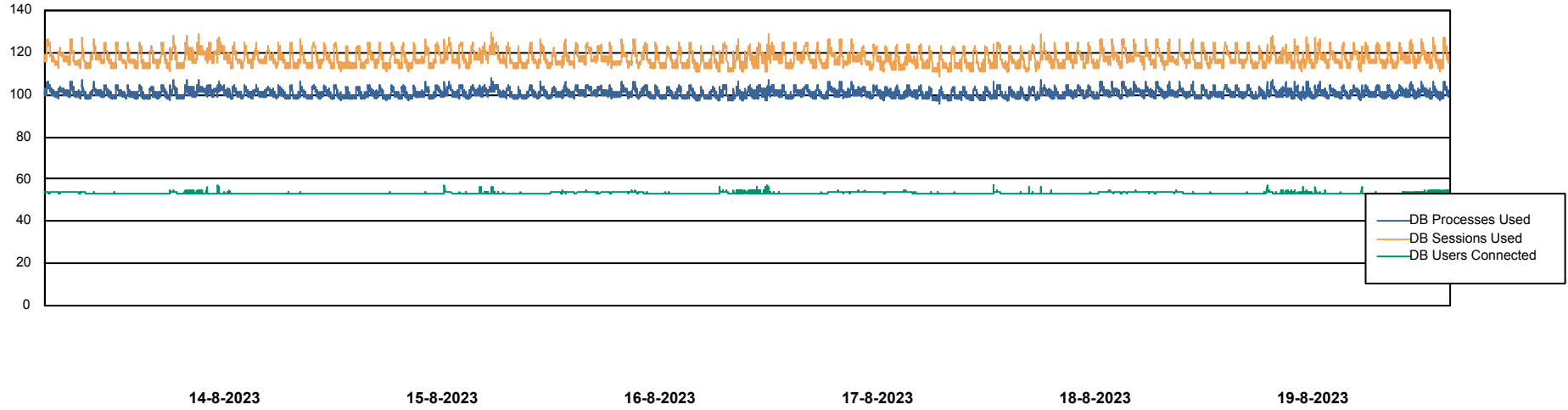
	Free disk space on C: (%)	Total disk space on C: (Gb)	Used disk space on C: (Gb)	Free disk space on D: (%)	Total disk space on D: (Gb)	Used disk space on D: (Gb)
19-8-2023	45	79	44	59	150	62
18-8-2023	45	79	44	59	150	62
17-8-2023	45	79	44	59	150	62
16-8-2023	45	79	44	59	150	62
15-8-2023	45	79	44	59	150	62
14-8-2023	45	79	44	58	150	62
13-8-2023	45	79	44	58	150	62

# Weekly SLA Customer Report

Customer SPI\_Production  
Database ID 49



## Database Performance SPIDB\_Production



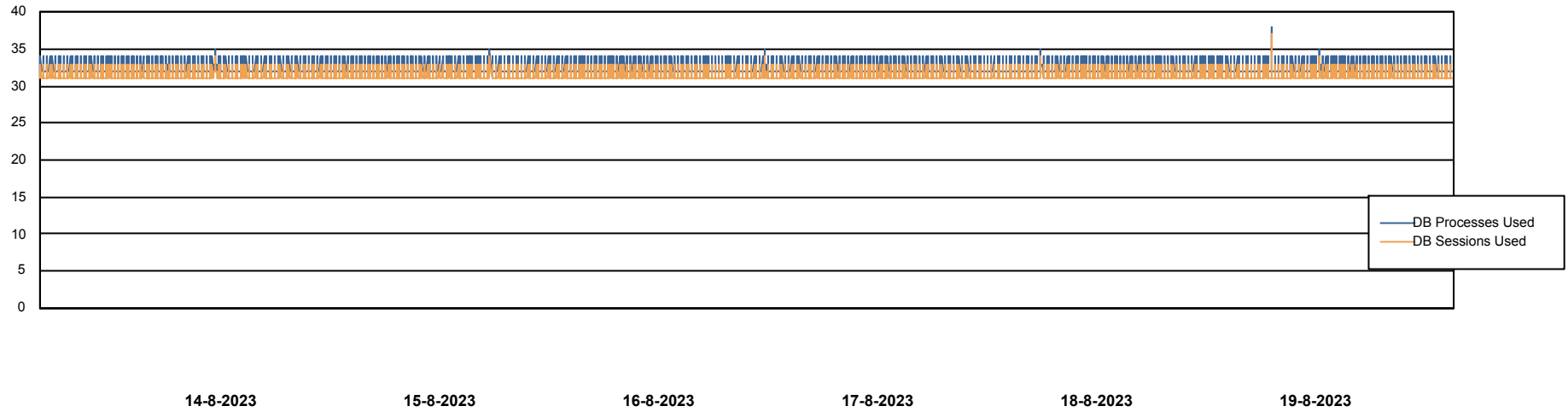
# Weekly SLA Customer Report

Customer SPI\_Production  
Database ID 49



Database Performance SPIDB\_Standby

DB Processes Max 500



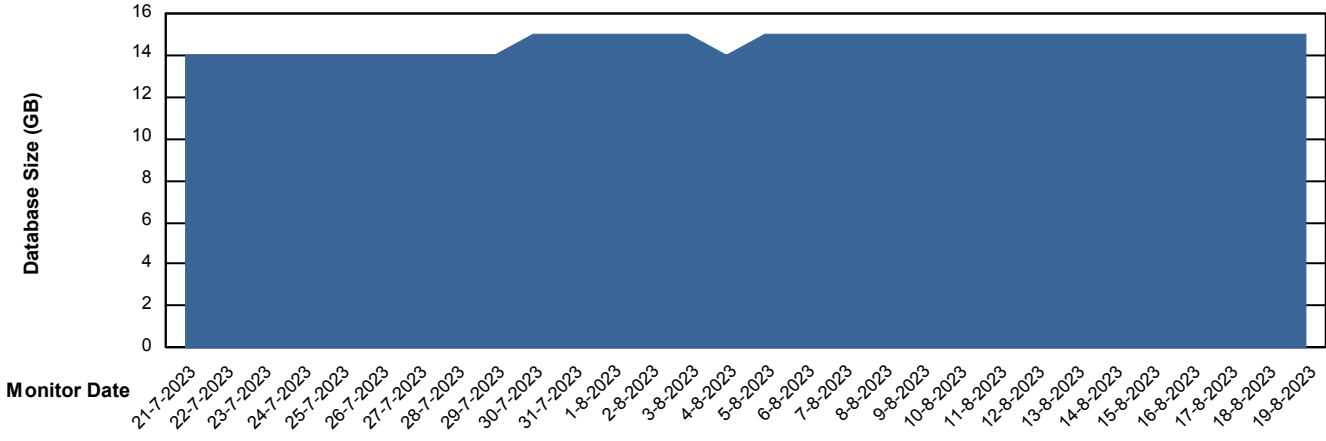
# Weekly SLA Customer Report

Customer SPI\_Production  
 Database ID 49



DATABASE SIZE SPIDB\_Production

Database growth over last month



Database Tablespace SPIDB\_Production

Date	Tablespace Name	Filesize (Gb)	Usedsize (Gb)	Percentage free
19-8-2023	ABSDATA	5	3	45
	INDX	8	5	42
18-8-2023	ABSDATA	5	3	45
	INDX	8	5	42
17-8-2023	ABSDATA	5	3	45
	INDX	8	5	42
16-8-2023	ABSDATA	5	3	45
	INDX	8	5	42
15-8-2023	ABSDATA	5	3	45
	INDX	8	5	43
14-8-2023	ABSDATA	5	3	45
	INDX	8	5	43
13-8-2023	ABSDATA	5	3	45
	INDX	8	5	43

# Weekly SLA Customer Report

Customer SPI\_Production  
Database ID 49



Standby Database Health SPI\_Production

### Recovery lag for last 7 days

