

# Weekly SLA Customer Report

Customer PHS\_Production  
Database ID 47



## Harddisk Usage PHS\_PRD\_GCAB992b

	Free disk space on C: (%)	Total disk space on C: (Gb)	Used disk space on C: (Gb)	Free disk space on D: (%)	Total disk space on D: (Gb)	Used disk space on D: (Gb)	Free disk space on E: (%)	Total disk space on E: (Gb)	Used disk space on E: (Gb)
19-8-2023	29	99	71	31	650	449	84	200	32
18-8-2023	29	99	70	23	650	501	86	200	29
17-8-2023	29	99	70	23	650	502	84	200	32
16-8-2023	29	99	70	23	650	502	84	200	32
15-8-2023	29	99	70	31	650	452	83	200	33
14-8-2023	29	99	70	23	650	502	84	200	32
13-8-2023	29	99	70	23	650	503	83	200	34

## Harddisk Usage PHS\_PRD\_GCAB993b

	Free disk space on C: (%)	Total disk space on C: (Gb)	Used disk space on C: (Gb)	Free disk space on D: (%)	Total disk space on D: (Gb)	Used disk space on D: (Gb)	Free disk space on E: (%)	Total disk space on E: (Gb)	Used disk space on E: (Gb)
19-8-2023	39	99	60	36	600	384	83	100	17
18-8-2023	39	99	60	36	600	384	83	100	17
17-8-2023	39	99	60	36	600	384	81	100	19
16-8-2023	40	99	60	36	600	384	80	100	20
15-8-2023	39	99	60	36	600	384	79	100	21
14-8-2023	40	99	60	36	600	384	80	100	20
13-8-2023	40	99	60	36	600	384	79	100	21

# Weekly SLA Customer Report

Customer PHS\_Production  
 Database ID 47



Harddisk Usage PHS\_PRD\_GCAB994b

	Free disk space on C: (%)	Total disk space on C: (Gb)	Used disk space on C: (Gb)	Free disk space on D: (%)	Total disk space on D: (Gb)	Used disk space on D: (Gb)	Free disk space on E: (%)	Total disk space on E: (Gb)	Used disk space on E: (Gb)
19-8-2023	28	99	72	28	600	433	34	150	99
18-8-2023	28	99	72	28	600	433	34	150	99
17-8-2023	27	99	72	28	600	433	34	150	99
16-8-2023	28	99	72	28	600	433	34	150	99
15-8-2023	28	99	72	28	600	433	34	150	99
14-8-2023	28	99	72	28	600	433	34	150	99
13-8-2023	28	99	72	28	600	433	34	150	99

Harddisk Usage PHS\_PRD\_GCAB995b

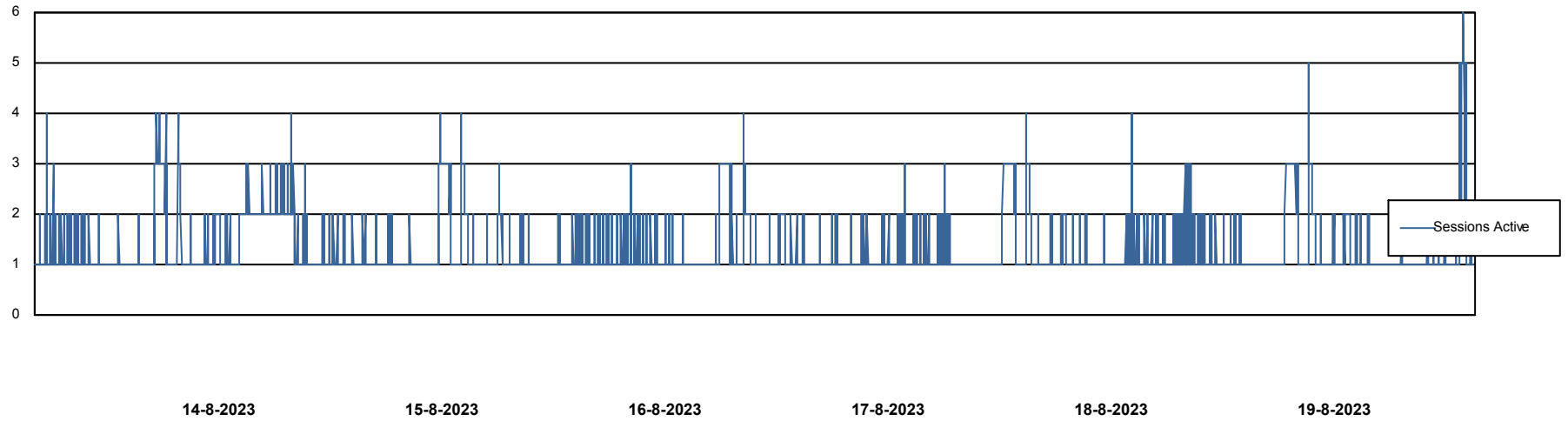
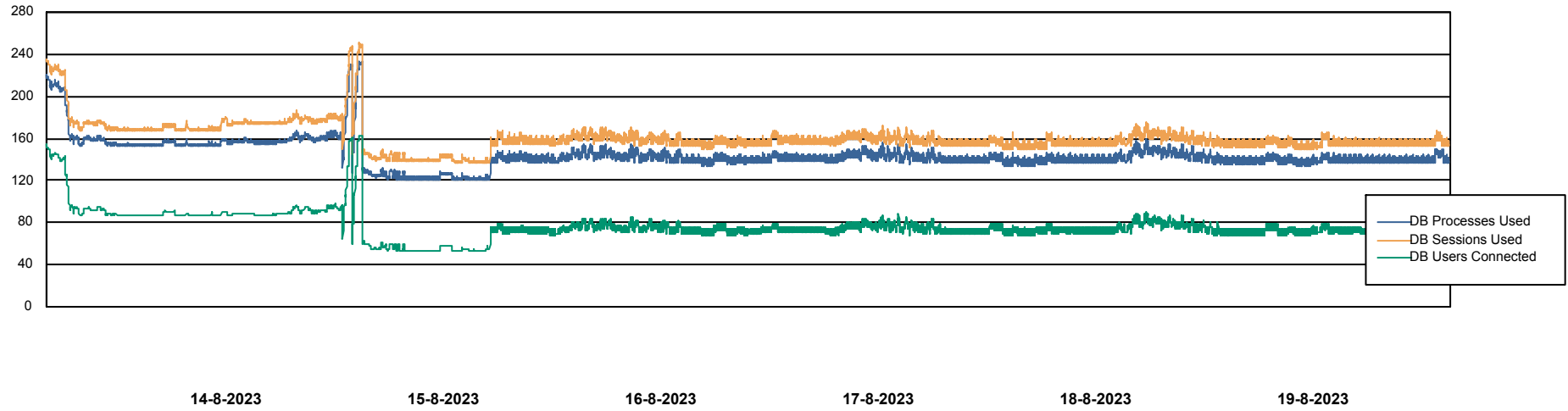
	Free disk space on C: (%)	Total disk space on C: (Gb)	Used disk space on C: (Gb)
19-8-2023	36	49	32
18-8-2023	36	49	32
17-8-2023	36	49	32
16-8-2023	36	49	32
15-8-2023	36	49	32
14-8-2023	36	49	32
13-8-2023	36	49	32

# Weekly SLA Customer Report

Customer PHS\_Production  
Database ID 47



## Database Performance PHSDB\_Production



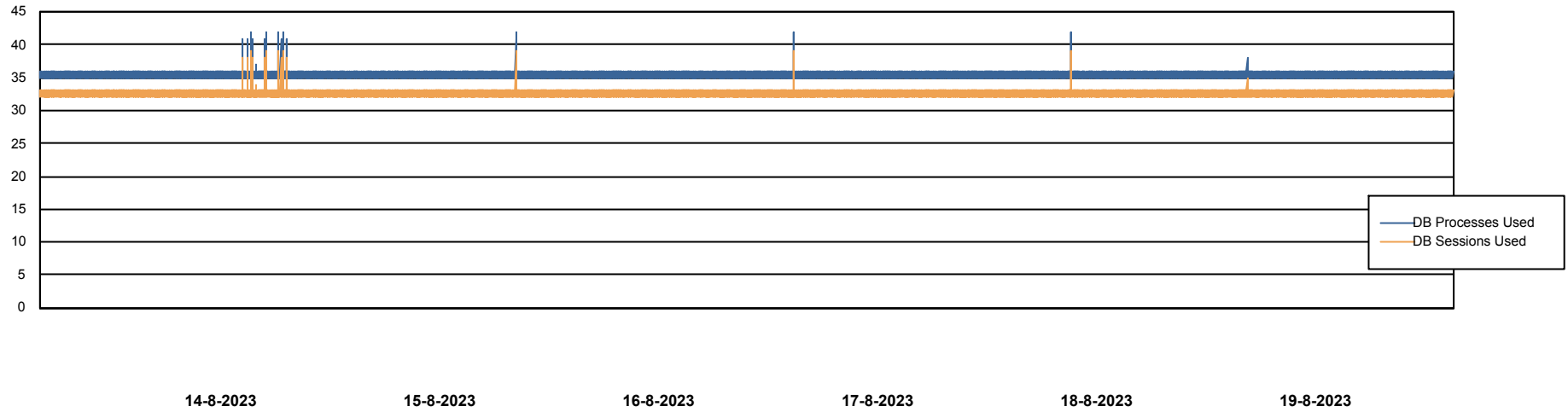
# Weekly SLA Customer Report

Customer PHS\_Production  
Database ID 47



Database Performance PHSDB\_Standby

DB Processes Max 1,000


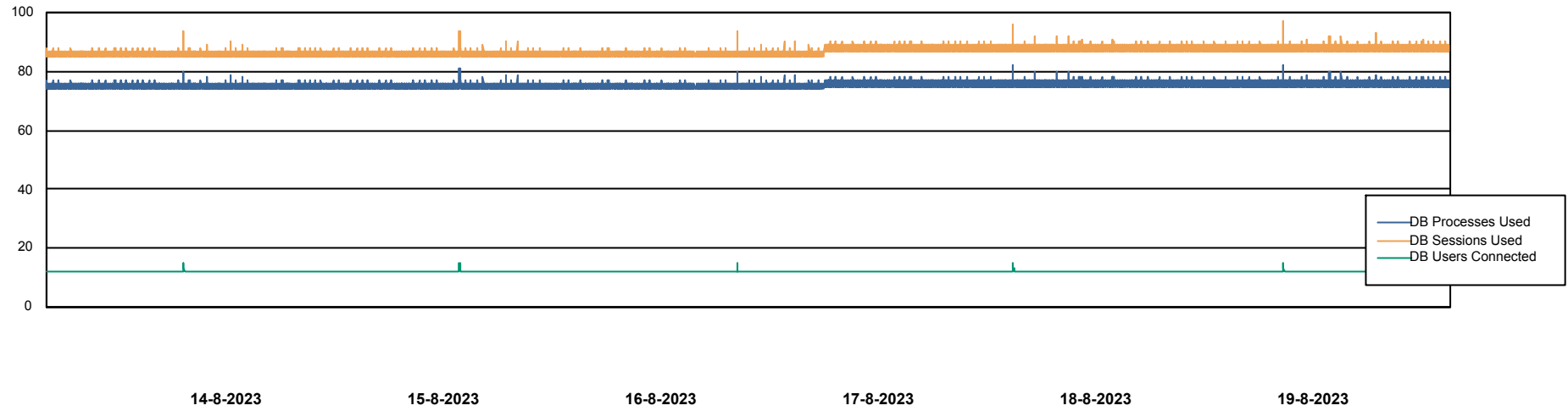


# Weekly SLA Customer Report

Customer PHS\_Production  
Database ID 47



## Database Performance PHSDB\_Test



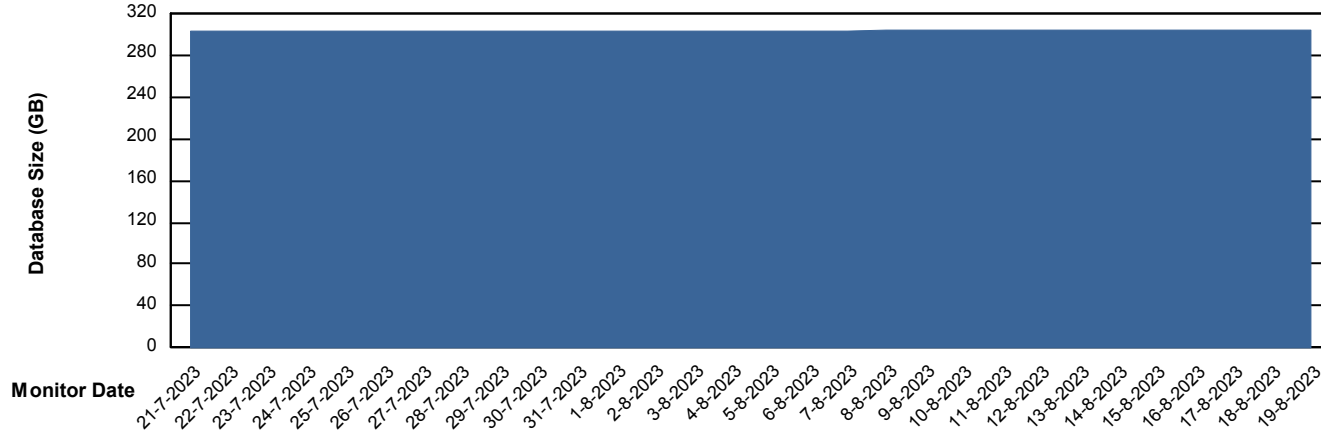
# Weekly SLA Customer Report

Customer PHS\_Production  
Database ID 47



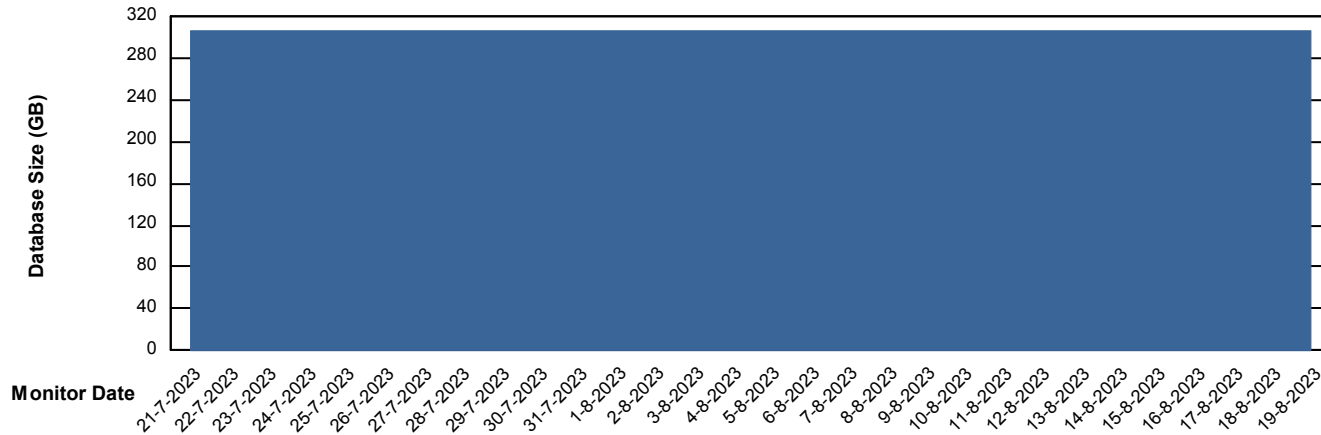
DATABASE SIZE PHSDB\_Production

## Database growth over last month



DATABASE SIZE PHSDB\_Test

## Database growth over last month



# Weekly SLA Customer Report

Customer PHS\_Production  
Database ID 47



## Database Tablespace PHSDB\_Production

Date	Tablespace Name	Filesize (Gb)	Usedsize (Gb)	Percentage free
19-8-2023	ABSDATA	140	116	17
	INDX	214	178	17
18-8-2023	ABSDATA	140	116	17
	INDX	214	178	17
17-8-2023	ABSDATA	140	116	17
	INDX	214	178	17
16-8-2023	ABSDATA	140	116	17
	INDX	214	178	17
15-8-2023	ABSDATA	140	116	17
	INDX	214	178	17
14-8-2023	ABSDATA	140	116	17
	INDX	214	178	17
13-8-2023	ABSDATA	140	116	17
	INDX	214	178	17

# Weekly SLA Customer Report

Customer PHS\_Production  
 Database ID 47

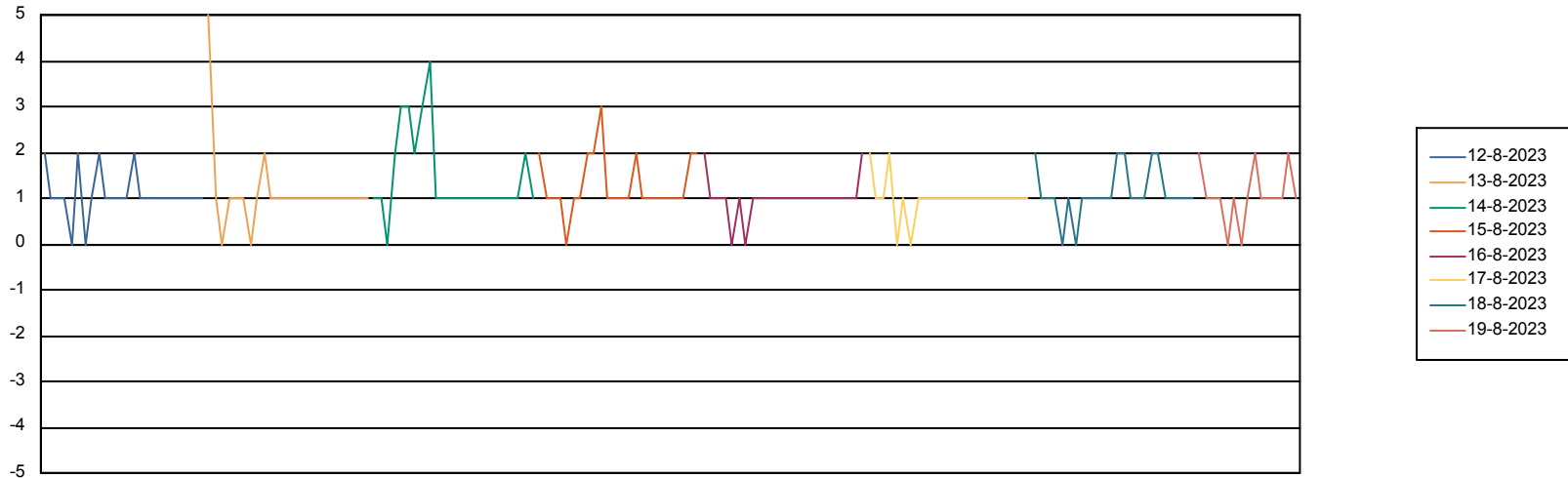


## Database Tablespace PHSDB\_Test

Date	Tablespace Name	Filesize (Gb)	Usedsize (Gb)	Percentage free
19-8-2023	ABSDATA	144	110	24
	INDX	192	146	24
18-8-2023	ABSDATA	144	110	24
	INDX	192	146	24
17-8-2023	ABSDATA	144	110	24
	INDX	192	146	24
16-8-2023	ABSDATA	144	110	24
	INDX	192	146	24
15-8-2023	ABSDATA	144	110	24
	INDX	192	146	24
14-8-2023	ABSDATA	144	110	24
	INDX	192	146	24
13-8-2023	ABSDATA	144	110	24
	INDX	192	146	24

## Standby Database Health PHS\_Production

Recovery lag for last 7 days



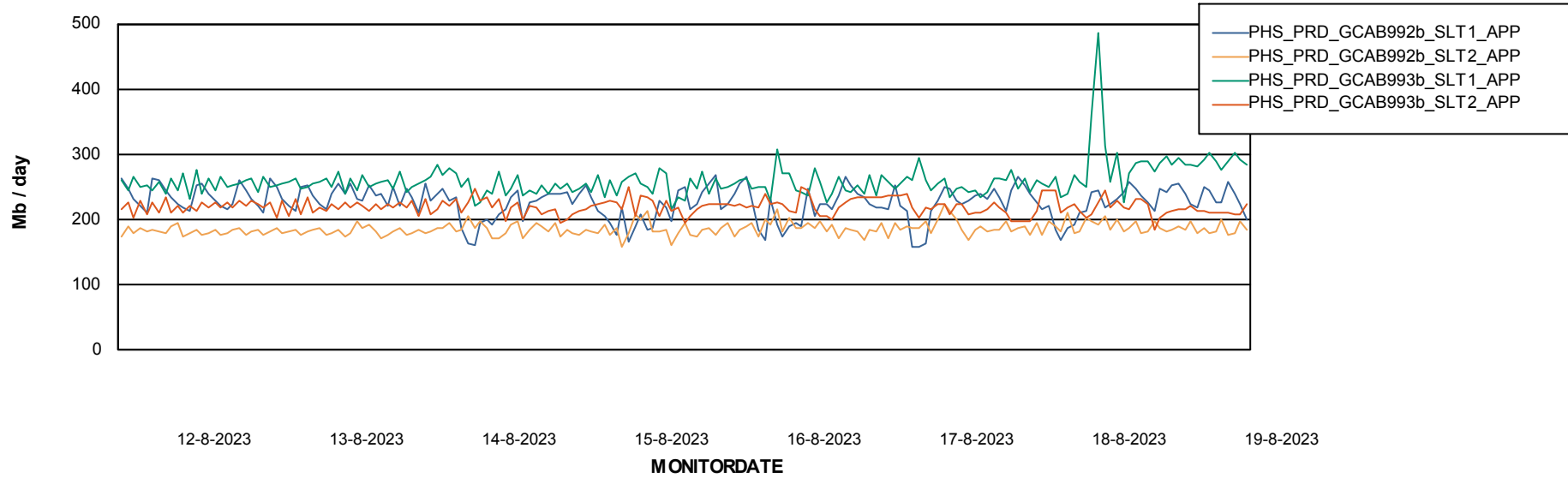
# Weekly SLA Customer Report

Customer PHS\_Production  
Database ID 47

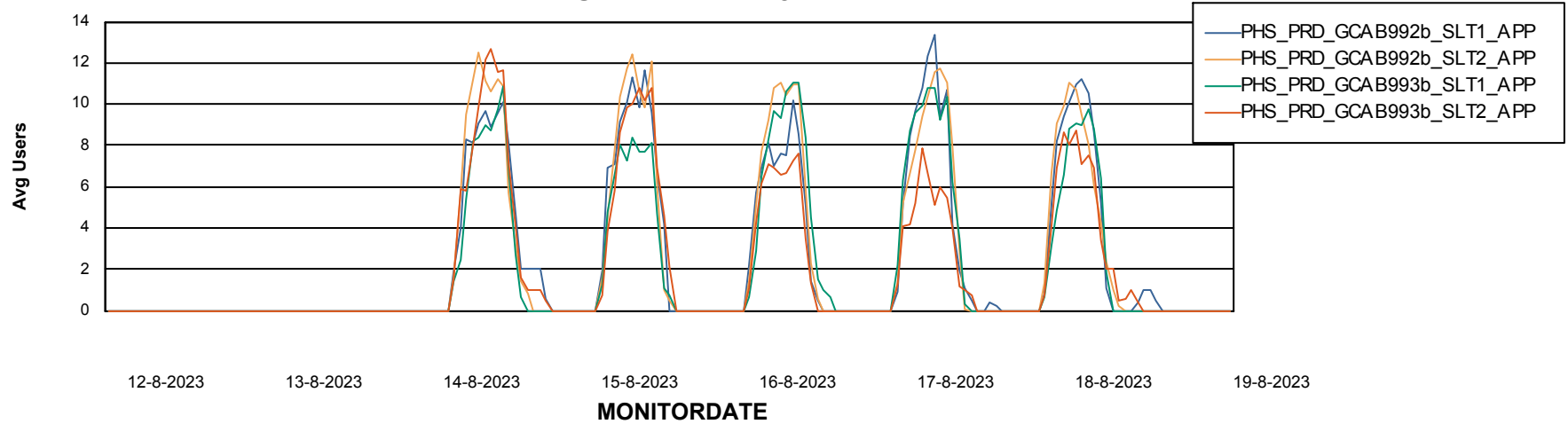


## ABSSolute Application Server Services

### Avg memory used per ABS Server Service



### Avg users per day per ABS server



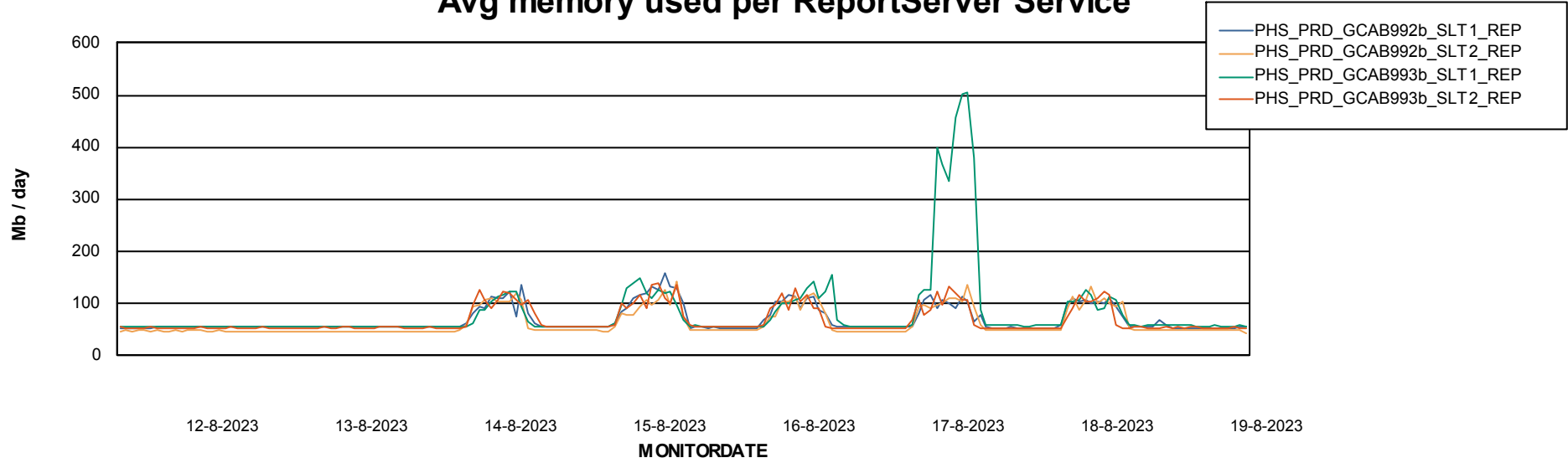
# Weekly SLA Customer Report

Customer PHS\_Production  
Database ID 47



## ABSSolute Application ReportServer Services

### Avg memory used per ReportServer Service



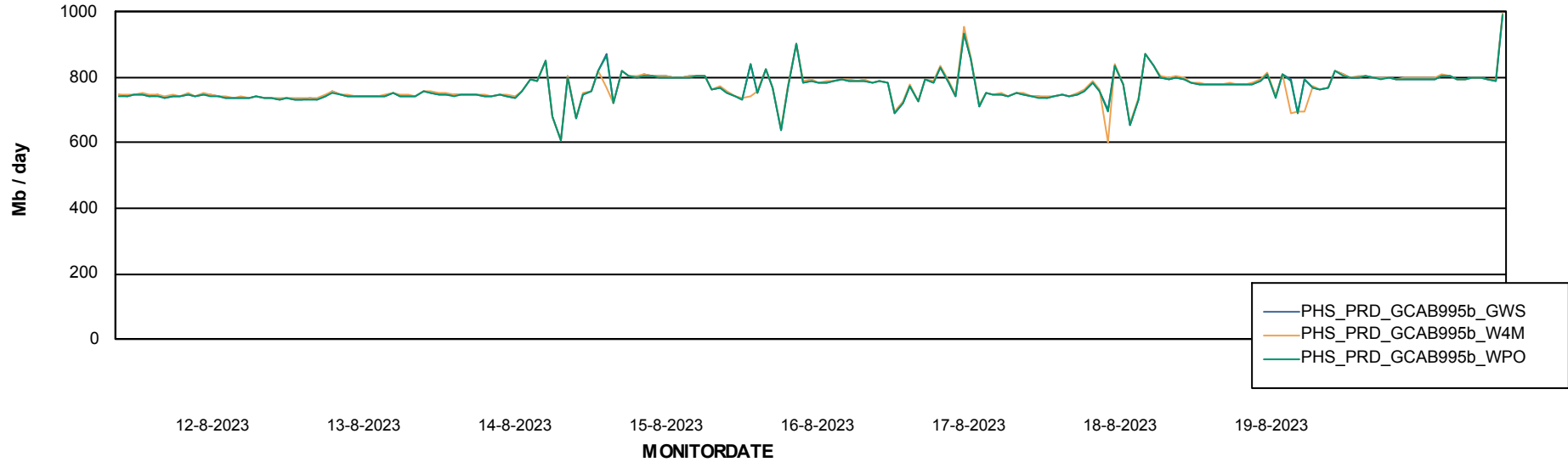
# Weekly SLA Customer Report

Customer PHS\_Production  
Database ID 47



## ABSSolute Web Component Services

### Avg memory used per ABS Web component



# Weekly SLA Customer Report

Customer PHS\_Production  
Database ID 47



## Disaster per ABS component

