

Weekly SLA Customer Report

Customer CIW Production
Database ID 45



Harddisk Usage CIW_PRD_ORACLE1

	Free disk space on C: (%)	Total disk space on C: (Gb)	Used disk space on C: (Gb)	Free disk space on D: (%)	Total disk space on D: (Gb)	Used disk space on D: (Gb)	Free disk space on E: (%)	Total disk space on E: (Gb)	Used disk space on E: (Gb)
19-8-2023	90	700	70	16	700	589	100	831	1
18-8-2023	90	700	70	16	700	585	100	831	1
17-8-2023	90	700	70	17	700	584	100	831	1
16-8-2023	90	700	70	17	700	582	100	831	1
15-8-2023	90	700	70	17	700	581	100	831	1
14-8-2023	90	700	70	17	700	579	100	831	1
13-8-2023	90	700	70	17	700	578	100	831	1

Harddisk Usage CIW_PRD_ORACLE2

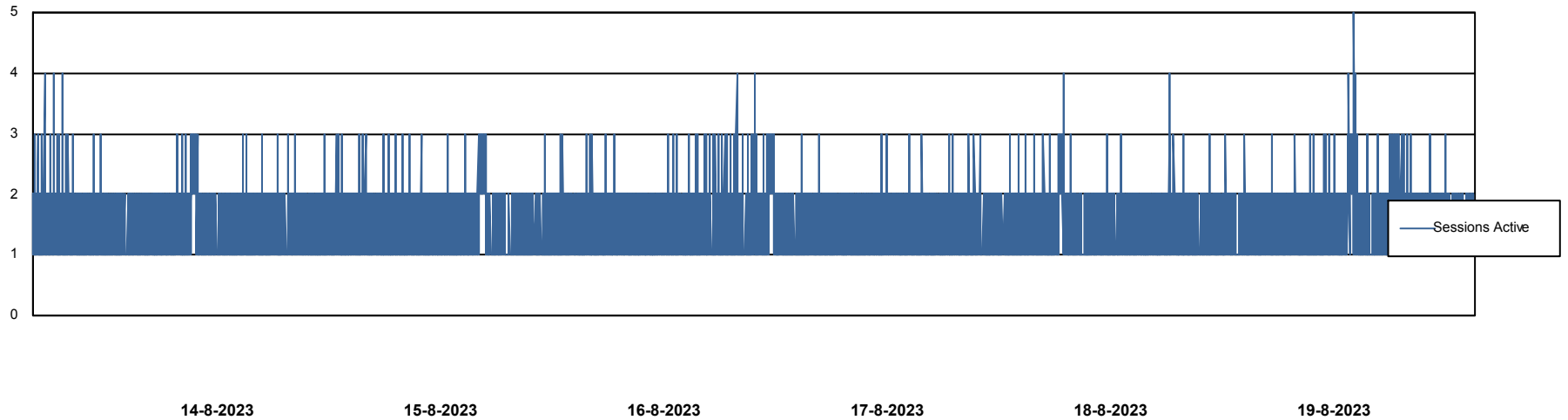
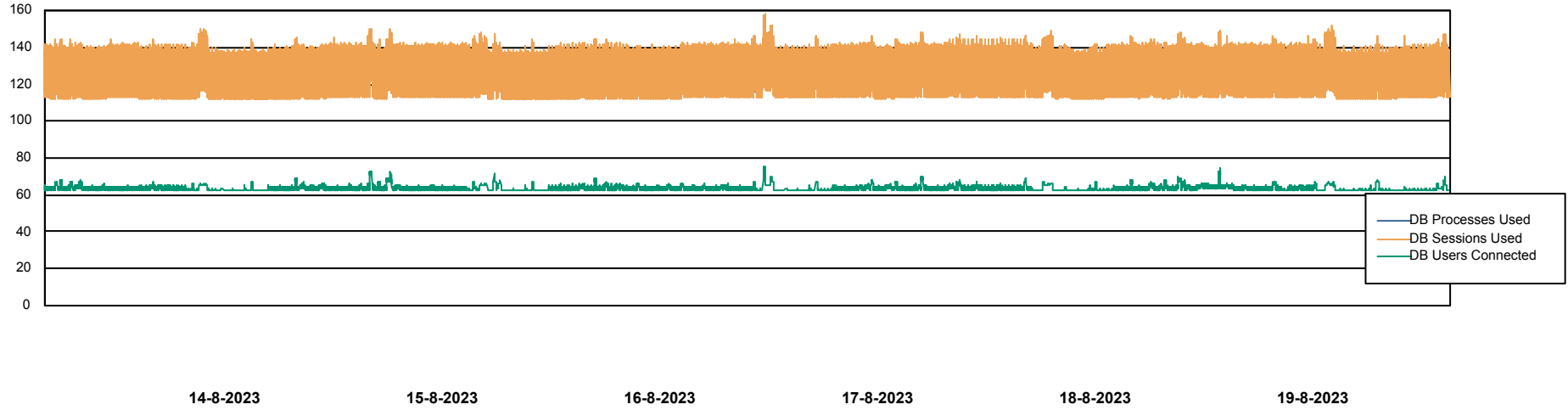
	Free disk space on C: (%)	Total disk space on C: (Gb)	Used disk space on C: (Gb)	Free disk space on D: (%)	Total disk space on D: (Gb)	Used disk space on D: (Gb)	Free disk space on E: (%)	Total disk space on E: (Gb)	Used disk space on E: (Gb)
19-8-2023	87	701	89	17	700	580	98	830	17
18-8-2023	87	701	89	17	700	579	98	830	17
17-8-2023	87	701	89	18	700	577	98	830	17
16-8-2023	87	701	89	18	700	576	98	830	17
15-8-2023	87	701	89	18	700	574	98	830	17
14-8-2023	87	701	89	18	700	573	98	830	17
13-8-2023	87	701	89	18	700	571	98	830	17

Weekly SLA Customer Report

Customer CIW Production
Database ID 45



Database Performance CIWDB_Production



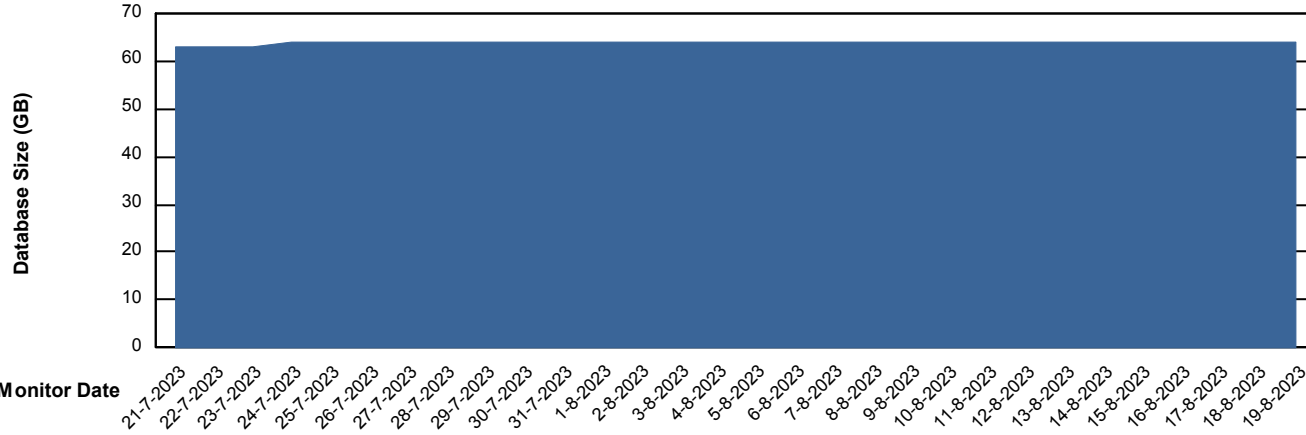
Weekly SLA Customer Report

Customer CIW Production
 Database ID 45



DATABASE SIZE CIWDB_Production

Database growth over last month



Database Tablespace CIWDB_Production

Date	Tablespace Name	Filesize (Gb)	Usedsize (Gb)	Percentage free
19-8-2023	ABSDATA	60	49	18
	INDX	12	7	40
18-8-2023	ABSDATA	60	49	18
	INDX	12	7	40
17-8-2023	ABSDATA	60	49	18
	INDX	12	7	40
16-8-2023	ABSDATA	60	49	18
	INDX	12	7	40
15-8-2023	ABSDATA	60	49	18
	INDX	12	7	40
14-8-2023	ABSDATA	60	49	18
	INDX	12	7	40
13-8-2023	ABSDATA	60	49	18
	INDX	12	7	40