

Weekly SLA Customer Report

Customer VEN_Production
 Database ID 35



Harddisk Usage VEN_PRD_VENABS06_DB

	Free disk space on C: (%)	Total disk space on C: (Gb)	Used disk space on C: (Gb)	Free disk space on D: (%)	Total disk space on D: (Gb)	Used disk space on D: (Gb)	Free disk space on E: (%)	Total disk space on E: (Gb)	Used disk space on E: (Gb)
7-8-2023	53	102	48	17	611	505	81	400	78
6-8-2023	53	102	48	16	601	505	82	400	71
5-8-2023	53	102	48	16	601	505	82	400	72
4-8-2023	53	102	48	16	601	505	82	400	74
3-8-2023	53	102	48	16	601	505	81	400	76
2-8-2023	53	102	48	16	601	505	85	400	61
1-8-2023	53	102	48	16	601	505	85	400	60

Harddisk Usage VEN_PRD_VENABS07_SB-DB

	Free disk space on C: (%)	Total disk space on C: (Gb)	Used disk space on C: (Gb)	Free disk space on D: (%)	Total disk space on D: (Gb)	Used disk space on D: (Gb)	Free disk space on E: (%)	Total disk space on E: (Gb)	Used disk space on E: (Gb)
7-8-2023	42	102	59	26	1,000	743	88	400	50
6-8-2023	42	102	59	26	1,000	743	88	400	48
5-8-2023	42	102	59	26	1,000	743	88	400	50
4-8-2023	42	102	59	26	1,000	743	87	400	51
3-8-2023	42	102	60	26	1,000	743	87	400	53
2-8-2023	42	102	59	26	1,000	743	87	400	52
1-8-2023	42	102	59	26	1,000	743	87	400	51

Weekly SLA Customer Report

Customer VEN_Production
 Database ID 35



Harddisk Usage VEN_PRD_VENABS08_BI

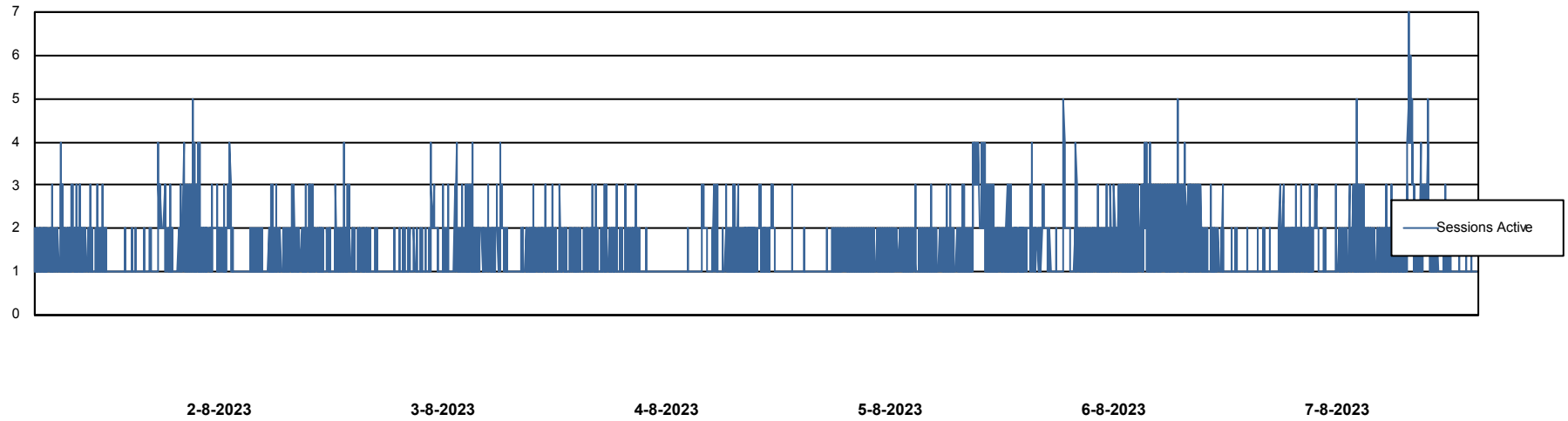
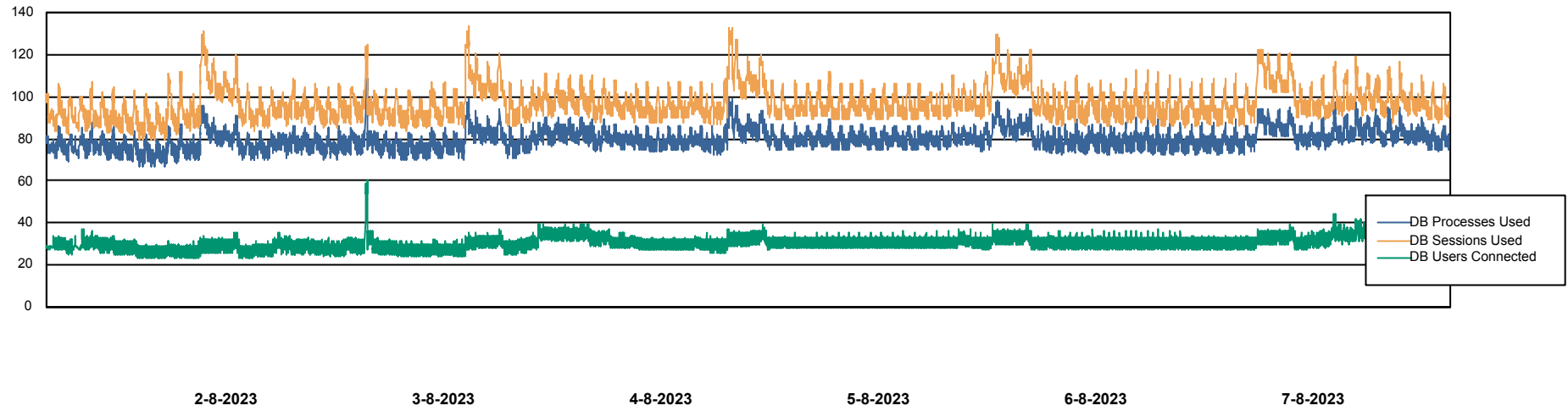
	Free disk space on C: (%)	Total disk space on C: (Gb)	Used disk space on C: (Gb)	Free disk space on D: (%)	Total disk space on D: (Gb)	Used disk space on D: (Gb)
7-8-2023	39	102	63	39	601	367
6-8-2023	39	102	63	39	601	367
5-8-2023	39	102	63	39	601	367
4-8-2023	39	102	63	39	601	367
3-8-2023	39	102	63	39	601	366
2-8-2023	39	102	63	39	601	366
1-8-2023	39	102	62	39	601	366

Weekly SLA Customer Report

Customer VEN_Production
Database ID 35



Database Performance VENDB_Production

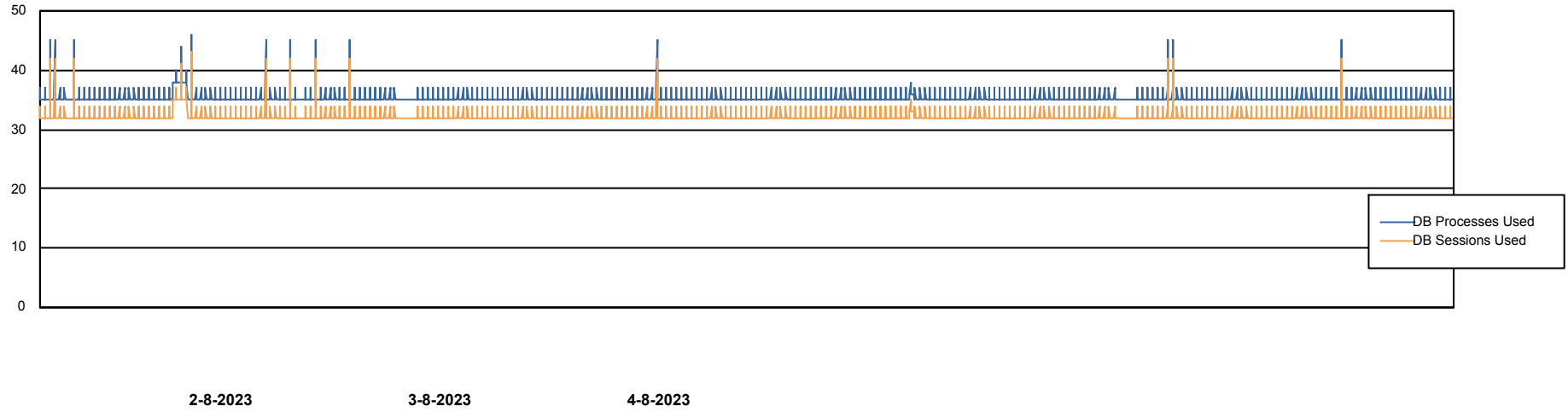


Weekly SLA Customer Report

Customer VEN_Production
Database ID 35

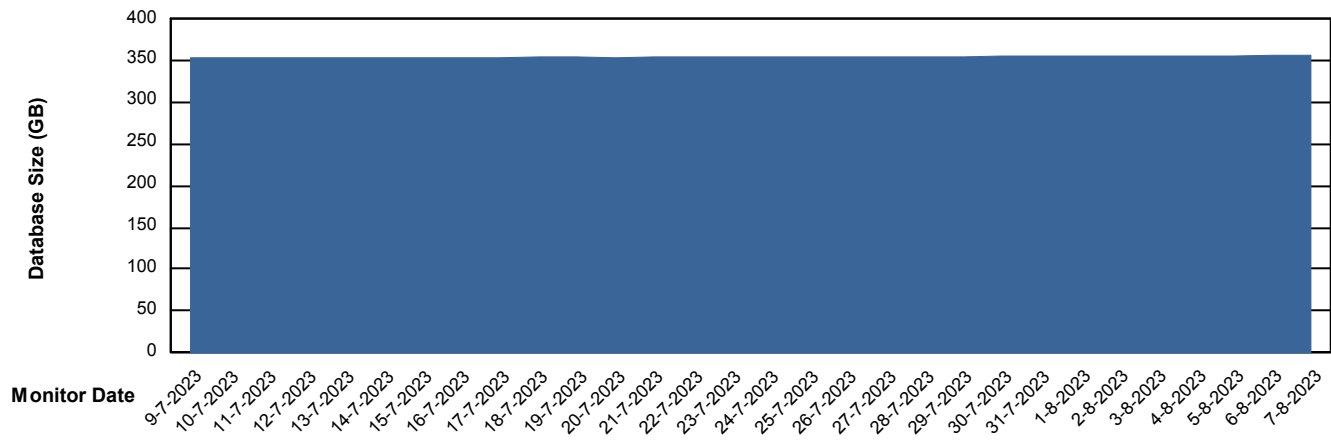


Database Performance VENDB_Standby



DATABASE SIZE VENDB_Production

Database growth over last month



Weekly SLA Customer Report

Customer VEN_Production
 Database ID 35

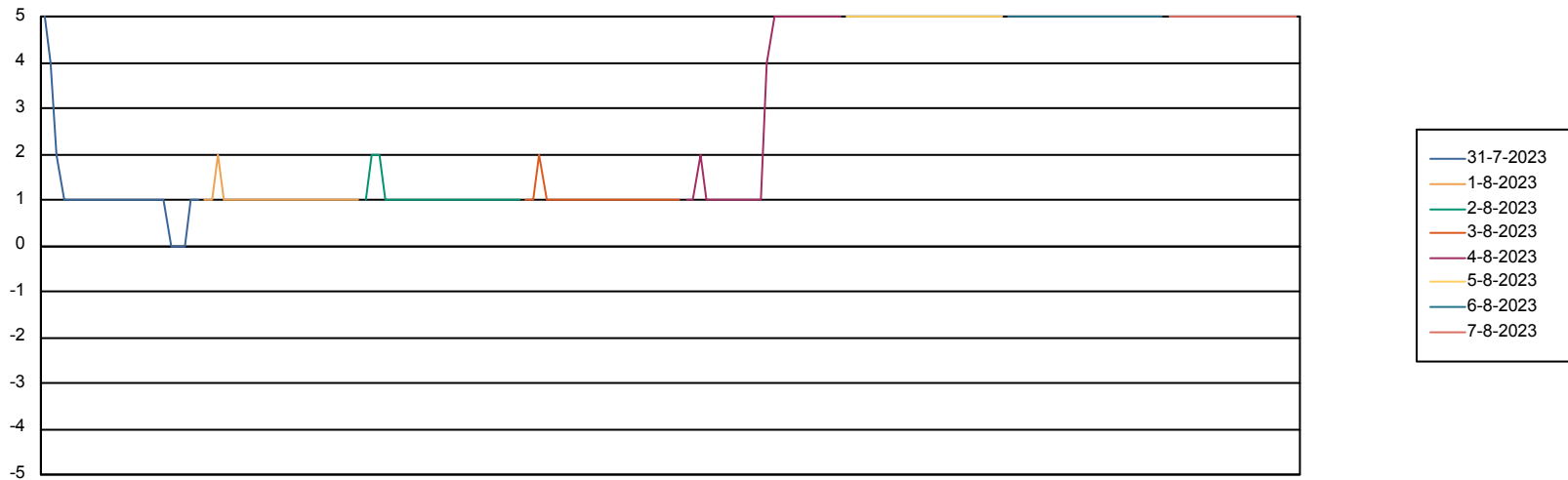


Database Tablespace VENDB_Production

Date	Tablespace Name	Filesize (Gb)	Usedsize (Gb)	Percentage free
7-8-2023	ABSDATA	222	181	18
	INDX	197	164	17
6-8-2023	ABSDATA	222	181	18
	INDX	197	164	17
5-8-2023	ABSDATA	222	181	18
	INDX	197	164	17
4-8-2023	ABSDATA	222	181	18
	INDX	197	164	17
3-8-2023	ABSDATA	222	181	18
	INDX	197	164	17
2-8-2023	ABSDATA	222	181	18
	INDX	197	164	17
1-8-2023	ABSDATA	222	181	18
	INDX	197	164	17

Standby Database Health VEN_Production

Recovery lag for last 7 days



Weekly SLA Customer Report

Customer VEN_Production
Database ID 35

