

Weekly SLA Customer Report

Customer NIX_Production
 Database ID 51



Harddisk Usage NIX_PRD_ABSAPP01

	Free disk space on C: (%)	Total disk space on C: (Gb)	Used disk space on C: (Gb)	Free disk space on E: (%)	Total disk space on E: (Gb)	Used disk space on E: (Gb)
7-8-2023	58	207	86	100	98	0
6-8-2023	58	207	86	100	98	0
5-8-2023	58	207	86	100	98	0
4-8-2023	58	207	86	100	98	0
3-8-2023	58	207	86	100	98	0
2-8-2023	58	207	86	100	98	0
1-8-2023	59	207	85	100	98	0

Harddisk Usage NIX_PRD_ABSAPP04

	Free disk space on C: (%)	Total disk space on C: (Gb)	Used disk space on C: (Gb)
7-8-2023	35	127	82
6-8-2023	35	127	82
5-8-2023	35	127	82
4-8-2023	35	127	82
3-8-2023	36	127	81
2-8-2023	36	127	80
1-8-2023	37	127	80

Weekly SLA Customer Report

Customer NIX_Production
 Database ID 51



Harddisk Usage NIX_PRD_ABSWEB02

	Free disk space on C: (%)	Total disk space on C: (Gb)	Used disk space on C: (Gb)
7-8-2023	86	300	42
6-8-2023	86	300	42
5-8-2023	86	300	42
4-8-2023	86	300	42
3-8-2023	86	300	42
2-8-2023	86	300	42
1-8-2023	86	300	42

Harddisk Usage NIX_PRD_NIXONABSBI

	Free disk space on C: (%)	Total disk space on C: (Gb)	Used disk space on C: (Gb)	Free disk space on E: (%)	Total disk space on E: (Gb)	Used disk space on E: (Gb)
7-8-2023	69	179	56	42	700	407
6-8-2023	69	179	56	46	700	381
5-8-2023	69	179	56	50	700	352
4-8-2023	57	508	248	53	700	332
3-8-2023	44	836	466	0	0	0
2-8-2023	44	836	469	0	0	0
1-8-2023	44	836	468	0	0	0

Weekly SLA Customer Report

Customer NIX_Production
 Database ID 51



Harddisk Usage NIX_PRD_ORCDB1

	Free disk space on C: (%)	Total disk space on C: (Gb)	Used disk space on C: (Gb)	Free disk space on D: (%)	Total disk space on D: (Gb)	Used disk space on D: (Gb)	Free disk space on E: (%)	Total disk space on E: (Gb)	Used disk space on E: (Gb)	Free disk space on F: (%)
7-8-2023	68	554	178	46	586	314	48	605	314	44
6-8-2023	68	554	177	46	586	314	48	605	314	44
5-8-2023	68	554	177	46	586	314	48	605	314	43
4-8-2023	68	554	177	46	586	314	48	605	314	43
3-8-2023	68	554	178	46	586	314	50	605	302	44
2-8-2023	57	554	237	46	586	314	51	605	299	43
1-8-2023	55	554	250	46	586	314	51	605	299	38

Harddisk Usage NIX_PRD_ORCDB2

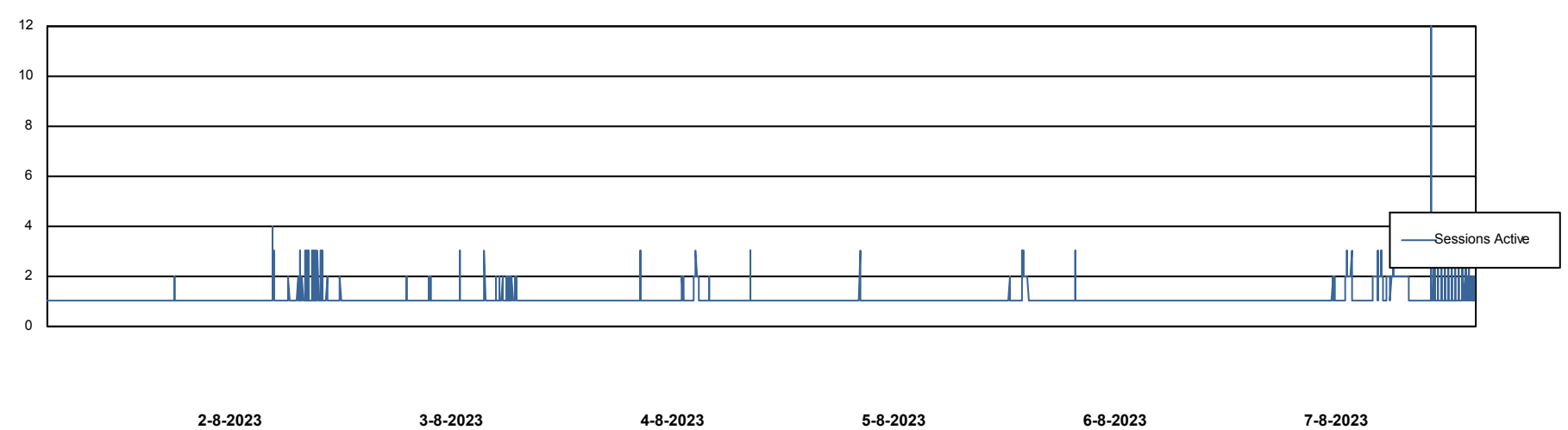
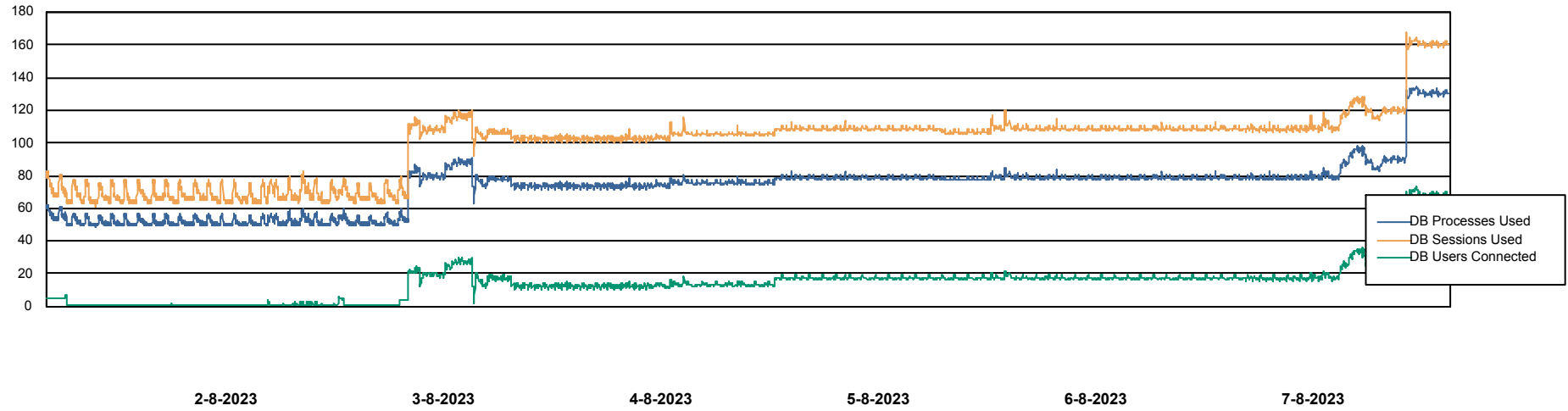
	Free disk space on C: (%)	Total disk space on C: (Gb)	Used disk space on C: (Gb)	Free disk space on D: (%)	Total disk space on D: (Gb)	Used disk space on D: (Gb)	Free disk space on E: (%)	Total disk space on E: (Gb)	Used disk space on E: (Gb)	Free disk space on F: (%)
7-8-2023	88	574	67	42	488	285	54	684	313	88
6-8-2023	88	574	67	42	488	285	54	684	313	88
5-8-2023	88	574	67	42	488	285	54	684	313	88
4-8-2023	88	574	68	42	488	285	54	684	314	87
3-8-2023	88	574	67	42	488	285	56	684	301	88
2-8-2023	88	574	68	42	488	285	56	684	299	88
1-8-2023	88	574	68	42	488	285	56	684	299	88

Weekly SLA Customer Report

Customer NIX_Production
Database ID 51



Database Performance NIXDB_BI

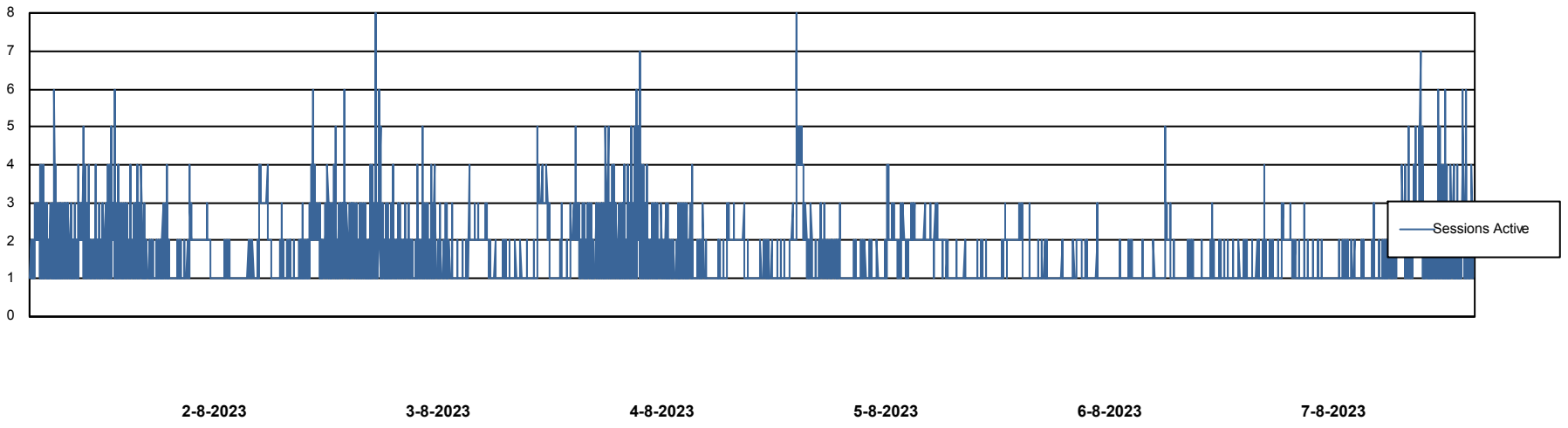
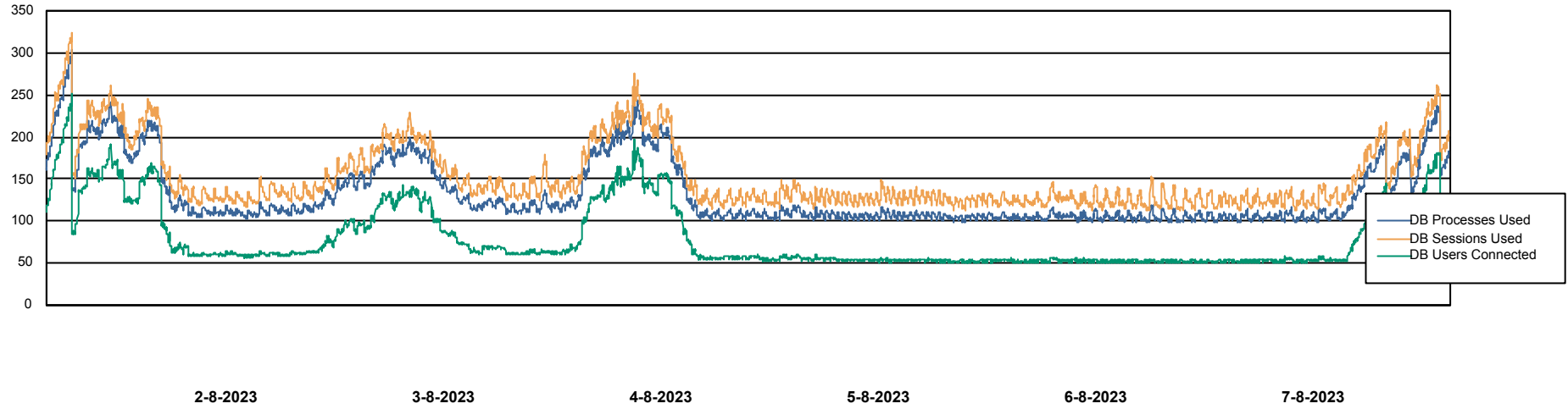


Weekly SLA Customer Report

Customer NIX_Production
Database ID 51



Database Performance NIXDB_Production



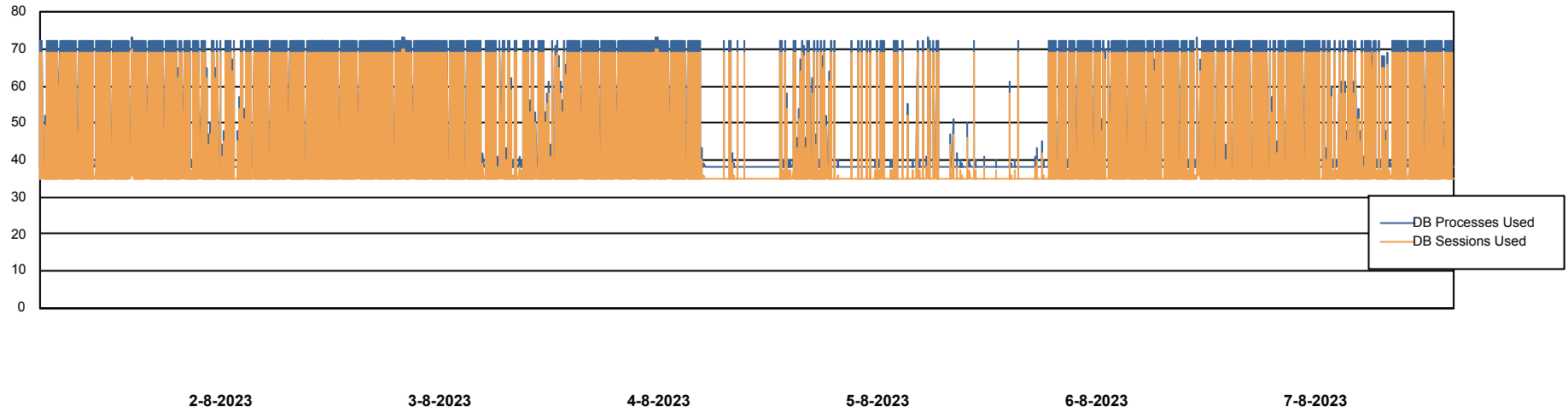
Weekly SLA Customer Report

Customer NIX_Production
Database ID 51



Database Performance NIXDB_Standby

DB Processes Max 300



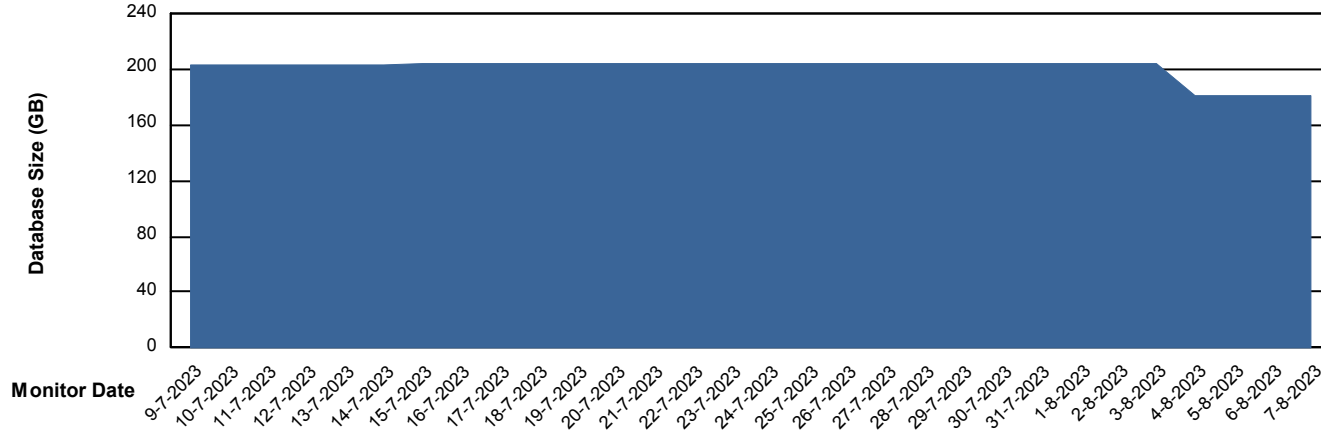
Weekly SLA Customer Report

Customer NIX_Production
Database ID 51



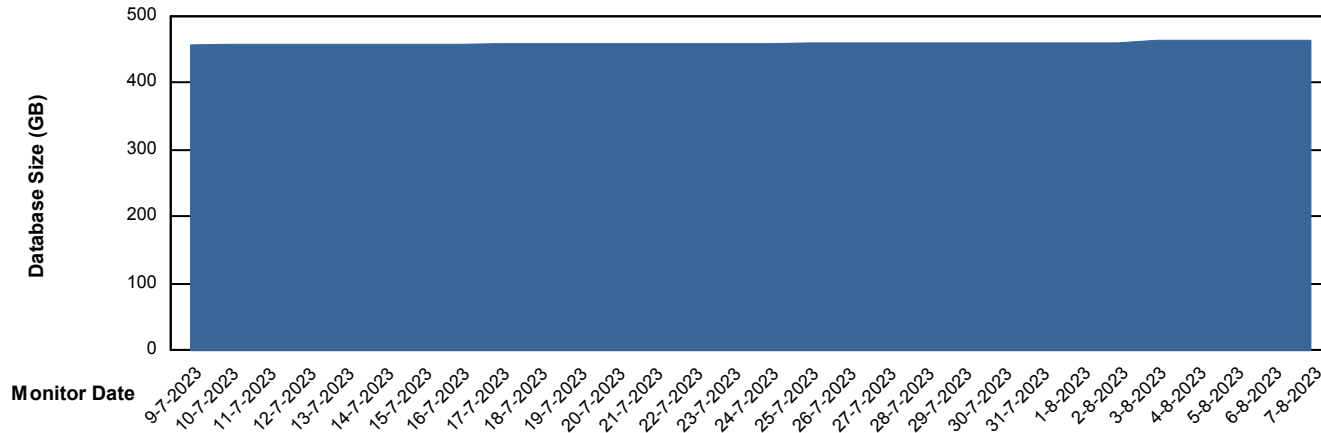
DATABASE SIZE NIXDB_BI

Database growth over last month



DATABASE SIZE NIXDB_Production

Database growth over last month



Weekly SLA Customer Report

Customer NIX_Production
 Database ID 51



Database Tablespace NIXDB_BI

Date	Tablespace Name	Filesize (Gb)	Usedsize (Gb)	Percentage free
7-8-2023	ABSDATA	100	83	17
	INDX	120	98	19
6-8-2023	ABSDATA	100	83	17
	INDX	120	98	19
5-8-2023	ABSDATA	100	83	17
	INDX	120	98	19
4-8-2023	ABSDATA	100	83	17
	INDX	120	98	19
3-8-2023	ABSDATA	104	84	20
	INDX	148	118	20
2-8-2023	ABSDATA	104	84	20
	INDX	148	118	20
1-8-2023	ABSDATA	104	84	20
	INDX	148	118	20

Weekly SLA Customer Report

Customer NIX_Production
 Database ID 51



Database Tablespace NIXDB_Production

Date	Tablespace Name	Filesize (Gb)	Usedsize (Gb)	Percentage free
7-8-2023	ABSDATA	226	187	17
	INDX	313	252	19
6-8-2023	ABSDATA	226	187	17
	INDX	313	252	19
5-8-2023	ABSDATA	226	187	17
	INDX	313	252	19
4-8-2023	ABSDATA	226	187	17
	INDX	313	252	19
3-8-2023	ABSDATA	226	187	17
	INDX	313	252	19
2-8-2023	ABSDATA	226	187	17
	INDX	298	249	17
1-8-2023	ABSDATA	226	187	17
	INDX	298	249	17

BI Status and last ETL error for NIXDB_BI

	wo 2/8/2023	do 3/8/2023	vr 4/8/2023	za 5/8/2023	zo 6/8/2023	ma 7/8/2023
ABS DataWarehouse ETL Health	OK	OK	Not OK	Not OK	Not OK	Not OK
ABS DWHStaging ETL Health	OK	OK	OK	OK	OK	OK

Weekly SLA Customer Report

Customer NIX_Production
Database ID 51



BI last ETL error for	NIXDB_BI
zo, 6-08-2023	None
ma, 7-08-2023	ORA-30926: unable to get a stable set of rows in the source tables
ma, 7-08-2023	None
zo, 6-08-2023	ORA-30926: unable to get a stable set of rows in the source tables
ma, 7-08-2023	None
do, 3-08-2023	None
vr, 4-08-2023	None
do, 3-08-2023	None
za, 5-08-2023	None
wo, 2-08-2023	None
di, 1-08-2023	None
vr, 4-08-2023	ORA-30926: unable to get a stable set of rows in the source tables
di, 1-08-2023	None
za, 5-08-2023	ORA-30926: unable to get a stable set of rows in the source tables
wo, 2-08-2023	None

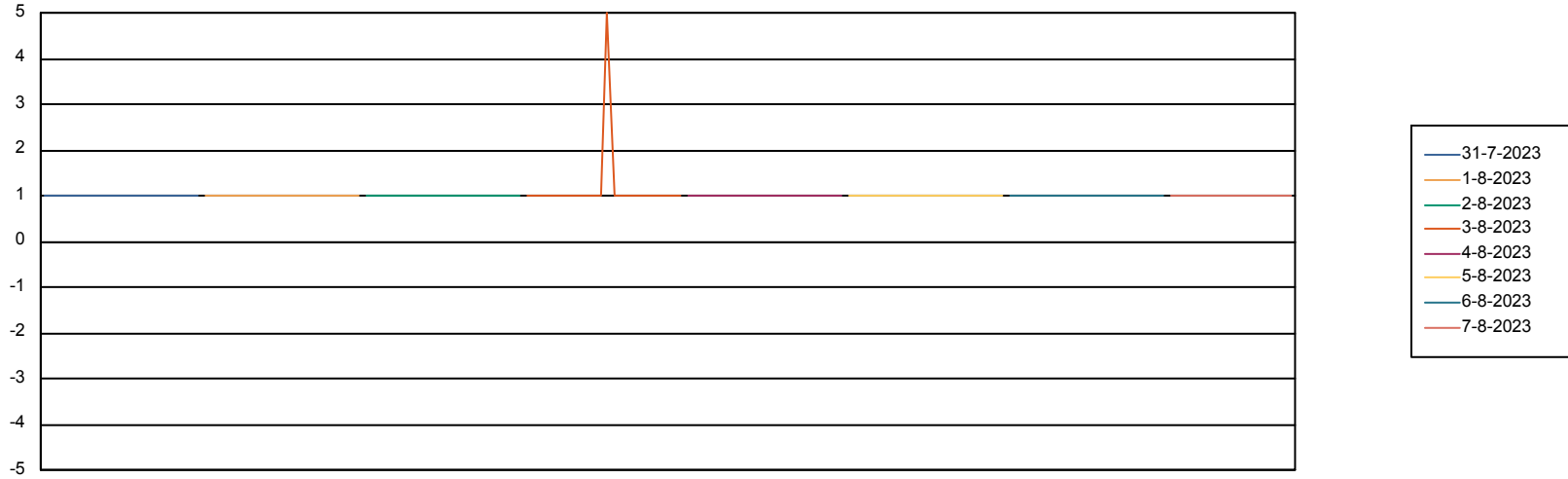
Weekly SLA Customer Report

Customer NIX_Production
Database ID 51



Standby Database Health NIX_Production

Recovery lag for last 7 days



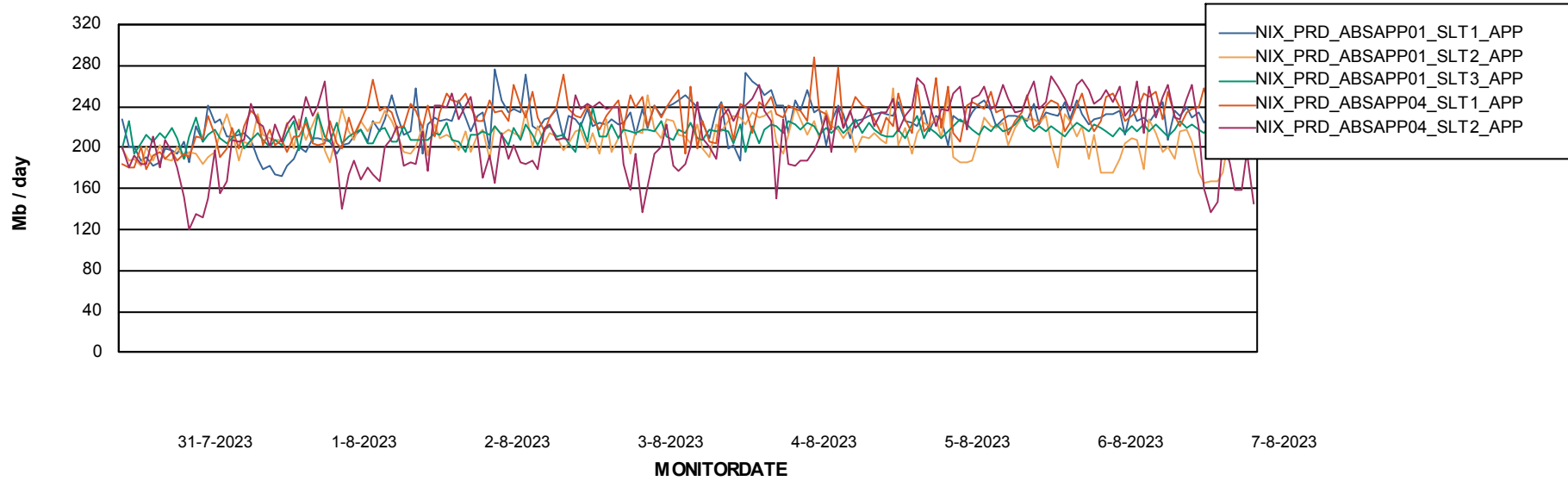
Weekly SLA Customer Report

Customer NIX_Production
Database ID 51

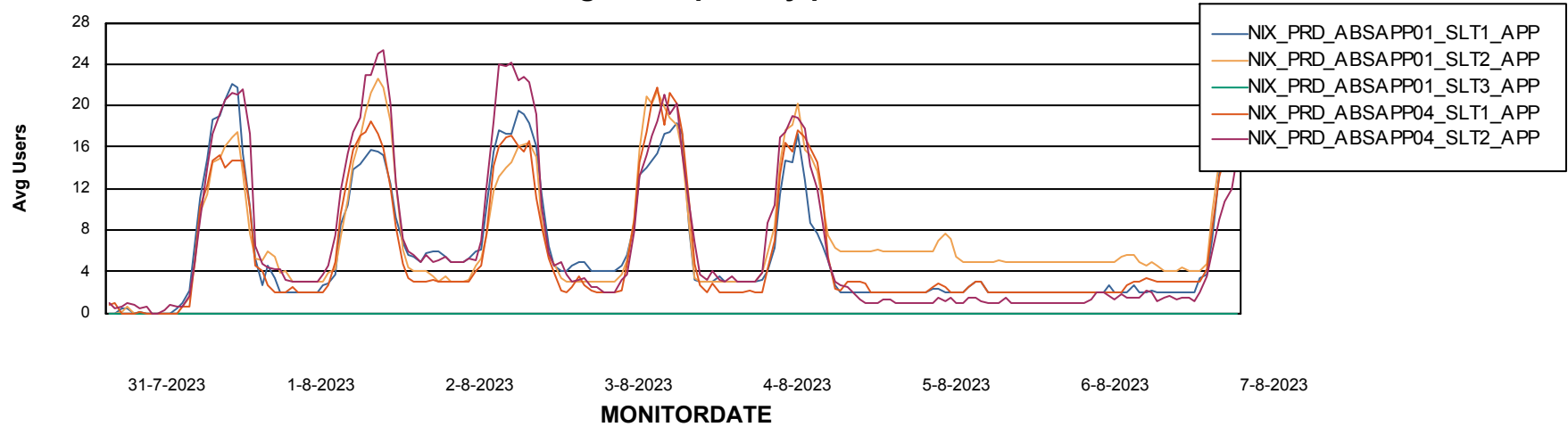


ABSSolute Application Server Services

Avg memory used per ABS Server Service



Avg users per day per ABS server



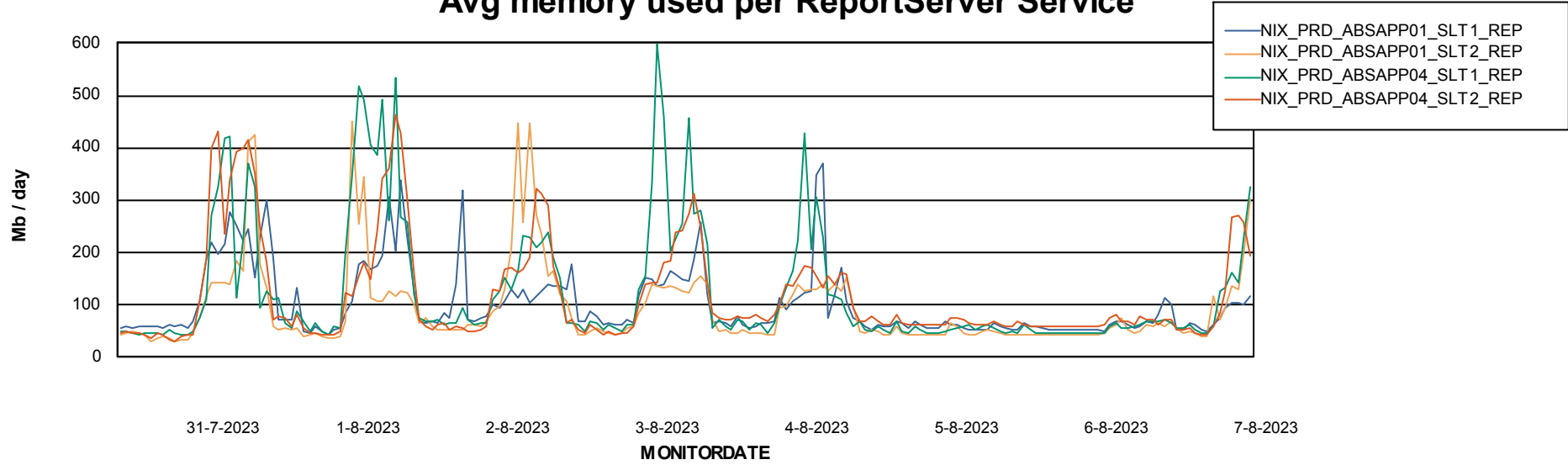
Weekly SLA Customer Report

Customer NIX_Production
Database ID 51



ABSSolute Application ReportServer Services

Avg memory used per ReportServer Service



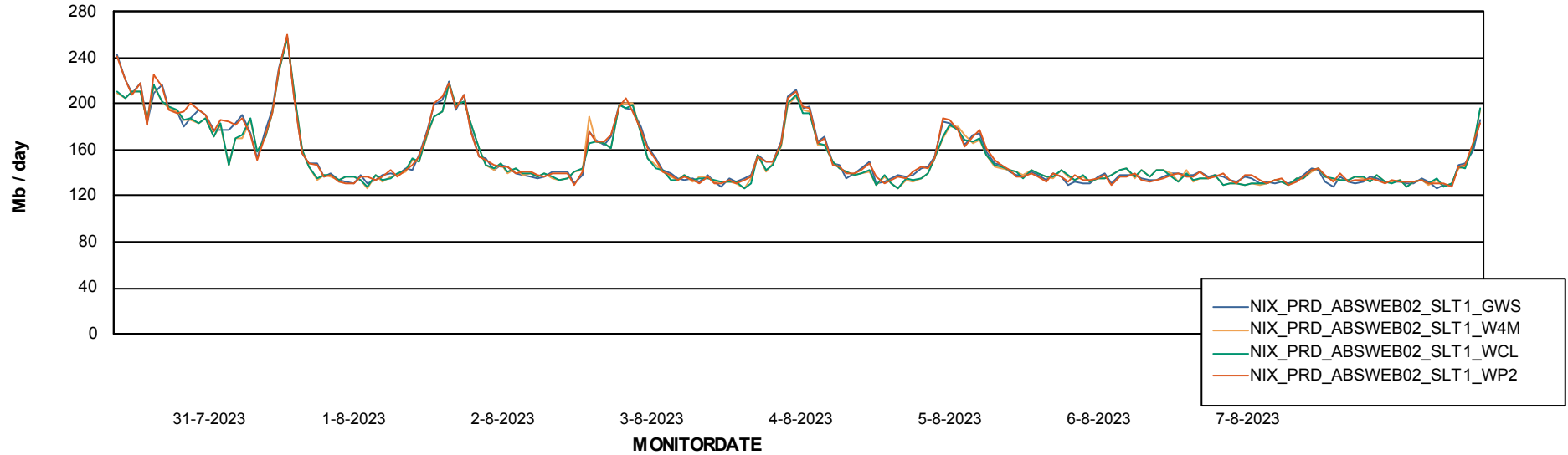
Weekly SLA Customer Report

Customer NIX_Production
Database ID 51



ABSSolute Web Component Services

Avg memory used per ABS Web component



Weekly SLA Customer Report

Customer NIX_Production
Database ID 51



Disaster per ABS component

