

# Weekly SLA Customer Report

Customer DFD\_Production  
 Database ID 39



Harddisk Usage DFD\_PRD\_ABSAPP1

	Free disk space on C: (%)	Total disk space on C: (Gb)	Used disk space on C: (Gb)
7-8-2023	26	90	67
6-8-2023	26	90	67
5-8-2023	26	90	67
4-8-2023	26	90	67
3-8-2023	26	90	67
2-8-2023	26	90	67
1-8-2023	26	90	67

Harddisk Usage DFD\_PRD\_ABSAPP2

	Free disk space on C: (%)	Total disk space on C: (Gb)	Used disk space on C: (Gb)
7-8-2023	37	100	63
6-8-2023	37	100	63
5-8-2023	37	100	63
4-8-2023	37	100	63
3-8-2023	37	100	63
2-8-2023	37	100	62
1-8-2023	37	100	62

# Weekly SLA Customer Report

Customer DFD\_Production  
Database ID 39



## Harddisk Usage DFD\_PRD\_ABSAPP3

	Free disk space on C: (%)	Total disk space on C: (Gb)	Used disk space on C: (Gb)
7-8-2023	38	100	62
6-8-2023	38	100	62
5-8-2023	38	100	62
4-8-2023	38	100	62
3-8-2023	38	100	62
2-8-2023	38	100	62
1-8-2023	38	100	62

## Harddisk Usage DFD\_PRD\_BI1

	Free disk space on C: (%)	Total disk space on C: (Gb)	Used disk space on C: (Gb)	Free disk space on E: (%)	Total disk space on E: (Gb)	Used disk space on E: (Gb)
7-8-2023	76	150	36	30	250	175
6-8-2023	76	150	36	31	250	174
5-8-2023	76	150	36	31	250	173
4-8-2023	76	150	36	31	250	173
3-8-2023	76	150	36	31	250	173
2-8-2023	76	150	36	31	250	173
1-8-2023	76	150	36	31	250	173

# Weekly SLA Customer Report

Customer DFD\_Production  
Database ID 39



Harddisk Usage DFD\_PRD\_ORACLE1

	Free disk space on C: (%)	Total disk space on C: (Gb)	Used disk space on C: (Gb)	Free disk space on D: (%)	Total disk space on D: (Gb)	Used disk space on D: (Gb)	Free disk space on E: (%)	Total disk space on E: (Gb)	Used disk space on E: (Gb)	Free disk space on F: (%)
7-8-2023	27	78	57	75	479	121	76	650	155	59
6-8-2023	27	78	57	75	479	121	77	650	148	59
5-8-2023	27	78	57	75	479	121	86	650	89	59
4-8-2023	27	78	57	75	479	121	86	650	89	59
3-8-2023	27	78	57	75	479	121	86	650	89	59
2-8-2023	27	78	57	75	479	121	86	650	88	59
1-8-2023	27	78	57	75	479	121	86	650	89	59

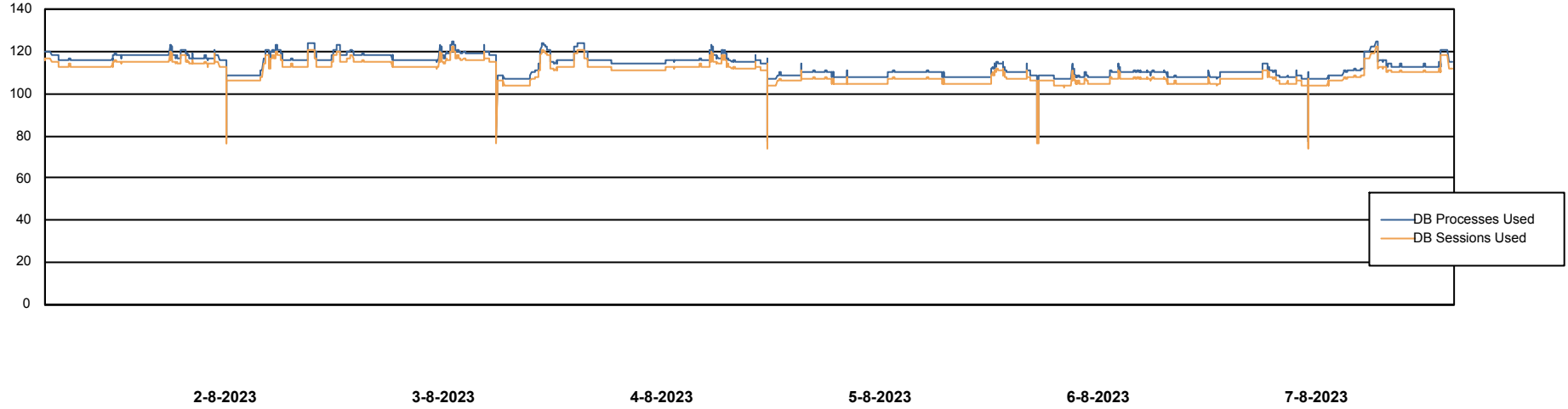
# Weekly SLA Customer Report

Customer DFD\_Production  
Database ID 39



## Database Performance DFDDDB\_Production

DB Processes Max 4  
DB Sessions Max 600



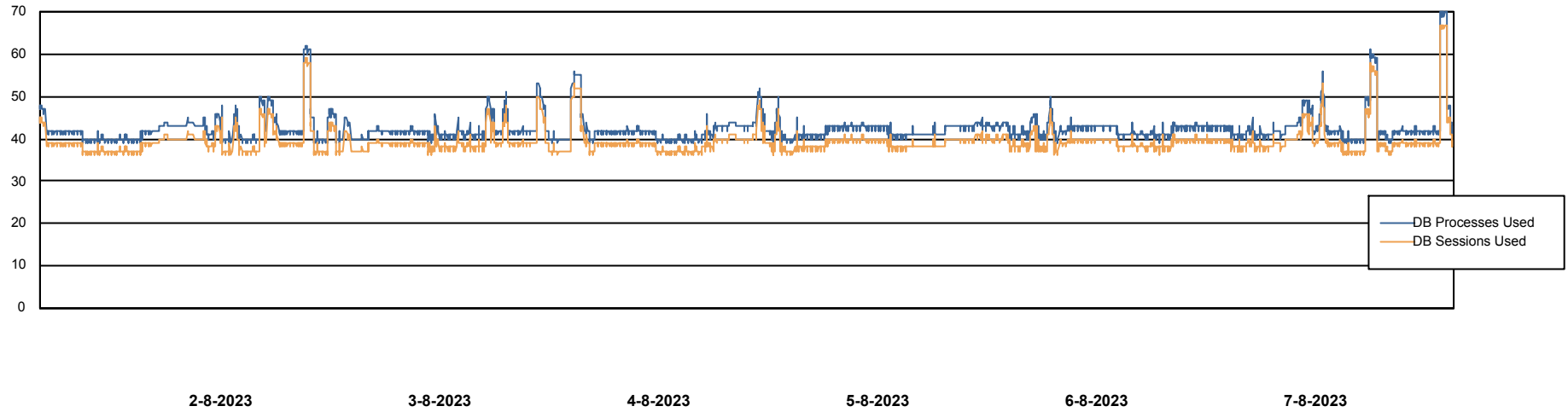
# Weekly SLA Customer Report

Customer DFD\_Production  
Database ID 39



Database Performance DFDDDBI\_Production

DB Processes Max 500



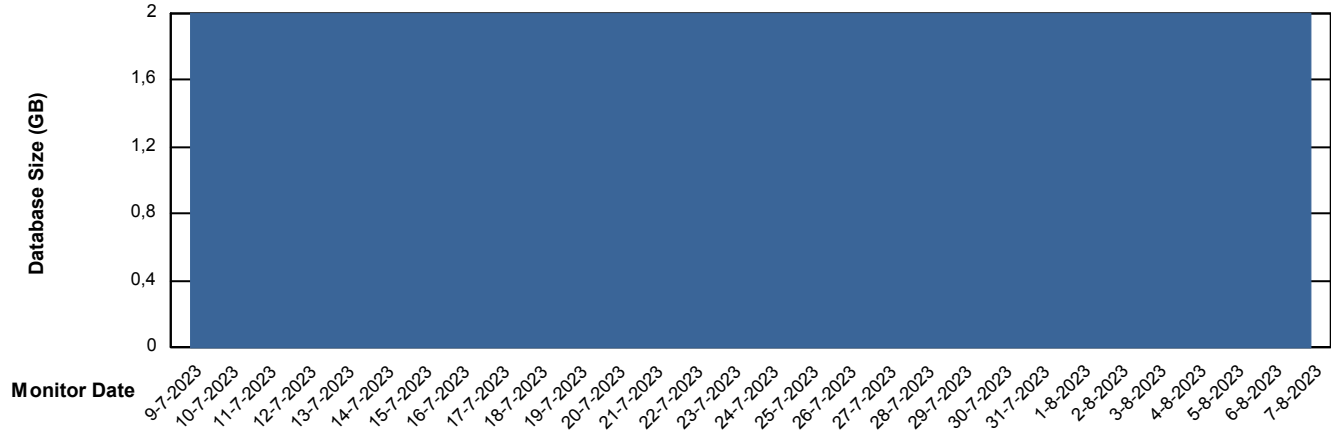
# Weekly SLA Customer Report

Customer DFD\_Production  
Database ID 39



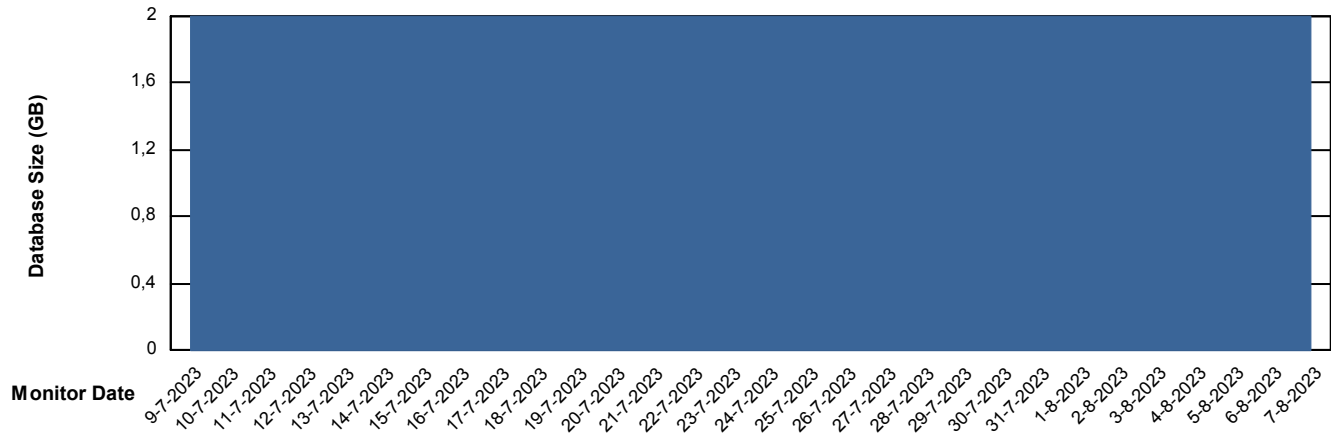
DATABASE SIZE DFDDDB\_Production

### Database growth over last month



DATABASE SIZE DFDDDBI\_Production

### Database growth over last month



# Weekly SLA Customer Report

Customer DFD\_Production  
 Database ID 39



Database Tablespace DFDDDB\_Production

Date	Tablespace Name	Filesize (Gb)	Usedsize (Gb)	Percentage free
7-8-2023	ABSDATA	100	0	100
	INDX	199	0	100
6-8-2023	ABSDATA	100	0	100
	INDX	199	0	100
5-8-2023	ABSDATA	100	0	100
	INDX	199	0	100
4-8-2023	ABSDATA	100	0	100
	INDX	199	0	100
3-8-2023	ABSDATA	100	0	100
	INDX	199	0	100
2-8-2023	ABSDATA	100	0	100
	INDX	199	0	100
1-8-2023	ABSDATA	100	0	100
	INDX	199	0	100

# Weekly SLA Customer Report

Customer DFD\_Production  
 Database ID 39



Database Tablespace DFDDDBBI\_Production

Date	Tablespace Name	Filesize (Gb)	Usedsize (Gb)	Percentage free
7-8-2023	ABSDATA	53	0	100
	INDX	50	0	100
6-8-2023	ABSDATA	53	0	100
	INDX	50	0	100
5-8-2023	ABSDATA	53	0	100
	INDX	50	0	100
4-8-2023	ABSDATA	53	0	100
	INDX	50	0	100
3-8-2023	ABSDATA	53	0	100
	INDX	50	0	100
2-8-2023	ABSDATA	53	0	100
	INDX	50	0	100
1-8-2023	ABSDATA	53	0	100
	INDX	50	0	100

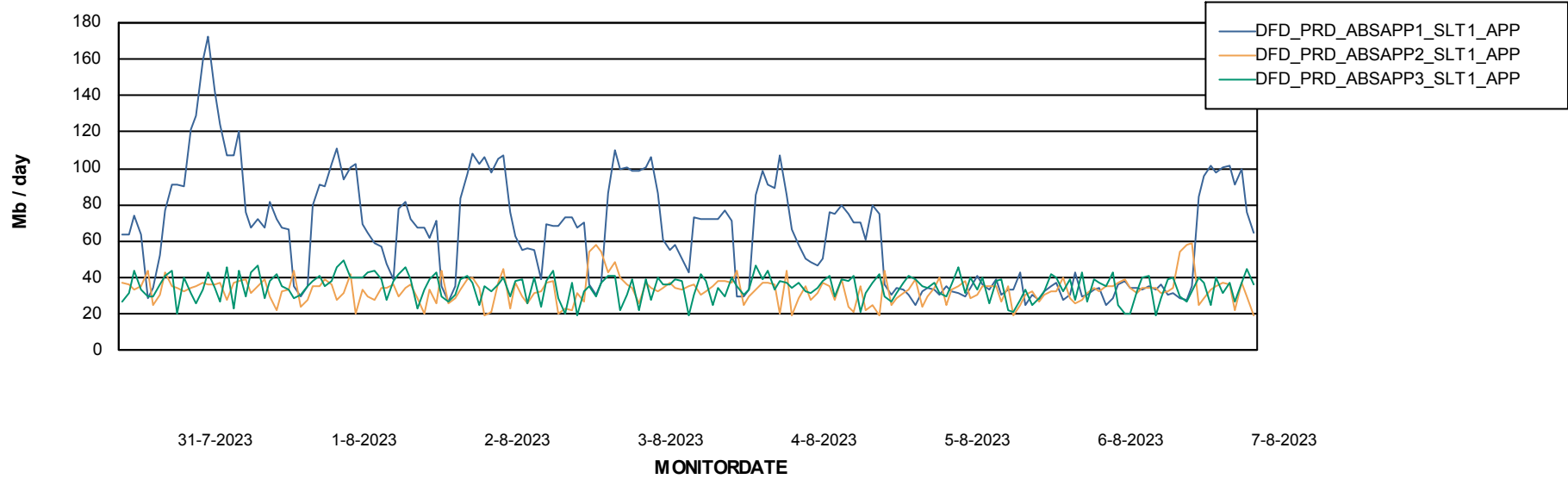
# Weekly SLA Customer Report

Customer DFD\_Production  
Database ID 39

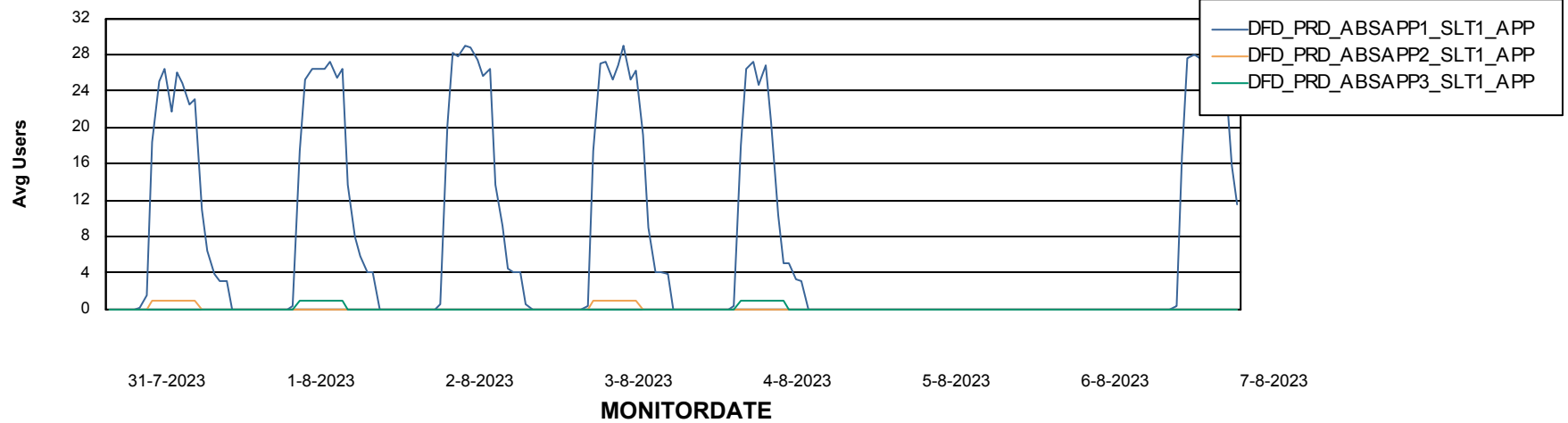


## ABSSolute Application Server Services

### Avg memory used per ABS Server Service



### Avg users per day per ABS server



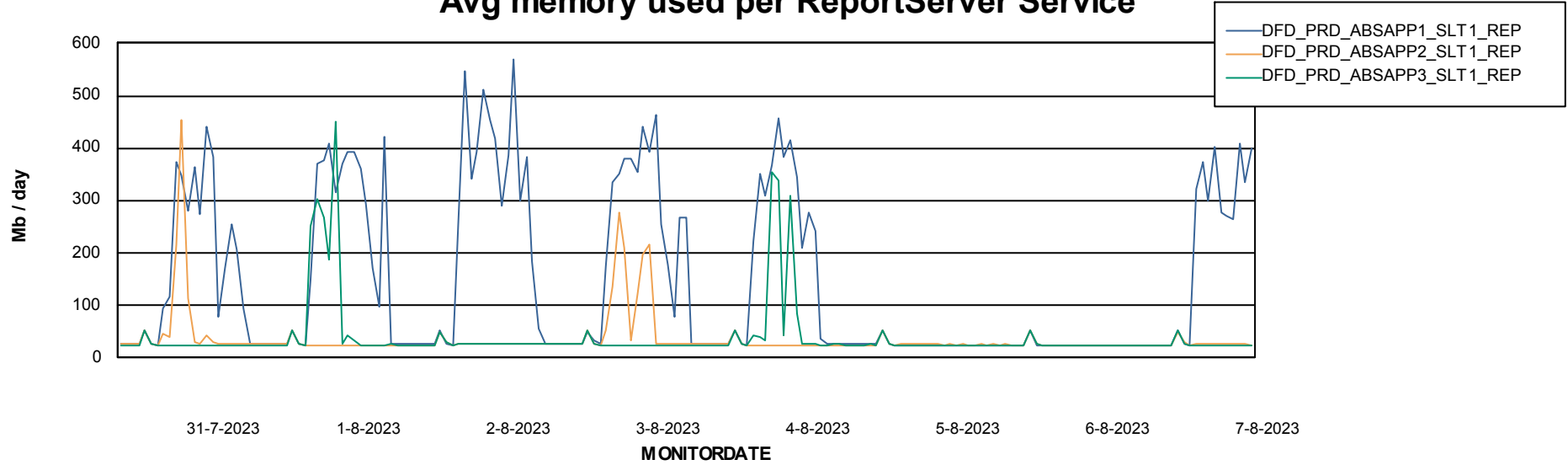
# Weekly SLA Customer Report

Customer DFD\_Production  
Database ID 39



## ABSSolute Application ReportServer Services

### Avg memory used per ReportServer Service



### Disaster per ABS component

