

Weekly SLA Customer Report

Customer CIW Production
 Database ID 45



Harddisk Usage CIW_PRD_ORACLE1

	Free disk space on C: (%)	Total disk space on C: (Gb)	Used disk space on C: (Gb)	Free disk space on D: (%)	Total disk space on D: (Gb)	Used disk space on D: (Gb)	Free disk space on E: (%)	Total disk space on E: (Gb)	Used disk space on E: (Gb)
7-8-2023	90	700	70	19	700	570	100	831	1
6-8-2023	90	700	70	19	700	568	100	831	1
5-8-2023	90	700	70	19	700	567	100	831	1
4-8-2023	90	700	70	19	700	566	100	831	1
3-8-2023	90	700	70	19	700	565	100	831	1
2-8-2023	90	700	69	20	700	563	100	831	1
1-8-2023	90	700	69	20	700	558	100	831	1

Harddisk Usage CIW_PRD_ORACLE2

	Free disk space on C: (%)	Total disk space on C: (Gb)	Used disk space on C: (Gb)	Free disk space on D: (%)	Total disk space on D: (Gb)	Used disk space on D: (Gb)	Free disk space on E: (%)	Total disk space on E: (Gb)	Used disk space on E: (Gb)
7-8-2023	87	701	89	20	700	563	98	830	17
6-8-2023	87	701	89	20	700	562	98	830	17
5-8-2023	87	701	89	20	700	561	98	830	17
4-8-2023	87	701	89	20	700	559	98	830	17
3-8-2023	87	701	89	20	700	558	98	830	17
2-8-2023	87	701	89	20	700	557	98	830	17
1-8-2023	87	701	89	21	700	555	98	830	17

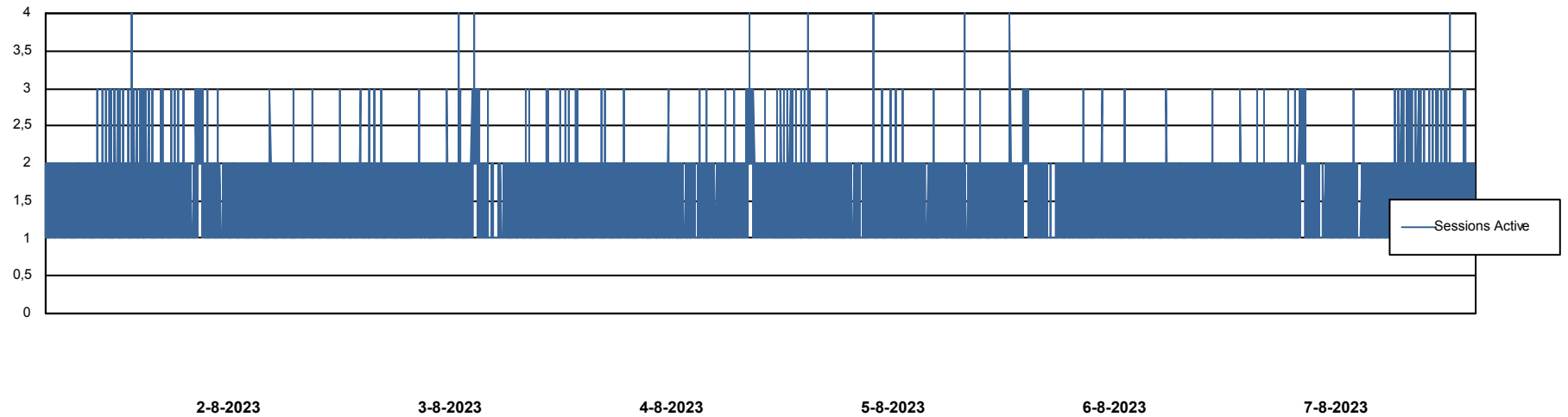
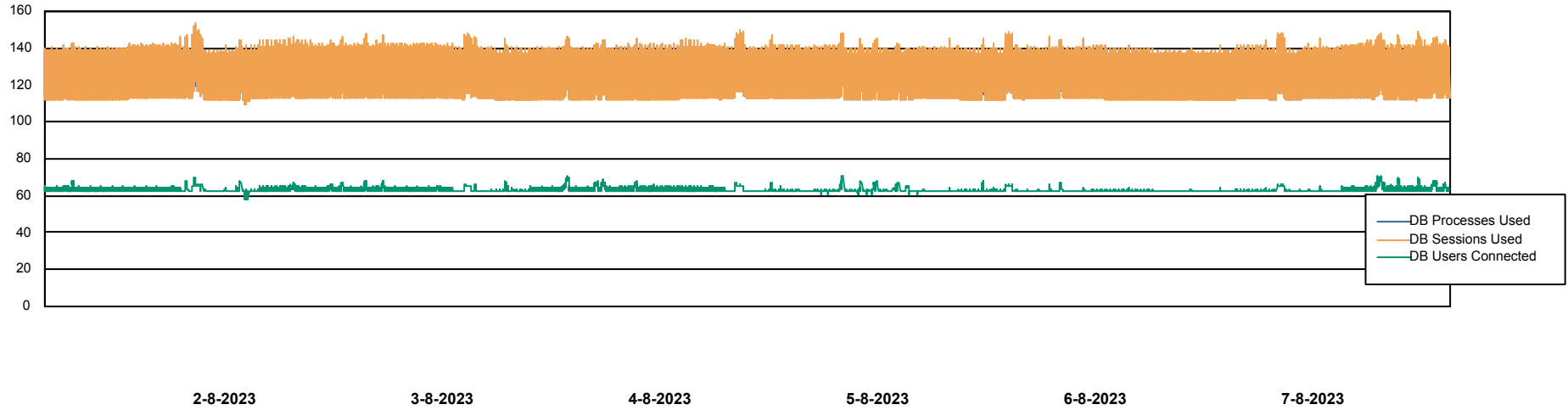
Weekly SLA Customer Report

Customer CIW Production
Database ID 45



Database Performance CIWDB_Production

DB Processes Max 300



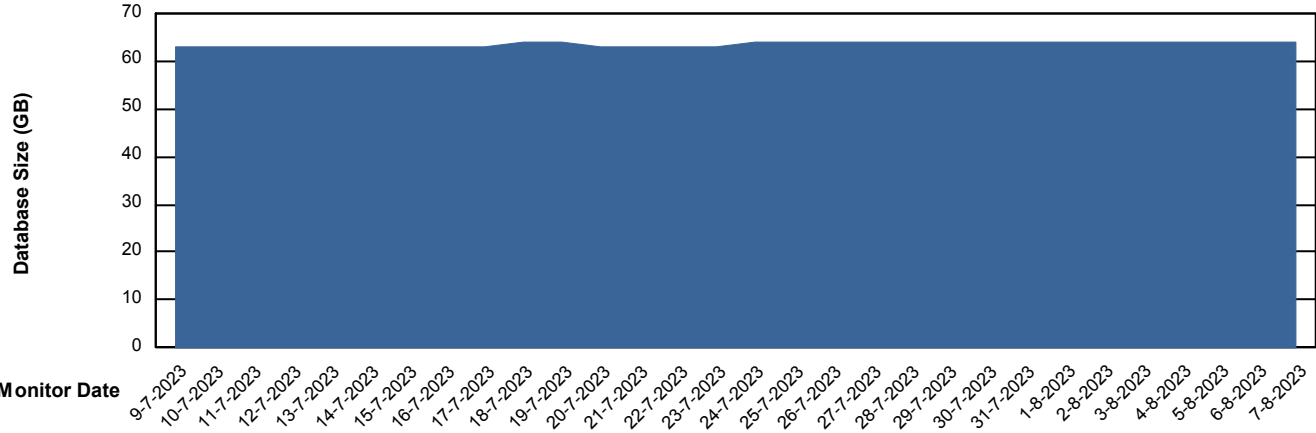
Weekly SLA Customer Report

Customer CIW Production
 Database ID 45



DATABASE SIZE CIWDB_Production

Database growth over last month



Database Tablespace CIWDB_Production

Date	Tablespace Name	Filesize (Gb)	Usedsize (Gb)	Percentage free
7-8-2023	ABSDATA	60	49	18
	INDX	12	7	40
6-8-2023	ABSDATA	60	49	18
	INDX	12	7	40
5-8-2023	ABSDATA	60	49	18
	INDX	12	7	40
4-8-2023	ABSDATA	60	49	18
	INDX	12	7	40
3-8-2023	ABSDATA	60	49	18
	INDX	12	7	40
2-8-2023	ABSDATA	60	49	18
	INDX	12	7	40
1-8-2023	ABSDATA	60	49	18
	INDX	12	7	40