

Weekly SLA Customer Report

Customer SPI_Production
 Database ID 49



Harddisk Usage SPI_PRD_ORACLE1

	Free disk space on C: (%)	Total disk space on C: (Gb)	Used disk space on C: (Gb)	Free disk space on D: (%)	Total disk space on D: (Gb)	Used disk space on D: (Gb)
12-8-2023	44	79	45	55	100	45
11-8-2023	43	79	45	55	100	45
10-8-2023	42	79	46	55	100	45
9-8-2023	43	79	46	55	100	45
8-8-2023	44	79	44	55	100	45
7-8-2023	44	79	44	55	100	45
6-8-2023	44	79	44	55	100	45

Harddisk Usage SPI_PRD_ORACLE2

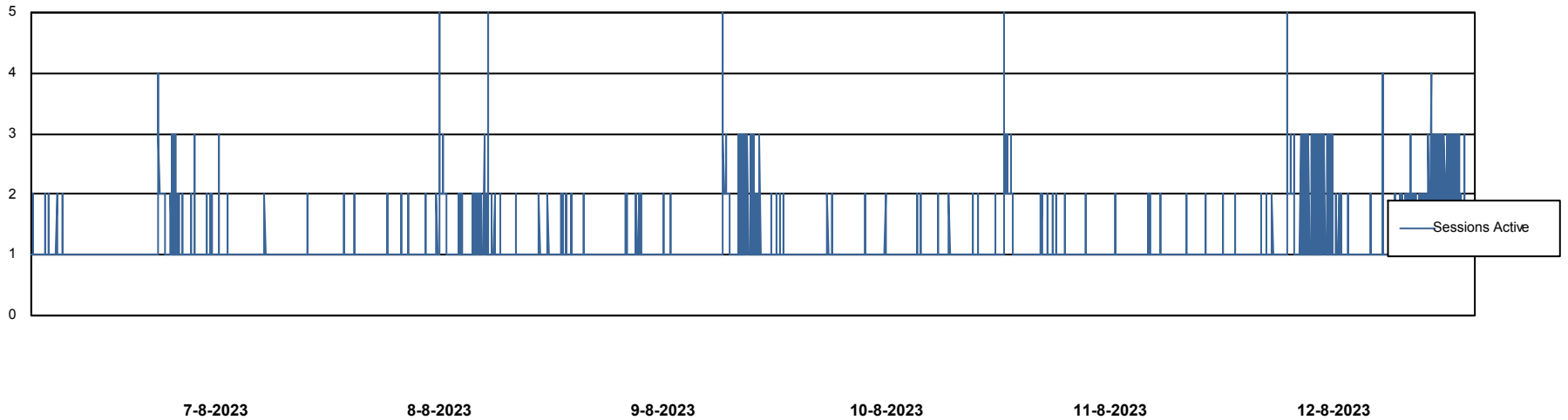
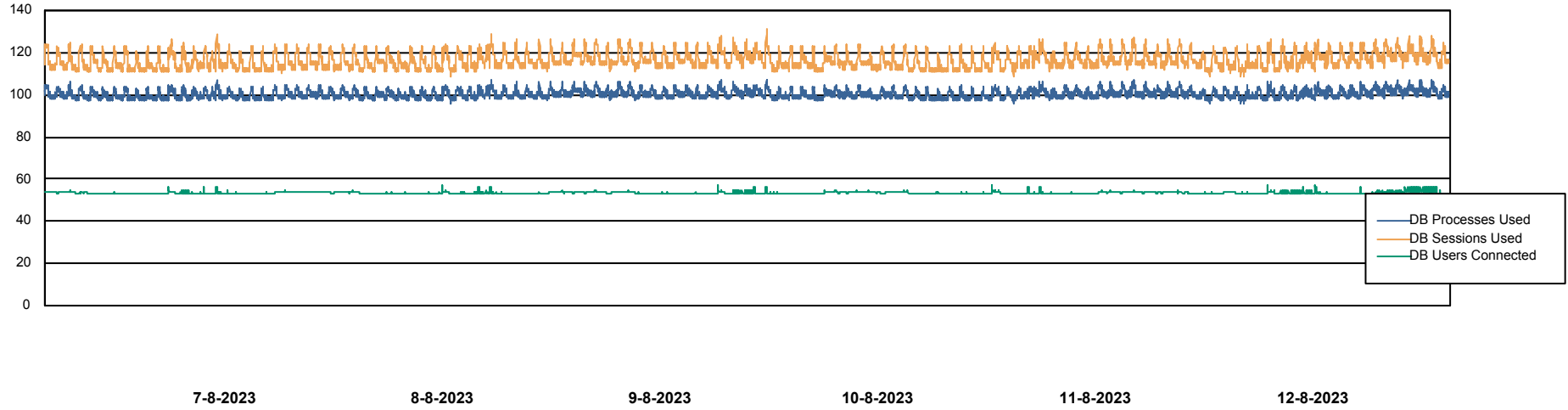
	Free disk space on C: (%)	Total disk space on C: (Gb)	Used disk space on C: (Gb)	Free disk space on D: (%)	Total disk space on D: (Gb)	Used disk space on D: (Gb)
12-8-2023	45	79	44	59	150	62
11-8-2023	44	79	45	59	150	62
10-8-2023	43	79	45	59	150	62
9-8-2023	44	79	45	59	150	62
8-8-2023	46	79	43	59	150	62
7-8-2023	46	79	43	59	150	62
6-8-2023	46	79	43	59	150	62

Weekly SLA Customer Report

Customer SPI_Production
Database ID 49



Database Performance SPIDB_Production



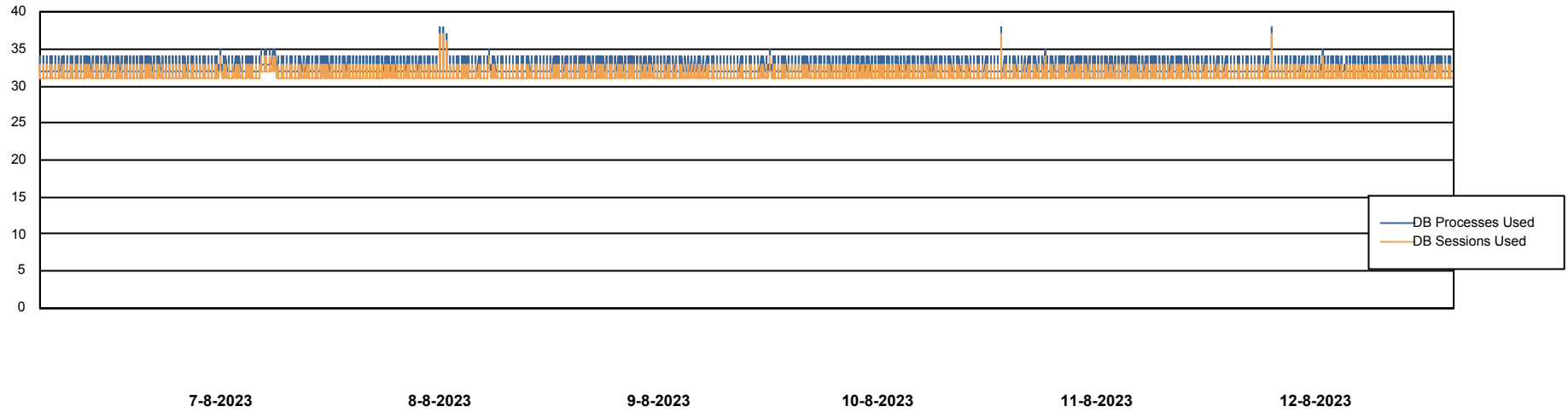
Weekly SLA Customer Report

Customer SPI_Production
Database ID 49



Database Performance SPIDB_Standby

DB Processes Max 500



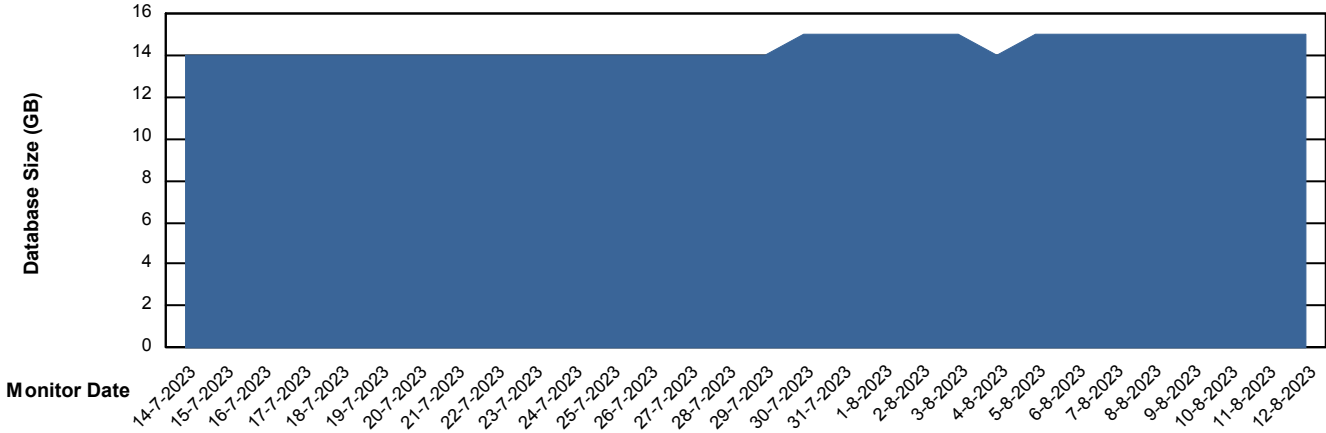
Weekly SLA Customer Report

Customer SPI_Production
 Database ID 49



DATABASE SIZE SPIDB_Production

Database growth over last month



Database Tablespace SPIDB_Production

Date	Tablespace Name	Filesize (Gb)	Usedsize (Gb)	Percentage free
12-8-2023	ABSDATA	5	3	45
	INDX	8	5	43
11-8-2023	ABSDATA	5	3	45
	INDX	8	5	43
10-8-2023	ABSDATA	5	3	45
	INDX	8	5	43
9-8-2023	ABSDATA	5	3	45
	INDX	8	5	43
8-8-2023	ABSDATA	5	3	46
	INDX	8	5	43
7-8-2023	ABSDATA	5	3	46
	INDX	8	5	43
6-8-2023	ABSDATA	5	3	46
	INDX	8	5	43

Weekly SLA Customer Report

Customer SPI_Production
Database ID 49



Standby Database Health SPI_Production

Recovery lag for last 7 days

