

# Weekly SLA Customer Report

Customer DFD\_Production  
 Database ID 39



Harddisk Usage DFD\_PRD\_ABSAPP1

	Free disk space on C: (%)	Total disk space on C: (Gb)	Used disk space on C: (Gb)
12-8-2023	26	90	67
11-8-2023	26	90	67
10-8-2023	26	90	67
9-8-2023	26	90	67
8-8-2023	26	90	67
7-8-2023	26	90	67
6-8-2023	26	90	67

Harddisk Usage DFD\_PRD\_ABSAPP2

	Free disk space on C: (%)	Total disk space on C: (Gb)	Used disk space on C: (Gb)
12-8-2023	37	100	63
11-8-2023	37	100	63
10-8-2023	37	100	63
9-8-2023	37	100	63
8-8-2023	37	100	63
7-8-2023	37	100	63
6-8-2023	37	100	63

# Weekly SLA Customer Report

Customer DFD\_Production  
Database ID 39



## Harddisk Usage DFD\_PRD\_ABSAPP3

	Free disk space on C: (%)	Total disk space on C: (Gb)	Used disk space on C: (Gb)
12-8-2023	38	100	62
11-8-2023	38	100	62
10-8-2023	38	100	62
9-8-2023	38	100	62
8-8-2023	38	100	62
7-8-2023	38	100	62
6-8-2023	38	100	62

## Harddisk Usage DFD\_PRD\_BI1

	Free disk space on C: (%)	Total disk space on C: (Gb)	Used disk space on C: (Gb)	Free disk space on E: (%)	Total disk space on E: (Gb)	Used disk space on E: (Gb)
12-8-2023	76	150	36	29	250	177
11-8-2023	76	150	36	31	250	173
10-8-2023	76	150	36	31	250	174
9-8-2023	76	150	36	31	250	173
8-8-2023	76	150	36	31	250	173
7-8-2023	76	150	36	31	250	173
6-8-2023	76	150	36	31	250	174

# Weekly SLA Customer Report

Customer DFD\_Production  
Database ID 39



Harddisk Usage DFD\_PRD\_ORACLE1

	Free disk space on C: (%)	Total disk space on C: (Gb)	Used disk space on C: (Gb)	Free disk space on D: (%)	Total disk space on D: (Gb)	Used disk space on D: (Gb)	Free disk space on E: (%)	Total disk space on E: (Gb)	Used disk space on E: (Gb)	Free disk space on F: (%)
12-8-2023	27	78	57	75	479	121	76	650	158	59
11-8-2023	27	78	57	75	479	121	76	650	154	59
10-8-2023	27	78	57	75	479	121	76	650	154	59
9-8-2023	27	78	57	75	479	121	76	650	154	59
8-8-2023	27	78	57	75	479	121	76	650	154	59
7-8-2023	27	78	57	75	479	121	76	650	153	59
6-8-2023	27	78	57	75	479	121	77	650	148	59

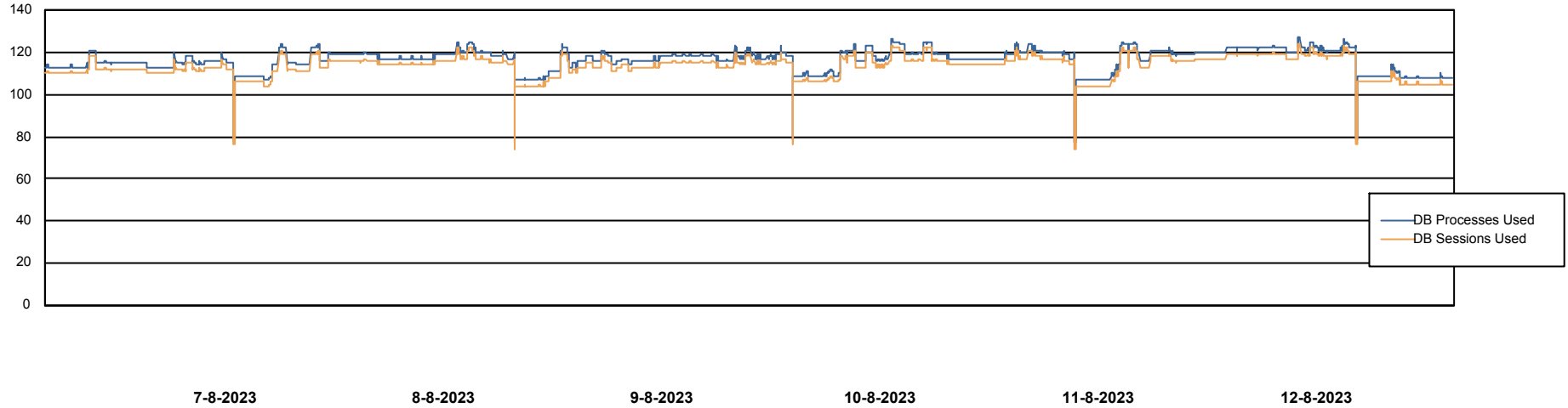
# Weekly SLA Customer Report

Customer DFD\_Production  
Database ID 39



## Database Performance DFDDB\_Production

DB Processes Max 600  
DB Sessions Max 4



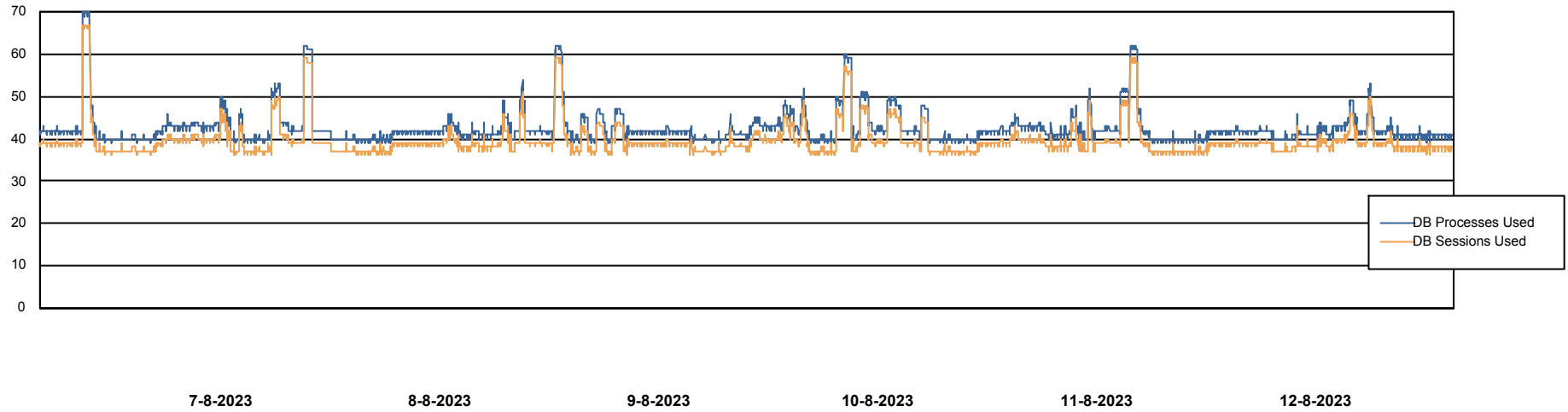
# Weekly SLA Customer Report

Customer DFD\_Production  
Database ID 39



Database Performance DFDDDBI\_Production

DB Processes Max 500



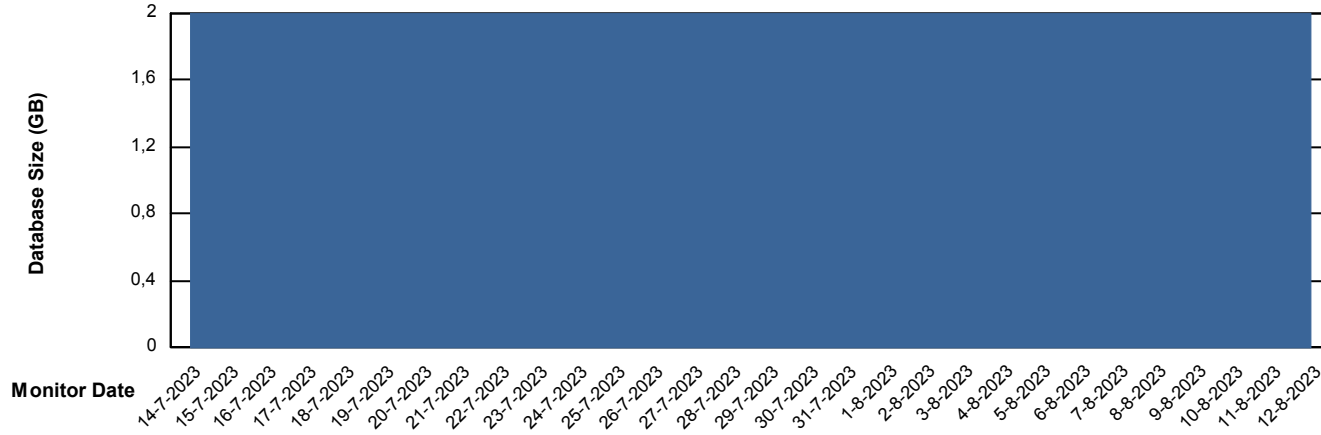
# Weekly SLA Customer Report

Customer DFD\_Production  
Database ID 39



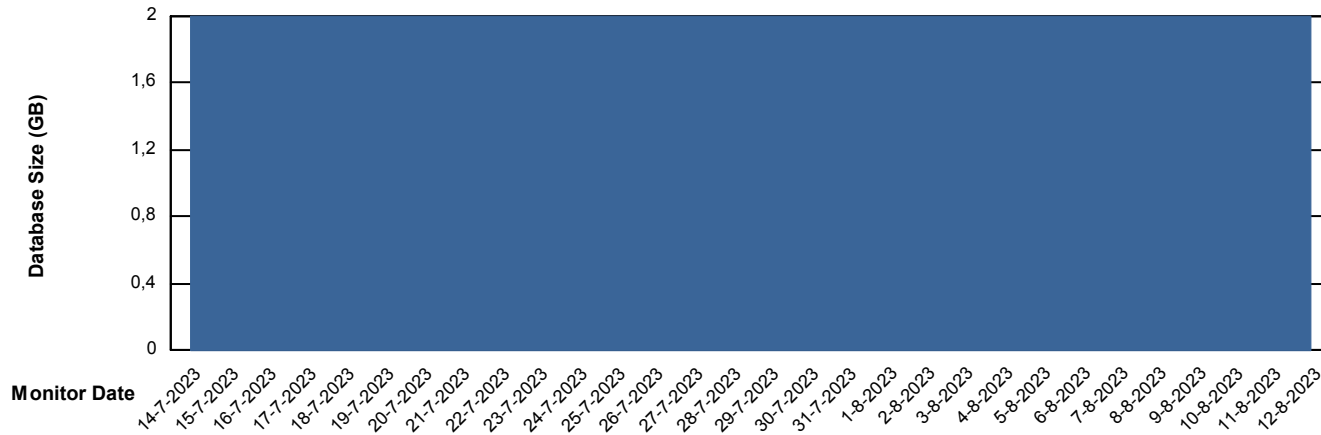
DATABASE SIZE DFDDDB\_Production

### Database growth over last month



DATABASE SIZE DFDDDBI\_Production

### Database growth over last month



# Weekly SLA Customer Report

Customer DFD\_Production  
Database ID 39



## Database Tablespace DFDDB\_Production

Date	Tablespace Name	Filesize (Gb)	Usedsize (Gb)	Percentage free
12-8-2023	ABSDATA	100	0	100
	INDX	199	0	100
11-8-2023	ABSDATA	100	0	100
	INDX	199	0	100
10-8-2023	ABSDATA	100	0	100
	INDX	199	0	100
9-8-2023	ABSDATA	100	0	100
	INDX	199	0	100
8-8-2023	ABSDATA	100	0	100
	INDX	199	0	100
7-8-2023	ABSDATA	100	0	100
	INDX	199	0	100
6-8-2023	ABSDATA	100	0	100
	INDX	199	0	100

# Weekly SLA Customer Report

Customer DFD\_Production  
Database ID 39



Database Tablespace DFDDDBI\_Production

Date	Tablespace Name	Filesize (Gb)	Usedsize (Gb)	Percentage free
12-8-2023	ABSDATA	53	0	100
	INDX	50	0	100
11-8-2023	ABSDATA	53	0	100
	INDX	50	0	100
10-8-2023	ABSDATA	53	0	100
	INDX	50	0	100
9-8-2023	ABSDATA	53	0	100
	INDX	50	0	100
8-8-2023	ABSDATA	53	0	100
	INDX	50	0	100
7-8-2023	ABSDATA	53	0	100
	INDX	50	0	100
6-8-2023	ABSDATA	53	0	100
	INDX	50	0	100

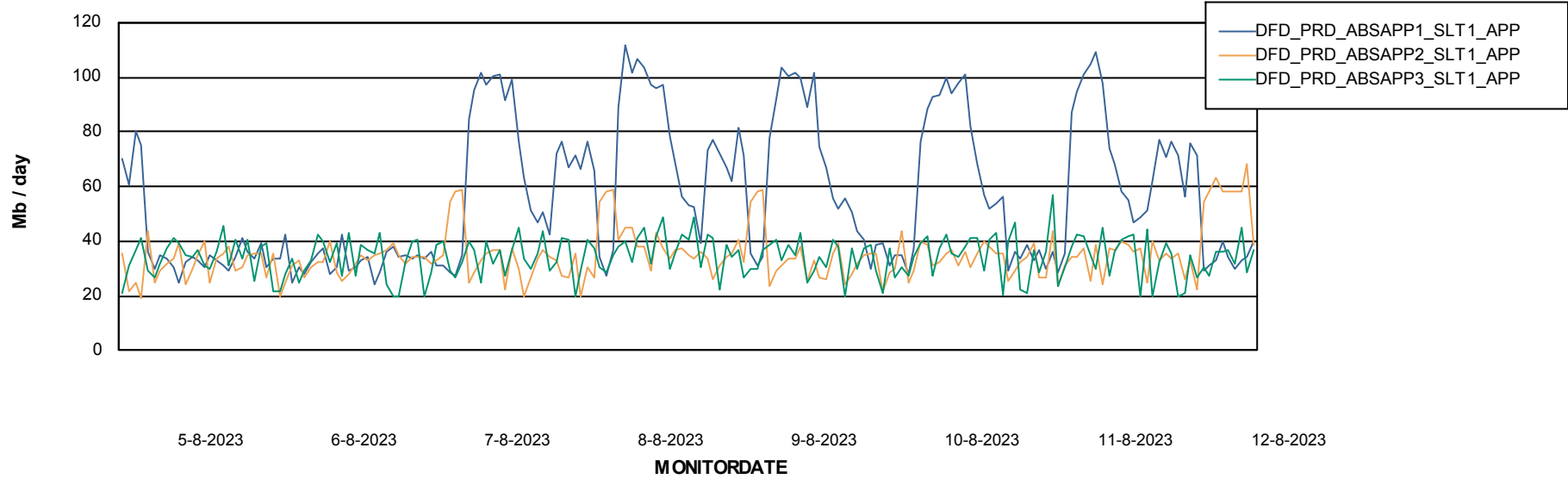
# Weekly SLA Customer Report

Customer DFD\_Production  
Database ID 39

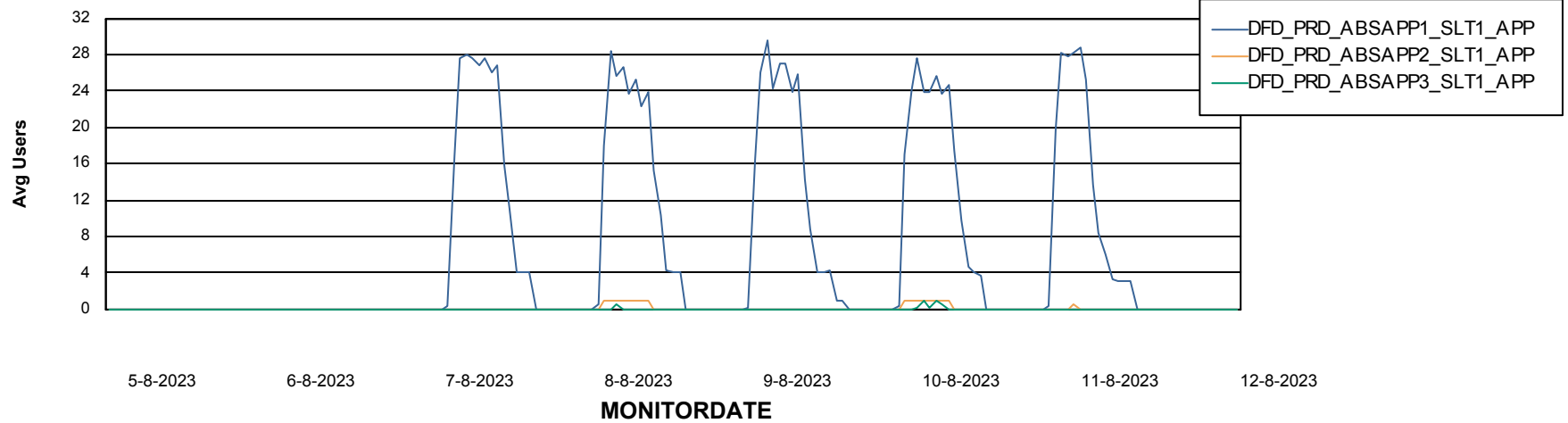


## ABSSolute Application Server Services

### Avg memory used per ABS Server Service



### Avg users per day per ABS server



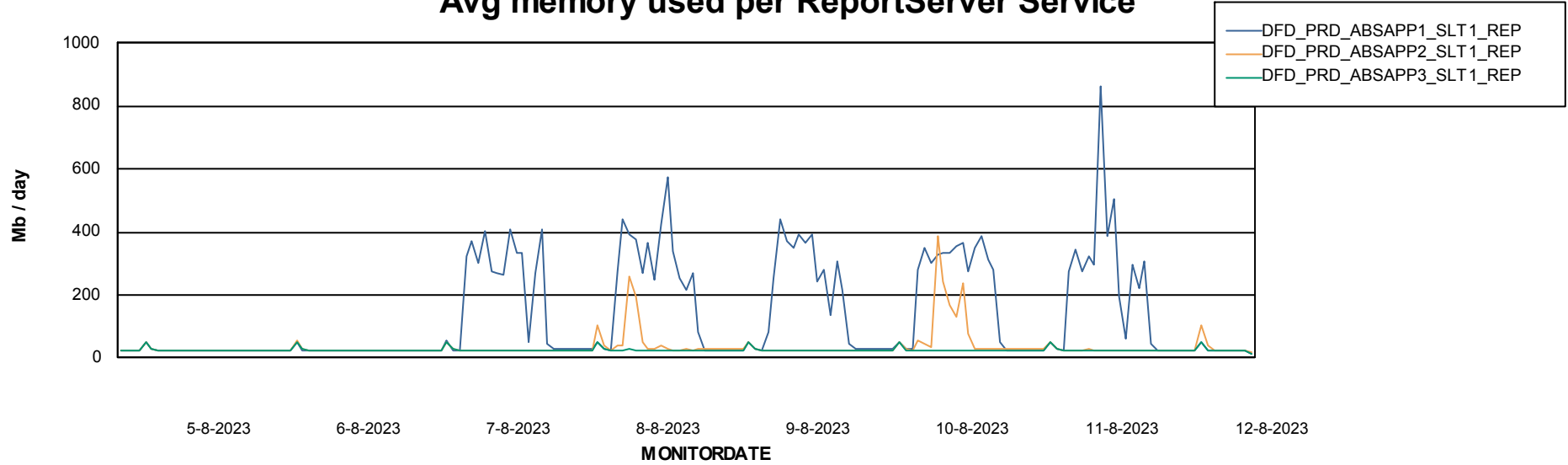
# Weekly SLA Customer Report

Customer DFD\_Production  
Database ID 39



## ABSSolute Application ReportServer Services

### Avg memory used per ReportServer Service



### Disaster per ABS component

