

Weekly SLA Customer Report

Customer NIX_Production
 Database ID 51



Harddisk Usage NIX_PRD_ABSAPP01

	Free disk space on C: (%)	Total disk space on C: (Gb)	Used disk space on C: (Gb)	Free disk space on E: (%)	Total disk space on E: (Gb)	Used disk space on E: (Gb)
29-7-2023	59	207	84	100	98	0
28-7-2023	59	207	84	100	98	0
27-7-2023	59	207	84	100	98	0
26-7-2023	59	207	84	100	98	0
25-7-2023	59	207	84	100	98	0
24-7-2023	59	207	84	100	98	0
23-7-2023	59	207	84	100	98	0

Harddisk Usage NIX_PRD_ABSAPP04

	Free disk space on C: (%)	Total disk space on C: (Gb)	Used disk space on C: (Gb)
29-7-2023	36	127	80
28-7-2023	37	127	80
27-7-2023	37	127	80
26-7-2023	37	127	80
25-7-2023	37	127	79
24-7-2023	35	127	82
23-7-2023	39	127	78

Weekly SLA Customer Report

Customer NIX_Production
Database ID 51



Harddisk Usage NIX_PRD_ABSWEB02

	Free disk space on C: (%)	Total disk space on C: (Gb)	Used disk space on C: (Gb)
29-7-2023	86	300	42
28-7-2023	86	300	42
27-7-2023	86	300	42
26-7-2023	86	300	42
25-7-2023	86	300	42
24-7-2023	86	300	43
23-7-2023	86	300	41

Harddisk Usage NIX_PRD_BISRV

	Free disk space on C: (%)	Total disk space on C: (Gb)	Used disk space on C: (Gb)
29-7-2023	43	836	473
28-7-2023	44	836	469
27-7-2023	44	836	467
26-7-2023	44	836	467
25-7-2023	44	836	467
24-7-2023	44	836	468
23-7-2023	44	836	465

Weekly SLA Customer Report

Customer NIX_Production
 Database ID 51



Harddisk Usage NIX_PRD_ORCDB1

	Free disk space on C: (%)	Total disk space on C: (Gb)	Used disk space on C: (Gb)	Free disk space on D: (%)	Total disk space on D: (Gb)	Used disk space on D: (Gb)	Free disk space on E: (%)	Total disk space on E: (Gb)	Used disk space on E: (Gb)	Free disk space on F: (%)
29-7-2023	68	554	176	46	586	314	51	605	299	34
28-7-2023	68	554	177	46	586	314	51	605	299	33
27-7-2023	68	554	177	46	586	314	51	605	299	33
26-7-2023	66	554	191	46	586	314	51	605	299	38
25-7-2023	63	554	206	46	586	314	51	605	299	49
24-7-2023	62	554	208	46	586	314	51	605	299	56
23-7-2023	63	554	206	46	586	314	51	605	299	55

Harddisk Usage NIX_PRD_ORCDB2

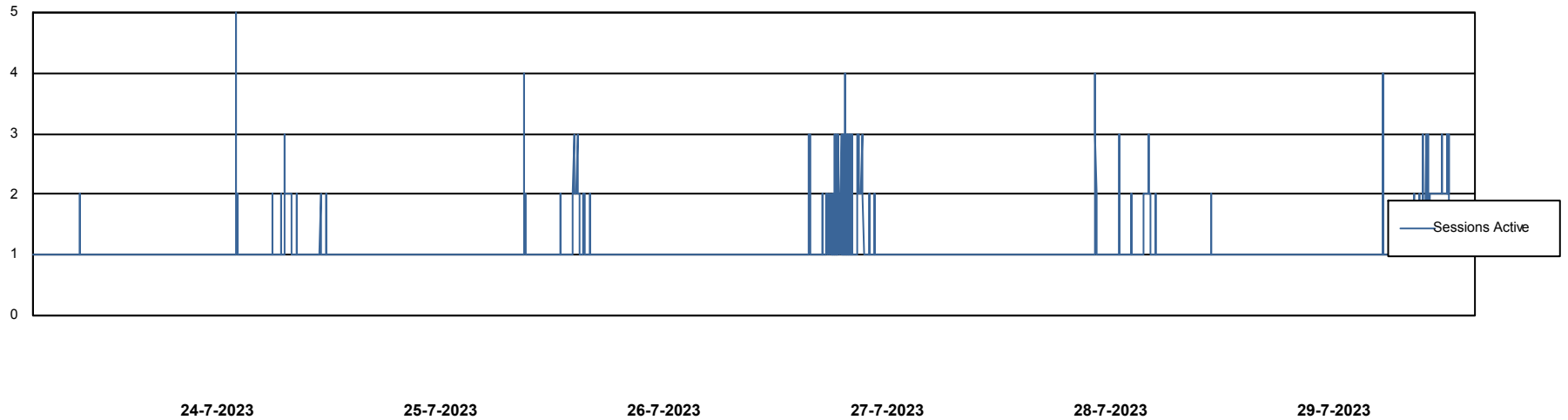
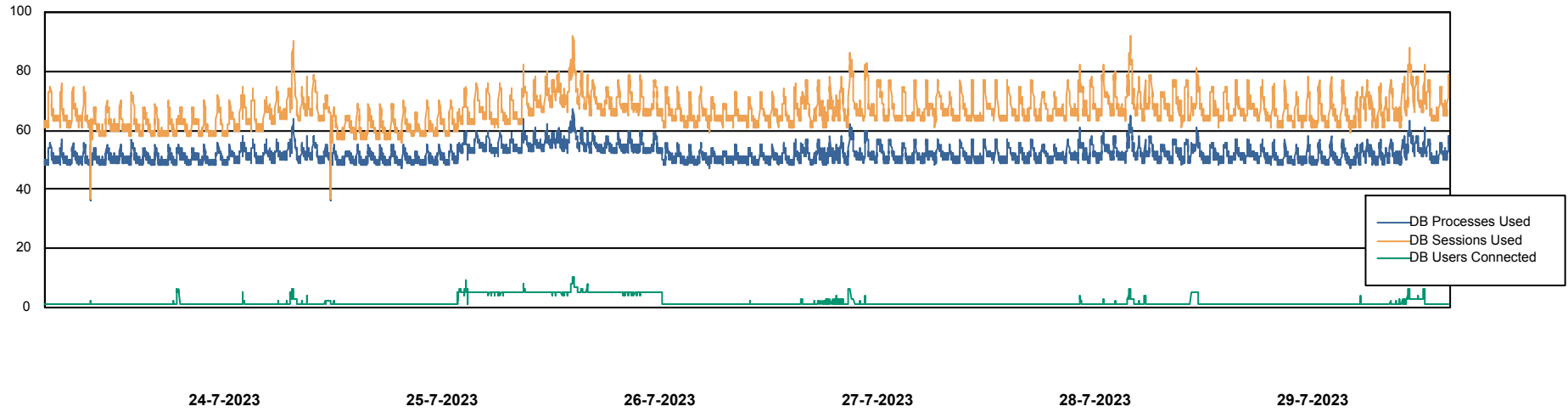
	Free disk space on C: (%)	Total disk space on C: (Gb)	Used disk space on C: (Gb)	Free disk space on D: (%)	Total disk space on D: (Gb)	Used disk space on D: (Gb)	Free disk space on E: (%)	Total disk space on E: (Gb)	Used disk space on E: (Gb)	Free disk space on F: (%)
29-7-2023	88	574	68	42	488	285	56	684	299	88
28-7-2023	88	574	67	42	488	285	56	684	298	88
27-7-2023	88	574	67	42	488	285	56	684	298	88
26-7-2023	88	574	67	42	488	285	56	684	298	88
25-7-2023	88	574	67	42	488	285	56	684	298	88
24-7-2023	88	574	68	42	488	285	56	684	299	89
23-7-2023	88	574	67	42	488	285	56	684	298	89

Weekly SLA Customer Report

Customer NIX_Production
Database ID 51



Database Performance NIXDB_BI

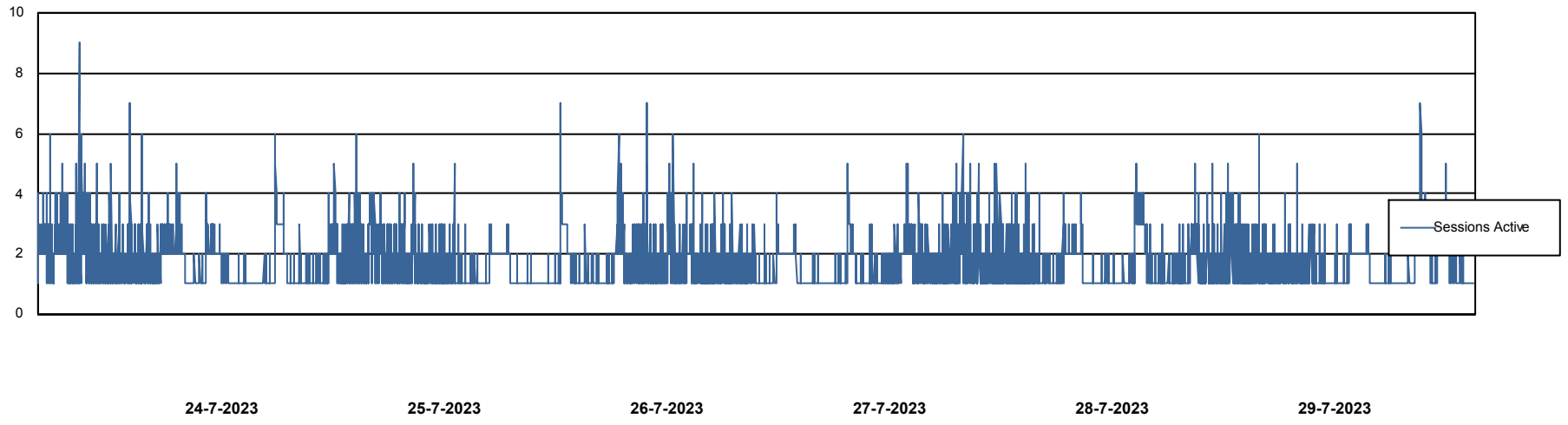
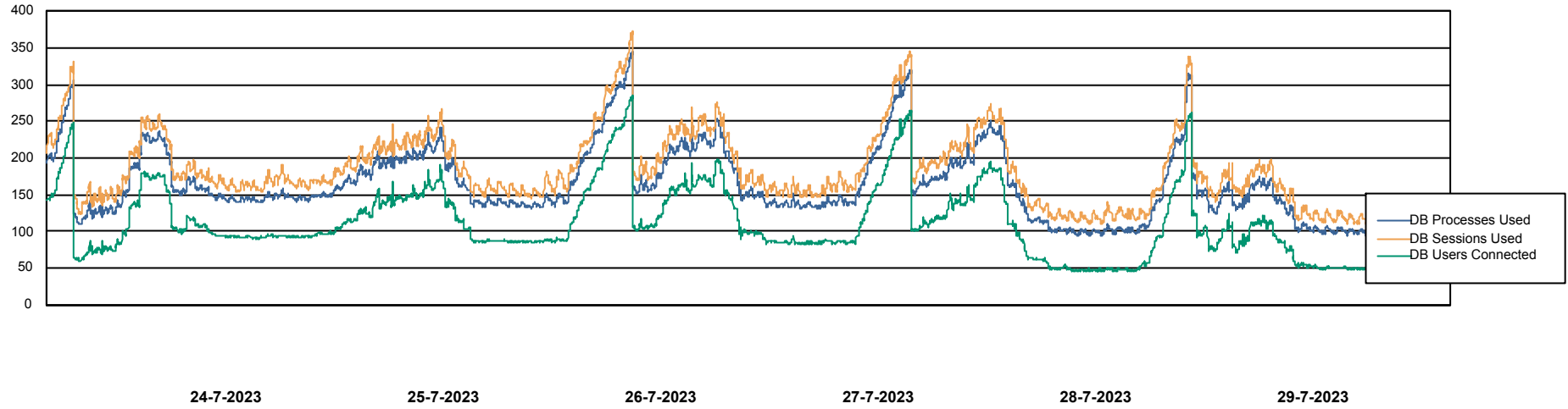


Weekly SLA Customer Report

Customer NIX_Production
Database ID 51



Database Performance NIXDB_Production



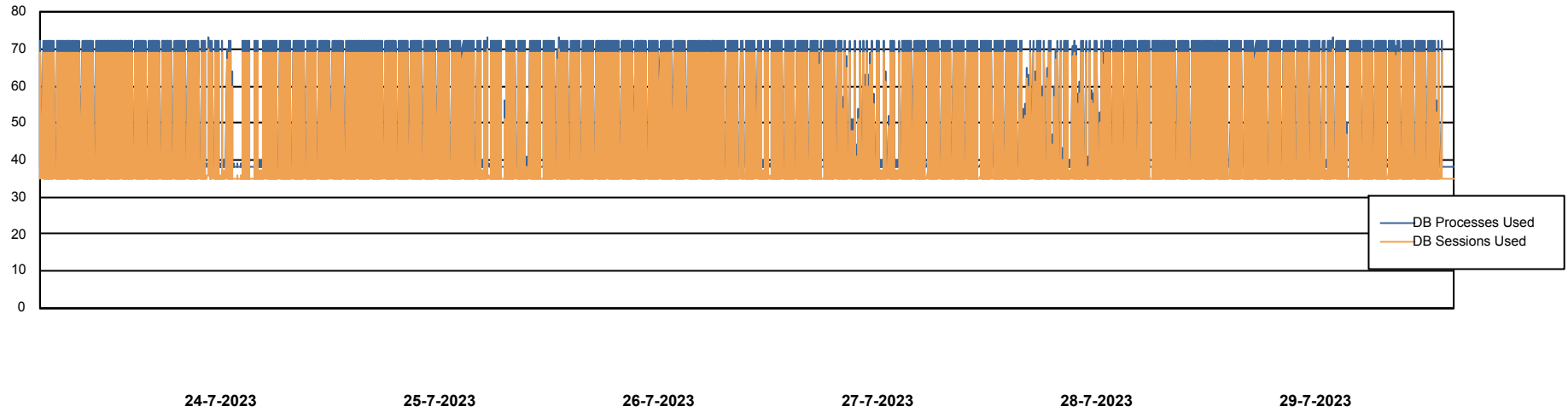
Weekly SLA Customer Report

Customer NIX_Production
Database ID 51



Database Performance NIXDB_Standby

DB Processes Max 300



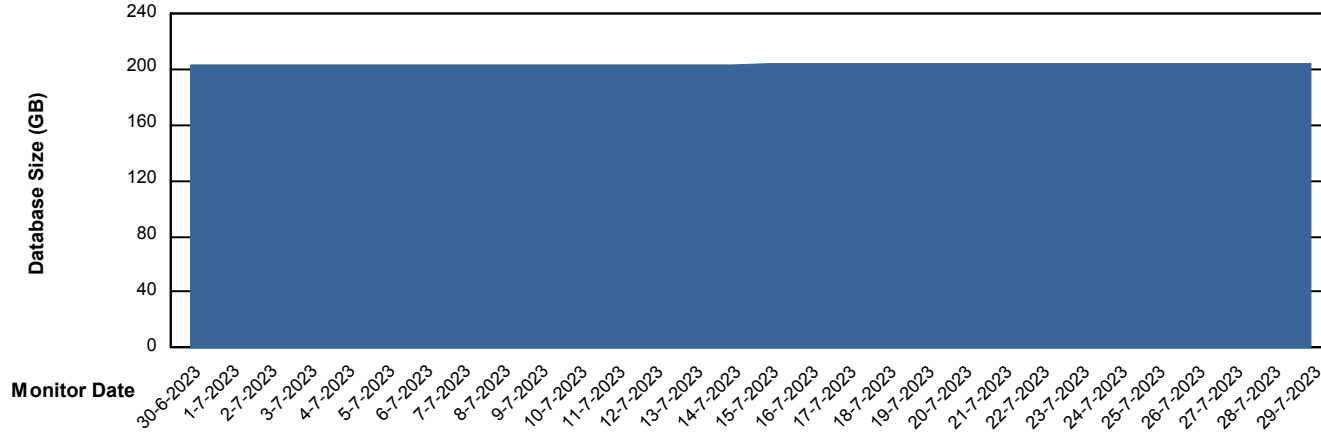
Weekly SLA Customer Report

Customer NIX_Production
Database ID 51



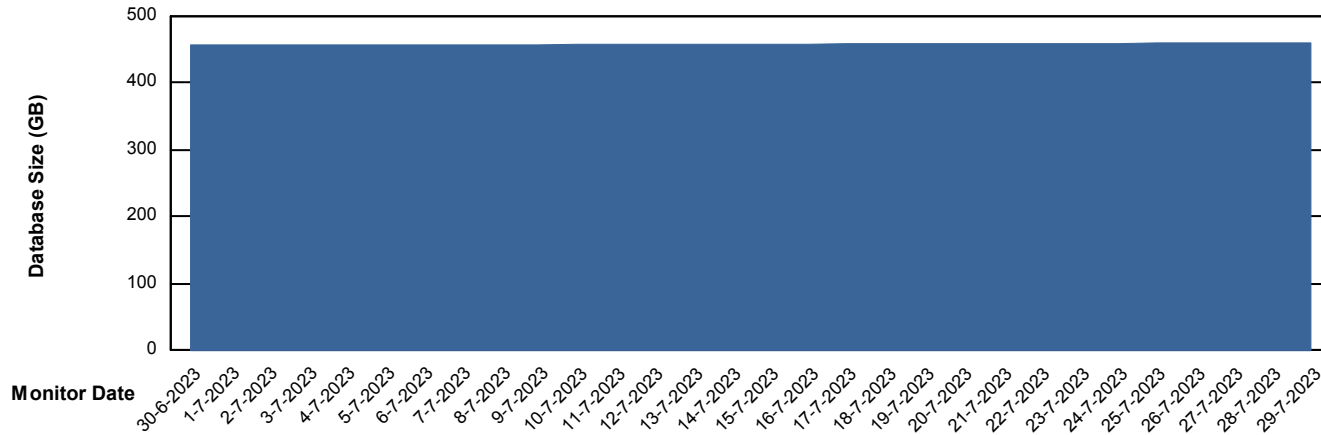
DATABASE SIZE NIXDB_BI

Database growth over last month



DATABASE SIZE NIXDB_Production

Database growth over last month



Weekly SLA Customer Report

Customer NIX_Production
Database ID 51



Database Tablespace NIXDB_BI

Date	Tablespace Name	Filesize (Gb)	Usedsize (Gb)	Percentage free
29-7-2023	ABSDATA	104	84	20
	INDX	148	118	20
28-7-2023	ABSDATA	104	84	20
	INDX	148	118	20
27-7-2023	ABSDATA	104	84	20
	INDX	148	118	20
26-7-2023	ABSDATA	104	84	20
	INDX	148	118	20
25-7-2023	ABSDATA	104	84	20
	INDX	148	118	20
24-7-2023	ABSDATA	104	84	20
	INDX	148	118	20
23-7-2023	ABSDATA	104	84	20
	INDX	148	118	20

Weekly SLA Customer Report

Customer NIX_Production
 Database ID 51



Database Tablespace NIXDB_Production

Date	Tablespace Name	Filesize (Gb)	Usedsize (Gb)	Percentage free
29-7-2023	ABSDATA	226	187	17
	INDX	298	248	17
28-7-2023	ABSDATA	226	187	17
	INDX	298	248	17
27-7-2023	ABSDATA	226	187	17
	INDX	298	248	17
26-7-2023	ABSDATA	226	187	17
	INDX	298	248	17
25-7-2023	ABSDATA	226	187	17
	INDX	298	248	17
24-7-2023	ABSDATA	226	187	17
	INDX	298	248	17
23-7-2023	ABSDATA	226	187	17
	INDX	298	248	17

BI Status and last ETL error for NIXDB_BI

	ma 24/7/2023	di 25/7/2023	wo 26/7/2023	do 27/7/2023	vr 28/7/2023	za 29/7/2023
ABS DataWarehouse ETL Health	OK	OK	OK	OK	OK	OK
ABS DWHStaging ETL Health	OK	OK	OK	OK	OK	OK

Weekly SLA Customer Report

Customer NIX_Production
Database ID 51



BI last ETL error for	NIXDB_BI
ma, 24-07-2023	None
zo, 23-07-2023	None
wo, 26-07-2023	None
do, 27-07-2023	None
zo, 23-07-2023	None
vr, 28-07-2023	None
wo, 26-07-2023	None
ma, 24-07-2023	None
di, 25-07-2023	None
za, 29-07-2023	None
za, 29-07-2023	None
do, 27-07-2023	None
vr, 28-07-2023	None
di, 25-07-2023	None


Weekly SLA Customer Report

Customer NIX_Production
Database ID 51



Standby Database Health NIX_Production

Recovery lag for last 7 days



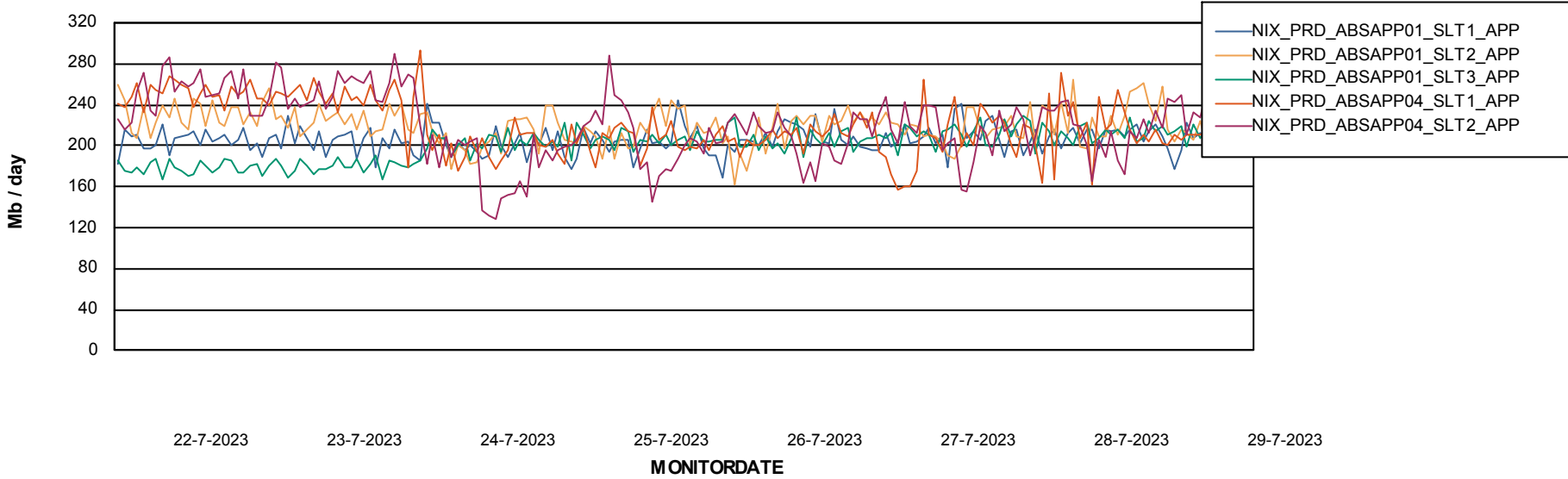
Weekly SLA Customer Report

Customer NIX_Production
Database ID 51

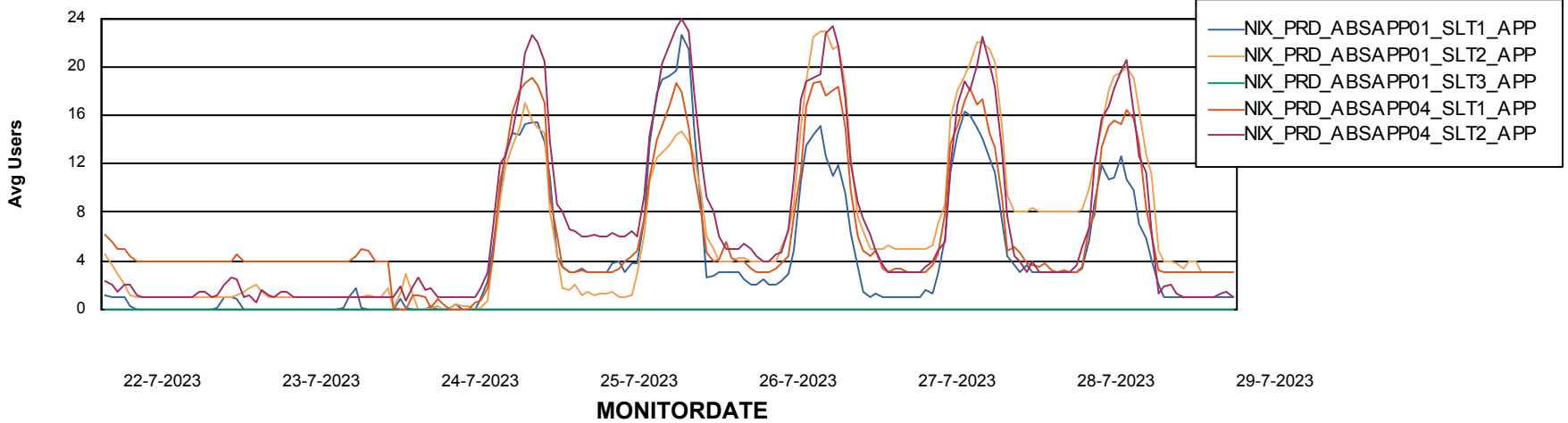


ABSSolute Application Server Services

Avg memory used per ABS Server Service



Avg users per day per ABS server



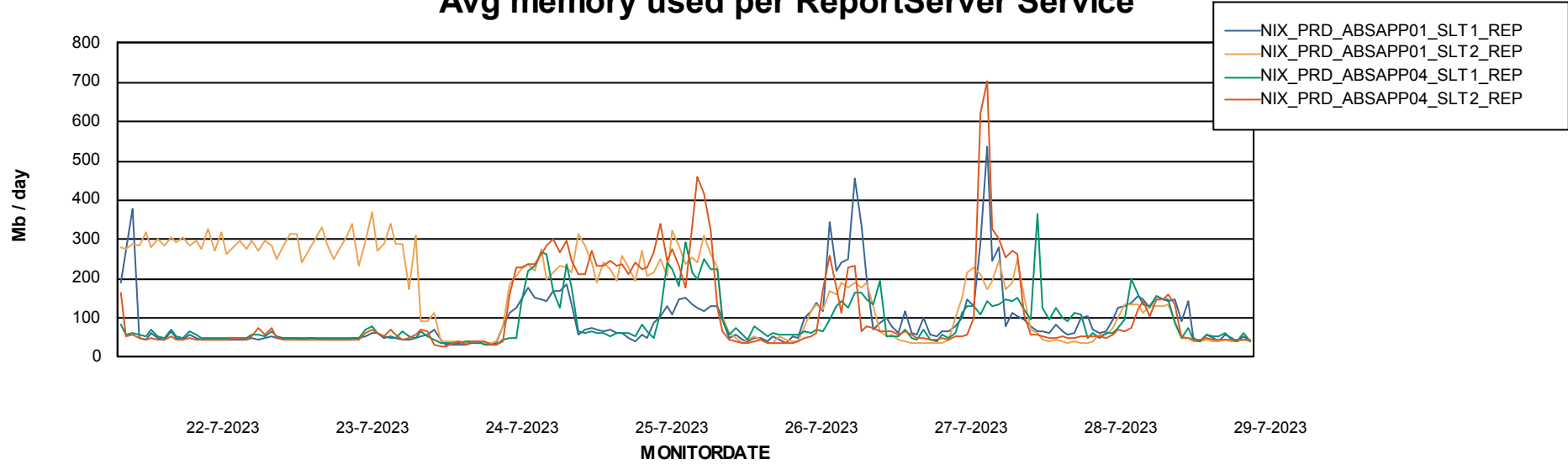
Weekly SLA Customer Report

Customer NIX_Production
Database ID 51



ABSSolute Application ReportServer Services

Avg memory used per ReportServer Service



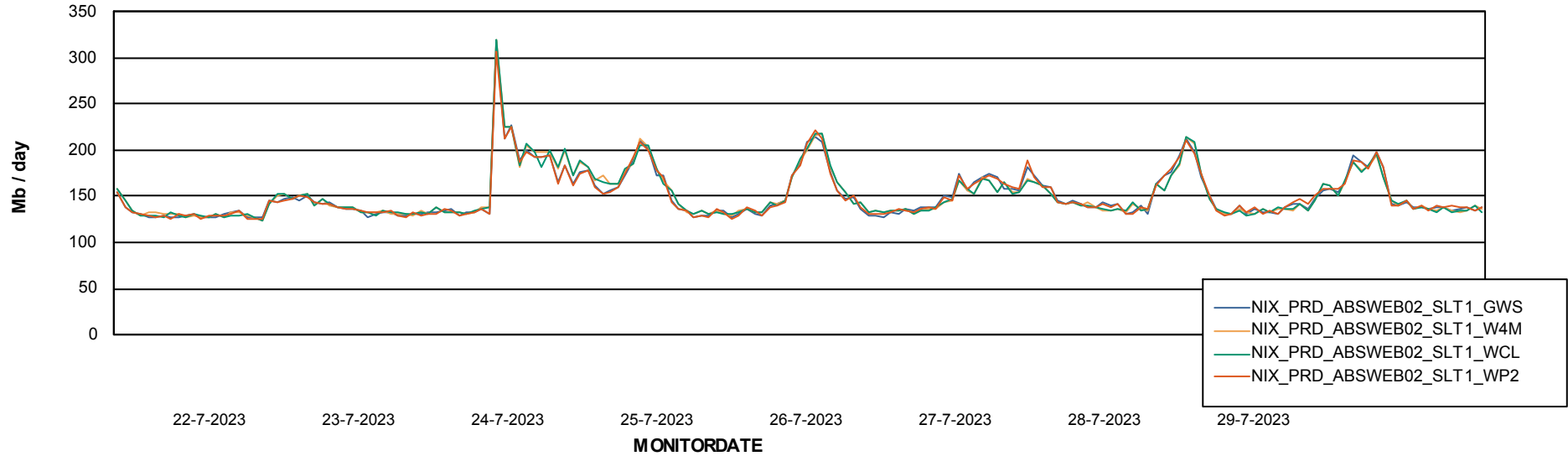
Weekly SLA Customer Report

Customer NIX_Production
Database ID 51



ABSSolute Web Component Services

Avg memory used per ABS Web component



Weekly SLA Customer Report

Customer NIX_Production
Database ID 51



Disaster per ABS component

