

Weekly SLA Customer Report

Customer DFD_Production
 Database ID 39



Harddisk Usage DFD_PRD_ABSAPP1

	Free disk space on C: (%)	Total disk space on C: (Gb)	Used disk space on C: (Gb)
29-7-2023	26	90	67
28-7-2023	26	90	67
27-7-2023	26	90	67
26-7-2023	26	90	66
25-7-2023	26	90	66
24-7-2023	26	90	66
23-7-2023	26	90	66

Harddisk Usage DFD_PRD_ABSAPP2

	Free disk space on C: (%)	Total disk space on C: (Gb)	Used disk space on C: (Gb)
29-7-2023	38	100	62
28-7-2023	38	100	62
27-7-2023	38	100	62
26-7-2023	38	100	62
25-7-2023	38	100	62
24-7-2023	38	100	62
23-7-2023	38	100	62

Weekly SLA Customer Report

Customer DFD_Production
 Database ID 39



Harddisk Usage DFD_PRD_ABSAPP3

	Free disk space on C: (%)	Total disk space on C: (Gb)	Used disk space on C: (Gb)
29-7-2023	38	100	62
28-7-2023	38	100	62
27-7-2023	38	100	62
26-7-2023	38	100	61
25-7-2023	38	100	61
24-7-2023	39	100	61
23-7-2023	39	100	61

Harddisk Usage DFD_PRD_BI1

	Free disk space on C: (%)	Total disk space on C: (Gb)	Used disk space on C: (Gb)	Free disk space on E: (%)	Total disk space on E: (Gb)	Used disk space on E: (Gb)
29-7-2023	76	150	36	29	250	177
28-7-2023	76	150	36	31	250	173
27-7-2023	76	150	36	31	250	173
26-7-2023	76	150	36	31	250	173
25-7-2023	76	150	36	31	250	173
24-7-2023	76	150	36	31	250	173
23-7-2023	76	150	36	31	250	173

Weekly SLA Customer Report

Customer DFD_Production
 Database ID 39



Harddisk Usage DFD_PRD_ORACLE1

	Free disk space on C: (%)	Total disk space on C: (Gb)	Used disk space on C: (Gb)	Free disk space on D: (%)	Total disk space on D: (Gb)	Used disk space on D: (Gb)	Free disk space on E: (%)	Total disk space on E: (Gb)	Used disk space on E: (Gb)	Free disk space on F: (%)
29-7-2023	28	78	57	75	479	121	86	650	92	59
28-7-2023	28	78	57	75	479	121	86	650	89	59
27-7-2023	28	78	57	75	479	121	86	650	89	59
26-7-2023	28	78	57	75	479	121	86	650	89	59
25-7-2023	28	78	56	75	479	121	86	650	89	59
24-7-2023	28	78	56	75	479	121	86	650	89	59
23-7-2023	28	78	56	75	479	121	86	650	89	59

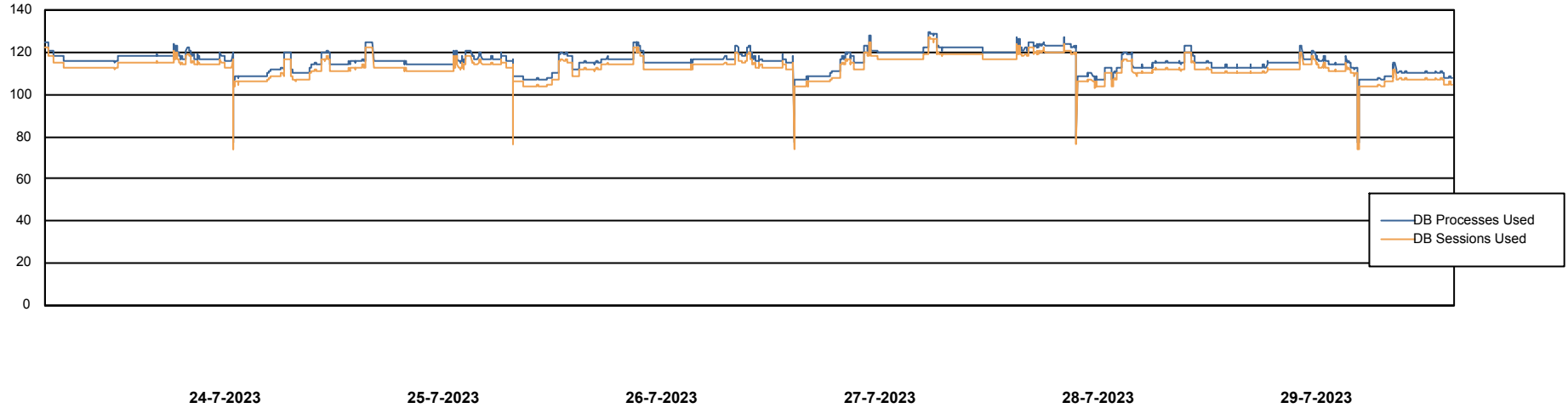
Weekly SLA Customer Report

Customer DFD_Production
Database ID 39



Database Performance DFDDDB_Production

DB Processes Max 4
DB Sessions Max 600



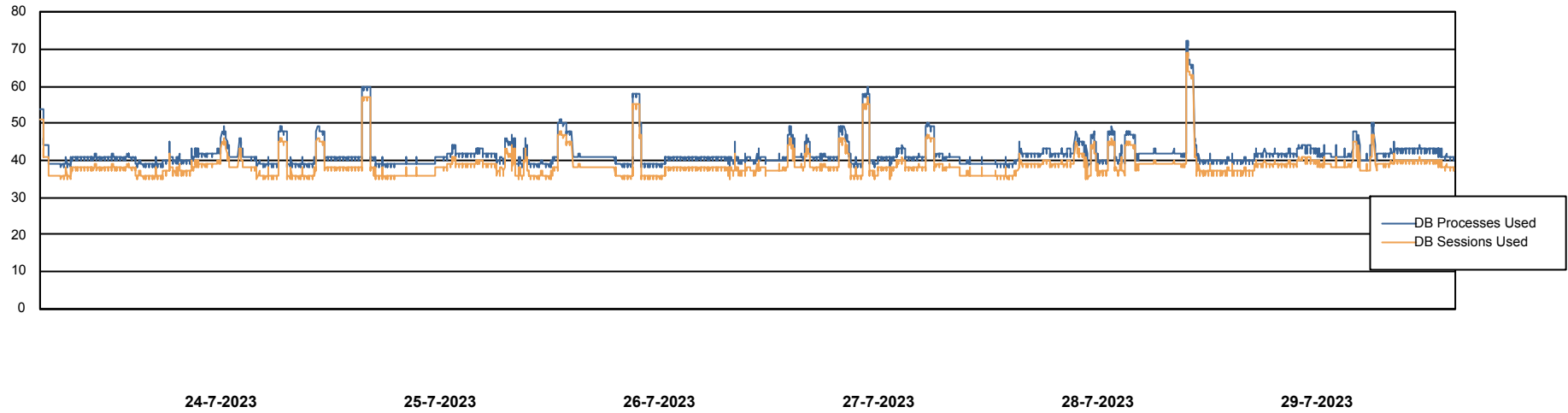
Weekly SLA Customer Report

Customer DFD_Production
Database ID 39



Database Performance DFDDDBBI_Production

DB Processes Max 500



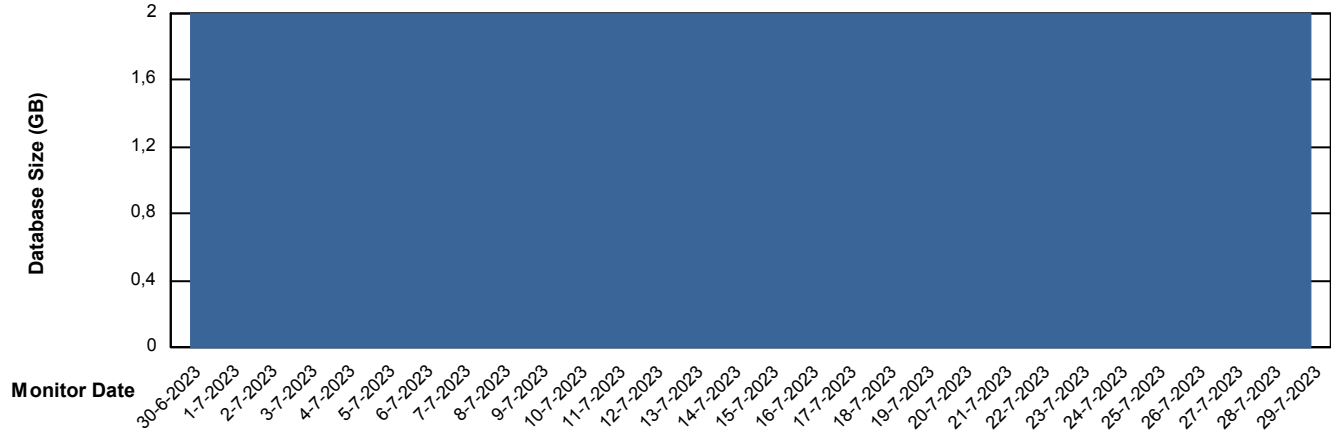
Weekly SLA Customer Report

Customer DFD_Production
Database ID 39



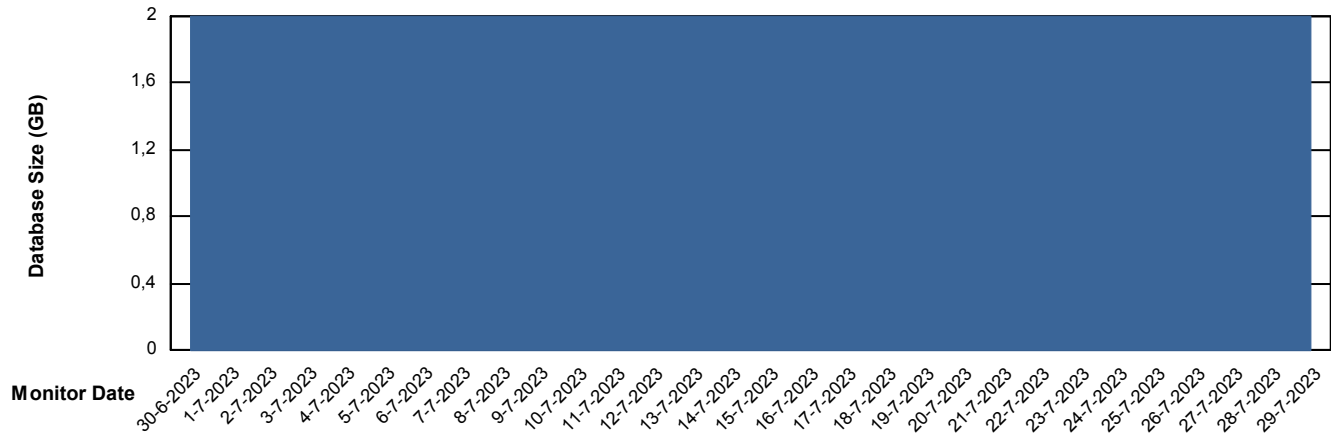
DATABASE SIZE DFDDDB_Production

Database growth over last month



DATABASE SIZE DFDDDBI_Production

Database growth over last month



Weekly SLA Customer Report

Customer DFD_Production
 Database ID 39



Database Tablespace DFDDB_Production

Date	Tablespace Name	Filesize (Gb)	Usedsize (Gb)	Percentage free
29-7-2023	ABSDATA	100	0	100
	INDX	199	0	100
28-7-2023	ABSDATA	100	0	100
	INDX	199	0	100
27-7-2023	ABSDATA	100	0	100
	INDX	199	0	100
26-7-2023	ABSDATA	100	0	100
	INDX	199	0	100
25-7-2023	ABSDATA	100	0	100
	INDX	199	0	100
24-7-2023	ABSDATA	100	0	100
	INDX	199	0	100
23-7-2023	ABSDATA	100	0	100
	INDX	199	0	100

Weekly SLA Customer Report

Customer DFD_Production
Database ID 39



Database Tablespace DFDDDBI_Production

Date	Tablespace Name	Filesize (Gb)	Usedsize (Gb)	Percentage free
29-7-2023	ABSDATA	53	0	100
	INDX	50	0	100
28-7-2023	ABSDATA	53	0	100
	INDX	50	0	100
27-7-2023	ABSDATA	53	0	100
	INDX	50	0	100
26-7-2023	ABSDATA	53	0	100
	INDX	50	0	100
25-7-2023	ABSDATA	53	0	100
	INDX	50	0	100
24-7-2023	ABSDATA	53	0	100
	INDX	50	0	100
23-7-2023	ABSDATA	53	0	100
	INDX	50	0	100

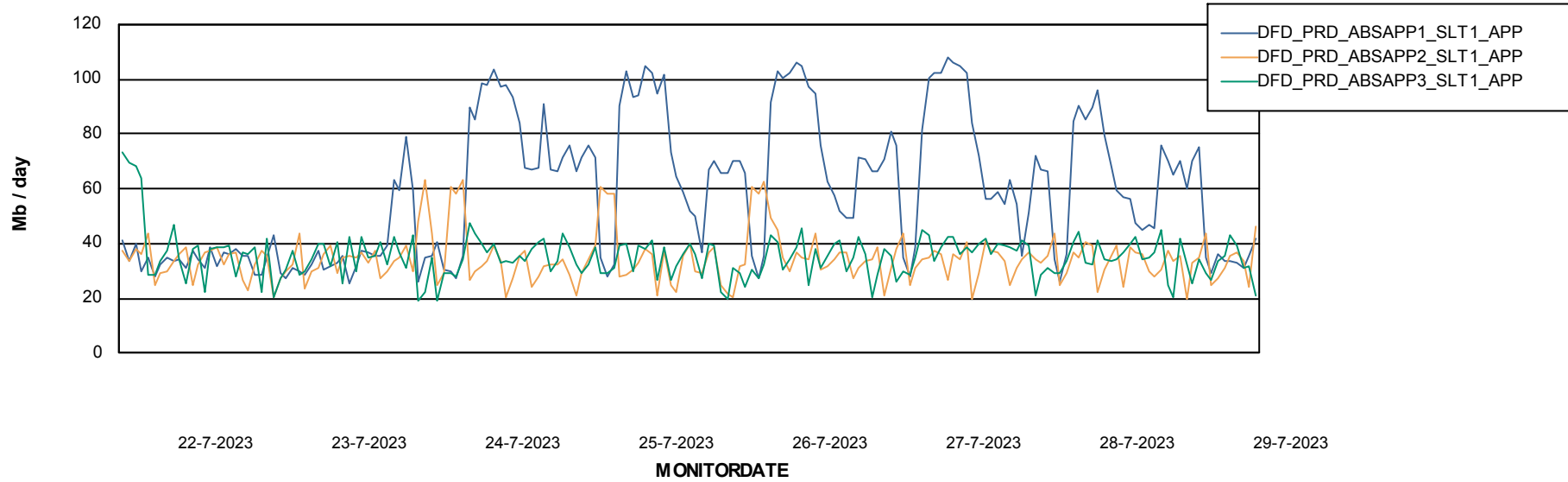
Weekly SLA Customer Report

Customer DFD_Production
Database ID 39

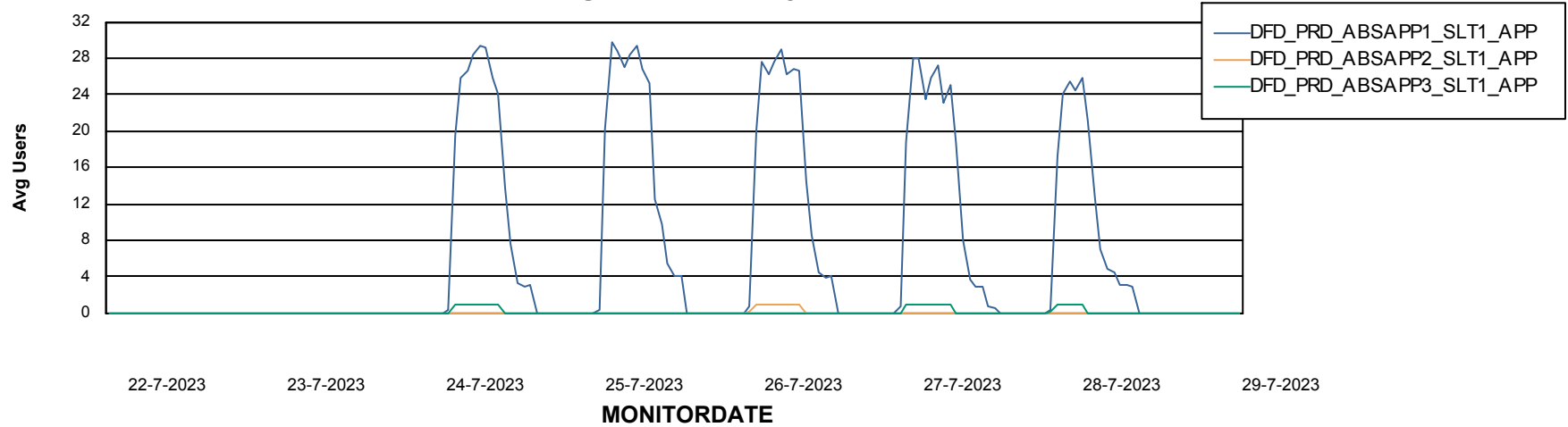


ABSSolute Application Server Services

Avg memory used per ABS Server Service



Avg users per day per ABS server



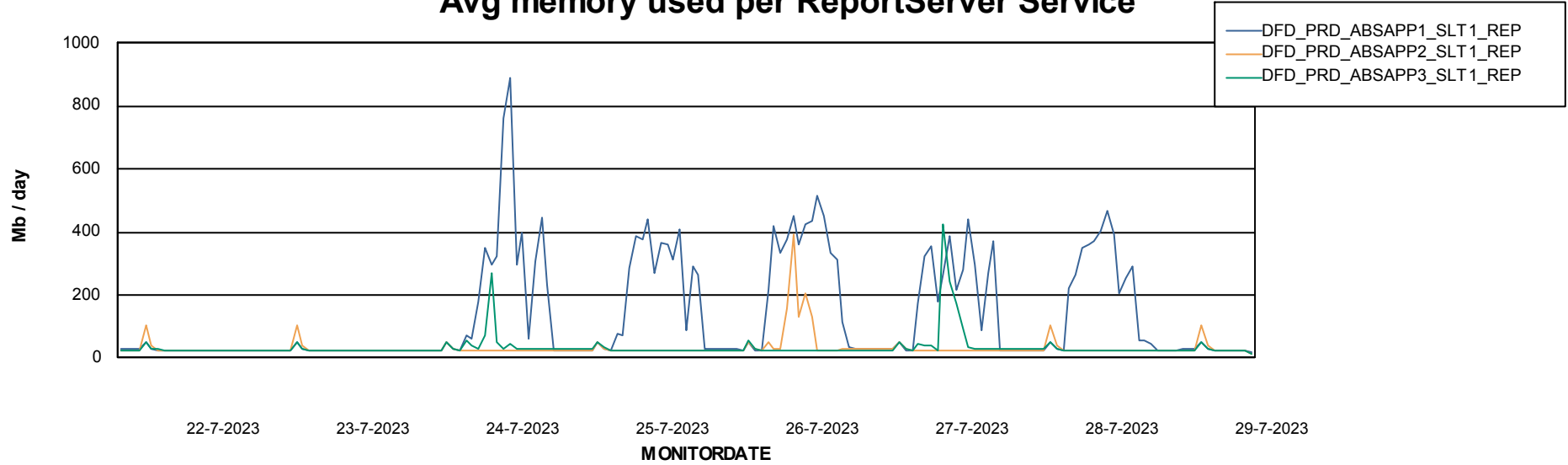
Weekly SLA Customer Report

Customer DFD_Production
Database ID 39



ABSSolute Application ReportServer Services

Avg memory used per ReportServer Service



Disaster per ABS component

