

Weekly SLA Customer Report

Customer CIW Production
 Database ID 45



Harddisk Usage CIW_PRD_ORACLE1

	Free disk space on C: (%)	Total disk space on C: (Gb)	Used disk space on C: (Gb)	Free disk space on D: (%)	Total disk space on D: (Gb)	Used disk space on D: (Gb)	Free disk space on E: (%)	Total disk space on E: (Gb)	Used disk space on E: (Gb)
29-7-2023	90	700	69	23	700	539	100	831	1
28-7-2023	90	700	69	23	700	536	100	831	1
27-7-2023	90	700	69	24	700	535	100	831	1
26-7-2023	90	700	69	24	700	533	100	831	1
25-7-2023	90	700	69	24	700	532	100	831	1
24-7-2023	90	700	69	24	700	530	100	831	1
23-7-2023	90	700	69	24	700	529	100	831	1

Harddisk Usage CIW_PRD_ORACLE2

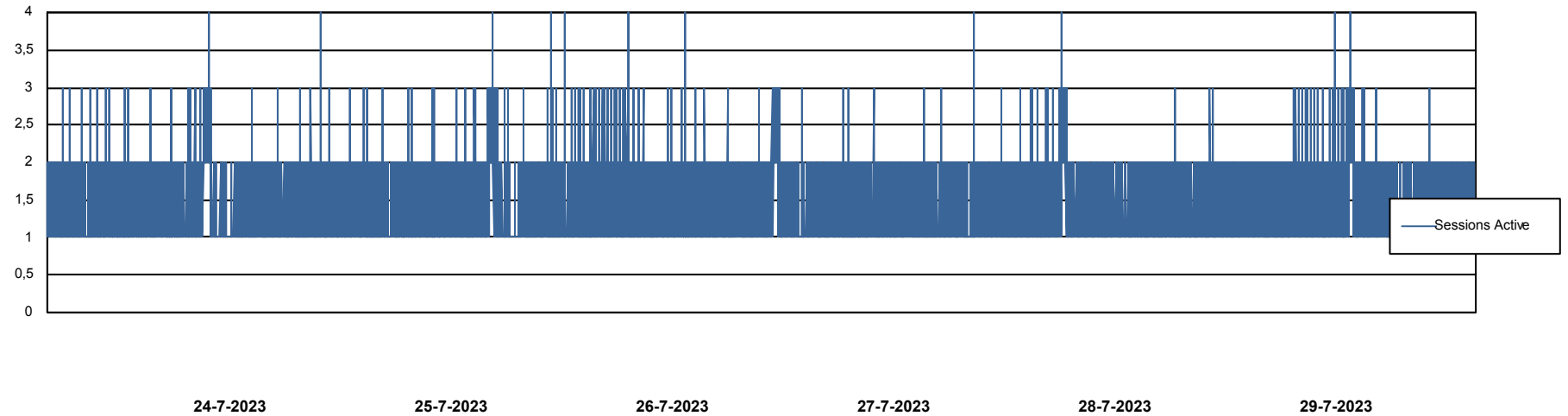
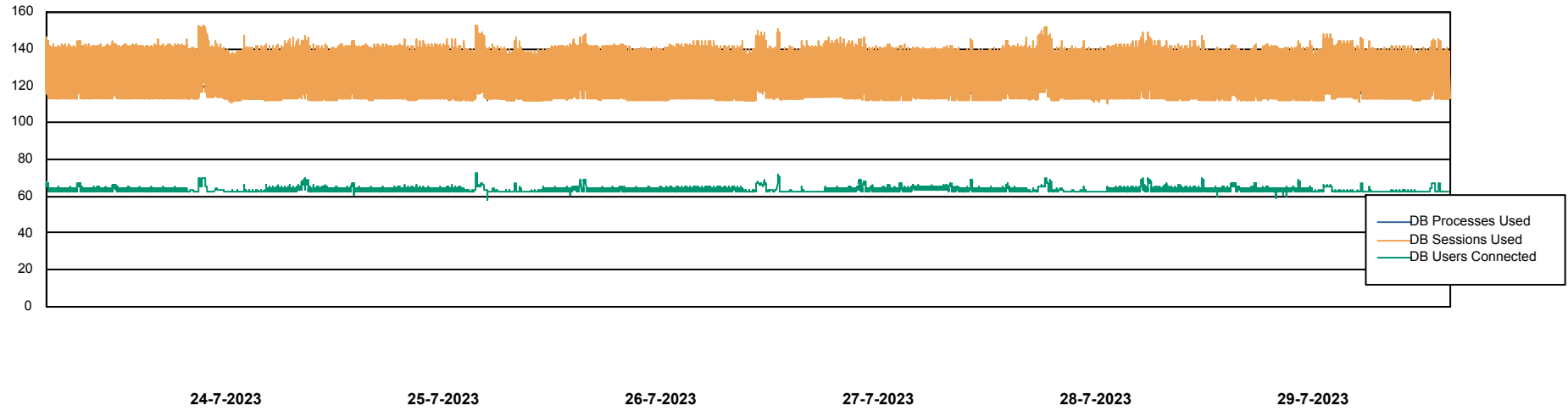
	Free disk space on C: (%)	Total disk space on C: (Gb)	Used disk space on C: (Gb)	Free disk space on D: (%)	Total disk space on D: (Gb)	Used disk space on D: (Gb)	Free disk space on E: (%)	Total disk space on E: (Gb)	Used disk space on E: (Gb)
29-7-2023	87	701	89	21	700	551	98	830	17
28-7-2023	87	701	89	21	700	550	98	830	17
27-7-2023	87	701	89	22	700	549	98	830	17
26-7-2023	87	701	89	22	700	547	98	830	17
25-7-2023	87	701	89	22	700	546	98	830	17
24-7-2023	87	701	89	22	700	544	98	830	17
23-7-2023	87	701	89	22	700	543	98	830	17

Weekly SLA Customer Report

Customer CIW Production
Database ID 45



Database Performance CIWDB_Production



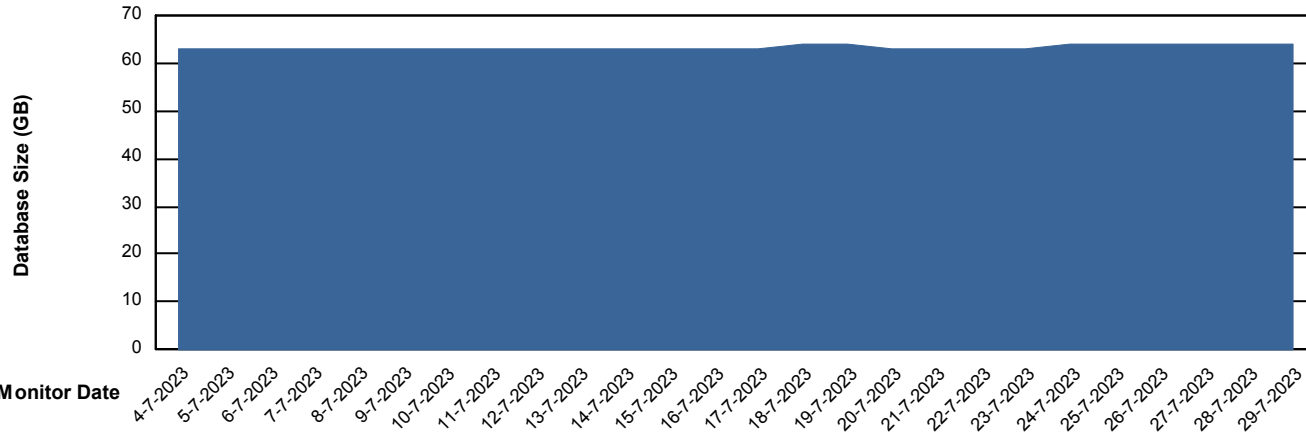
Weekly SLA Customer Report

Customer CIW Production
 Database ID 45



DATABASE SIZE CIWDB_Production

Database growth over last month



Database Tablespace CIWDB_Production

Date	Tablespace Name	Filesize (Gb)	Usedsize (Gb)	Percentage free
29-7-2023	ABSDATA	60	49	18
	INDX	12	7	40
28-7-2023	ABSDATA	60	49	18
	INDX	12	7	40
27-7-2023	ABSDATA	60	49	18
	INDX	12	7	40
26-7-2023	ABSDATA	60	49	18
	INDX	12	7	40
25-7-2023	ABSDATA	60	49	18
	INDX	12	7	40
24-7-2023	ABSDATA	60	49	18
	INDX	12	7	40
23-7-2023	ABSDATA	60	49	18
	INDX	12	7	40