

Weekly SLA Customer Report

Customer EUT_Production
 Database ID 114



Harddisk Usage EUT_EUP_PROD_URVINA22T

| | Free disk space on C: (%) | Total disk space on C: (Gb) | Used disk space on C: (Gb) | Free disk space on D: (%) | Total disk space on D: (Gb) | Used disk space on D: (Gb) | Free disk space on E: (%) | Total disk space on E: (Gb) | Used disk space on E: (Gb) |
|-----------|---------------------------|-----------------------------|----------------------------|---------------------------|-----------------------------|----------------------------|---------------------------|-----------------------------|----------------------------|
| 22-7-2023 | 60 | 250 | 100 | 19 | 350 | 283 | 74 | 100 | 26 |
| 21-7-2023 | 60 | 250 | 100 | 19 | 350 | 283 | 76 | 100 | 24 |
| 20-7-2023 | 60 | 250 | 101 | 19 | 350 | 283 | 76 | 100 | 24 |
| 19-7-2023 | 60 | 250 | 100 | 19 | 350 | 283 | 76 | 100 | 24 |
| 18-7-2023 | 60 | 250 | 100 | 19 | 350 | 283 | 76 | 100 | 24 |
| 17-7-2023 | 60 | 250 | 100 | 19 | 350 | 283 | 76 | 100 | 24 |
| 16-7-2023 | 60 | 250 | 100 | 19 | 350 | 283 | 76 | 100 | 24 |

Harddisk Usage EUT_URM_PROD_URVINA26

| | Free disk space on C: (%) | Total disk space on C: (Gb) | Used disk space on C: (Gb) | Free disk space on E: (%) | Total disk space on E: (Gb) | Used disk space on E: (Gb) |
|-----------|---------------------------|-----------------------------|----------------------------|---------------------------|-----------------------------|----------------------------|
| 22-7-2023 | 33 | 150 | 100 | 29 | 300 | 213 |
| 21-7-2023 | 33 | 150 | 100 | 30 | 300 | 211 |
| 20-7-2023 | 33 | 150 | 100 | 30 | 300 | 210 |
| 19-7-2023 | 33 | 150 | 100 | 29 | 300 | 213 |
| 18-7-2023 | 33 | 150 | 100 | 30 | 300 | 211 |
| 17-7-2023 | 33 | 150 | 100 | 30 | 300 | 209 |
| 16-7-2023 | 33 | 150 | 100 | 31 | 300 | 208 |

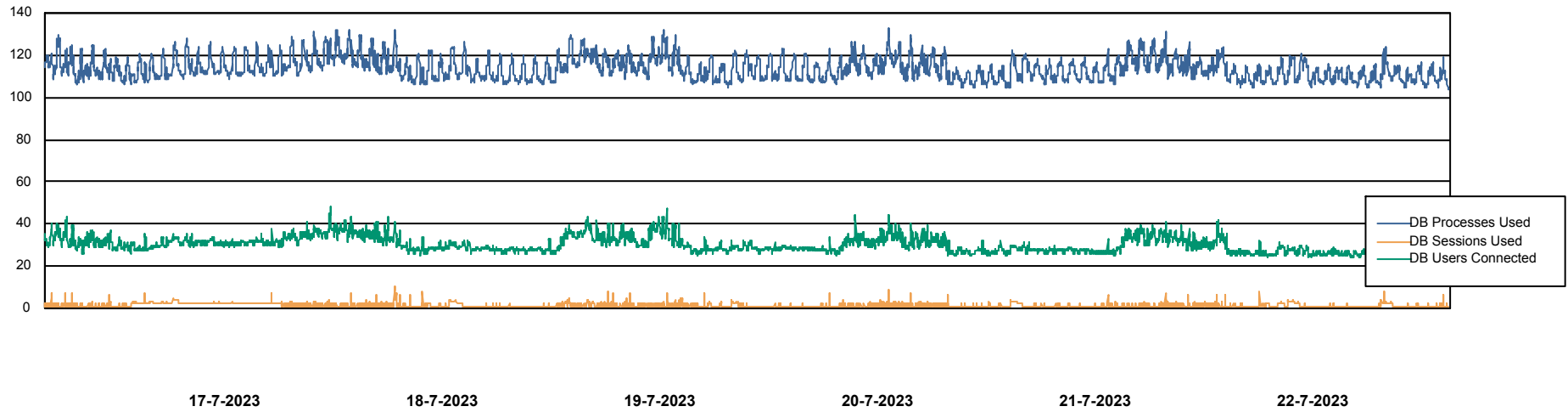
Weekly SLA Customer Report

Customer EUT_Production
Database ID 114



Database Performance EUT_EUP_PRD_URVINA22T_DB

DB Processes Max 500



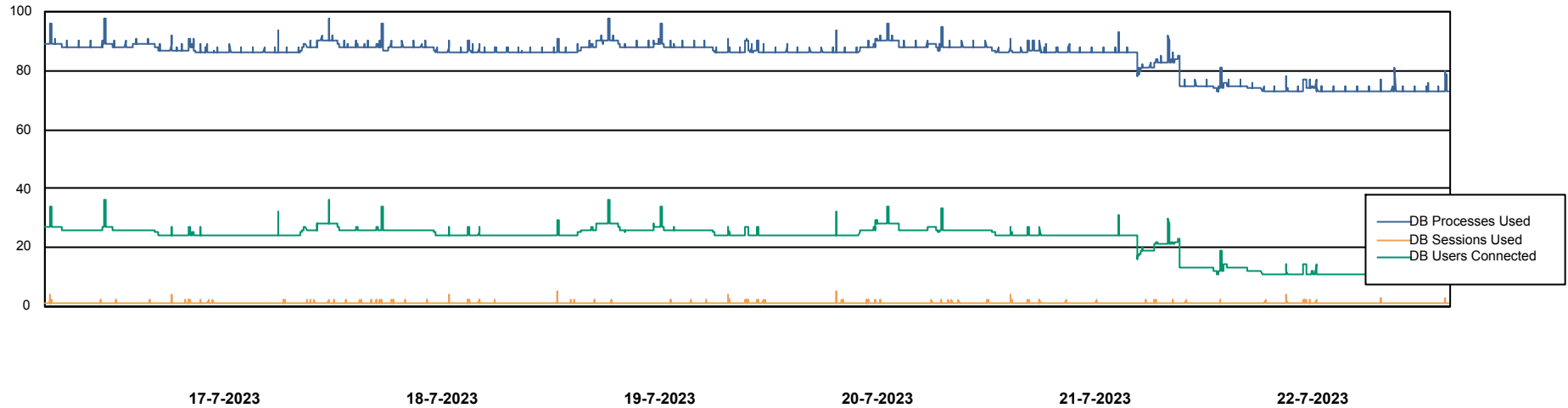
Weekly SLA Customer Report

Customer EUT_Production
Database ID 114



Database Performance EUT_URM_PRD_URVINA26_DB

DB Processes Max 1,000



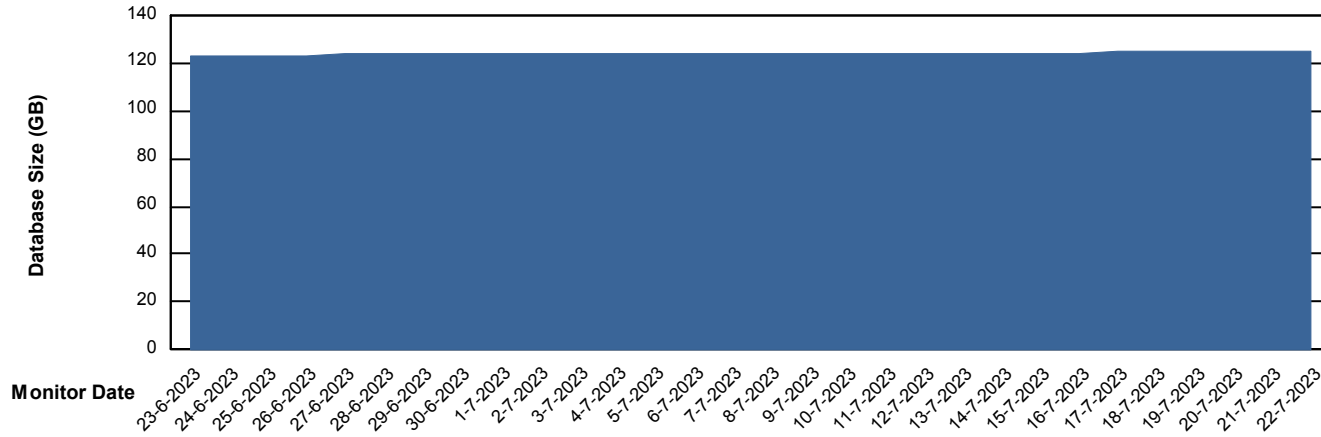
Weekly SLA Customer Report

Customer EUT_Production
Database ID 114



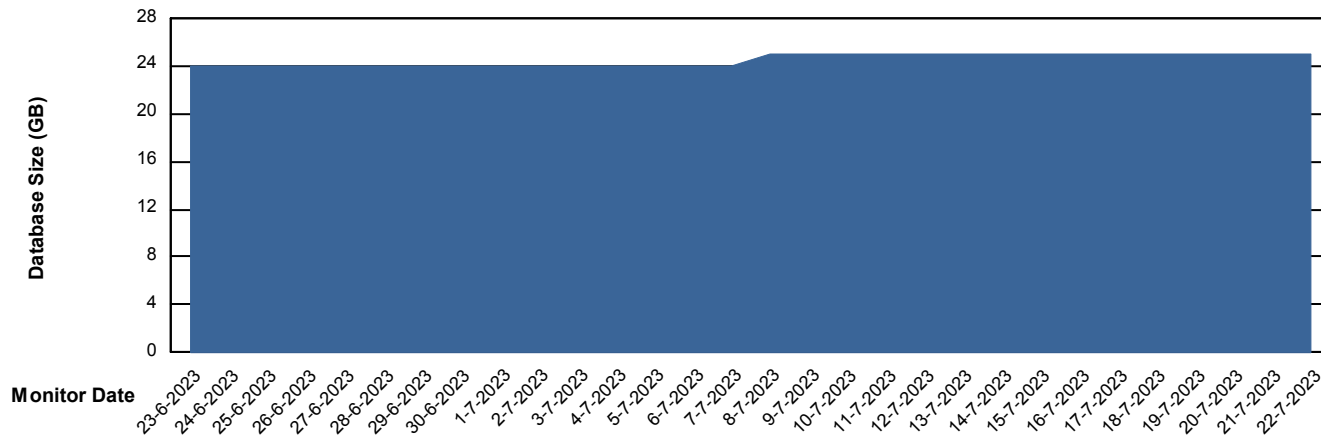
DATABASE SIZE EUT_EUP_PRD_URVINA22T_DB

Database growth over last month



DATABASE SIZE EUT_URM_PRD_URVINA26_DB

Database growth over last month



Weekly SLA Customer Report

Customer EUT_Production
Database ID 114



Database Tablespace EUT_EUP_PRD_URVINA22T_DB

| Date | Tablespace Name | Filesize (Gb) | Usedsize (Gb) | Percentage free |
|-----------|-----------------|---------------|---------------|-----------------|
| 22-7-2023 | ABSDATA | 111 | 93 | 17 |
| | INDX | 26 | 19 | 25 |
| 21-7-2023 | ABSDATA | 111 | 93 | 17 |
| | INDX | 26 | 19 | 25 |
| 20-7-2023 | ABSDATA | 111 | 93 | 17 |
| | INDX | 26 | 19 | 25 |
| 19-7-2023 | ABSDATA | 111 | 92 | 17 |
| | INDX | 26 | 19 | 25 |
| 18-7-2023 | ABSDATA | 111 | 92 | 17 |
| | INDX | 26 | 19 | 25 |
| 17-7-2023 | ABSDATA | 111 | 92 | 17 |
| | INDX | 26 | 19 | 25 |
| 16-7-2023 | ABSDATA | 111 | 92 | 17 |
| | INDX | 26 | 19 | 25 |

Weekly SLA Customer Report

Customer EUT_Production
Database ID 114



Database Tablespace EUT_URM_PRD_URVINA26_DB

| Date | Tablespace Name | Filesize (Gb) | Usedsize (Gb) | Percentage free |
|-----------|-----------------|---------------|---------------|-----------------|
| 22-7-2023 | ABSDATA | 22 | 18 | 17 |
| | INDX | 8 | 4 | 50 |
| 21-7-2023 | ABSDATA | 22 | 18 | 17 |
| | INDX | 8 | 4 | 50 |
| 20-7-2023 | ABSDATA | 22 | 18 | 17 |
| | INDX | 8 | 4 | 50 |
| 19-7-2023 | ABSDATA | 22 | 18 | 17 |
| | INDX | 8 | 4 | 50 |
| 18-7-2023 | ABSDATA | 22 | 18 | 17 |
| | INDX | 8 | 4 | 51 |
| 17-7-2023 | ABSDATA | 22 | 18 | 17 |
| | INDX | 8 | 4 | 51 |
| 16-7-2023 | ABSDATA | 22 | 18 | 17 |
| | INDX | 8 | 4 | 51 |