

Weekly SLA Customer Report

Customer DFD_Production
Database ID 39



Harddisk Usage DFD_PRD_ABSAPP1

	Free disk space on C: (%)	Total disk space on C: (Gb)	Used disk space on C: (Gb)
22-7-2023	26	90	66
21-7-2023	26	90	66
20-7-2023	26	90	66
19-7-2023	26	90	66
18-7-2023	26	90	66
17-7-2023	26	90	66
16-7-2023	26	90	66

Harddisk Usage DFD_PRD_ABSAPP2

	Free disk space on C: (%)	Total disk space on C: (Gb)	Used disk space on C: (Gb)
22-7-2023	38	100	62
21-7-2023	38	100	62
20-7-2023	38	100	62
19-7-2023	38	100	62
18-7-2023	38	100	62
17-7-2023	38	100	62
16-7-2023	38	100	62

Weekly SLA Customer Report

Customer DFD_Production
 Database ID 39



Harddisk Usage DFD_PRD_ABSAPP3

	Free disk space on C: (%)	Total disk space on C: (Gb)	Used disk space on C: (Gb)
22-7-2023	39	100	61
21-7-2023	39	100	61
20-7-2023	39	100	61
19-7-2023	39	100	61
18-7-2023	39	100	61
17-7-2023	39	100	61
16-7-2023	39	100	61

Harddisk Usage DFD_PRD_BI1

	Free disk space on C: (%)	Total disk space on C: (Gb)	Used disk space on C: (Gb)	Free disk space on E: (%)	Total disk space on E: (Gb)	Used disk space on E: (Gb)
22-7-2023	76	150	36	29	250	176
21-7-2023	76	150	36	31	250	173
20-7-2023	76	150	36	31	250	173
19-7-2023	76	150	36	31	250	173
18-7-2023	75	150	37	31	250	173
17-7-2023	76	150	37	31	250	173
16-7-2023	76	150	35	31	250	173

Weekly SLA Customer Report

Customer DFD_Production
 Database ID 39



Harddisk Usage DFD_PRD_ORACLE1

	Free disk space on C: (%)	Total disk space on C: (Gb)	Used disk space on C: (Gb)	Free disk space on D: (%)	Total disk space on D: (Gb)	Used disk space on D: (Gb)	Free disk space on E: (%)	Total disk space on E: (Gb)	Used disk space on E: (Gb)	Free disk space on F: (%)
22-7-2023	28	78	56	75	479	121	86	650	93	59
21-7-2023	28	78	56	75	479	121	86	650	89	59
20-7-2023	28	78	56	75	479	121	86	650	89	59
19-7-2023	28	78	56	75	479	121	86	650	89	59
18-7-2023	28	78	56	75	479	121	86	650	89	59
17-7-2023	28	78	56	75	479	121	86	650	88	59
16-7-2023	28	78	56	75	479	121	86	650	88	59

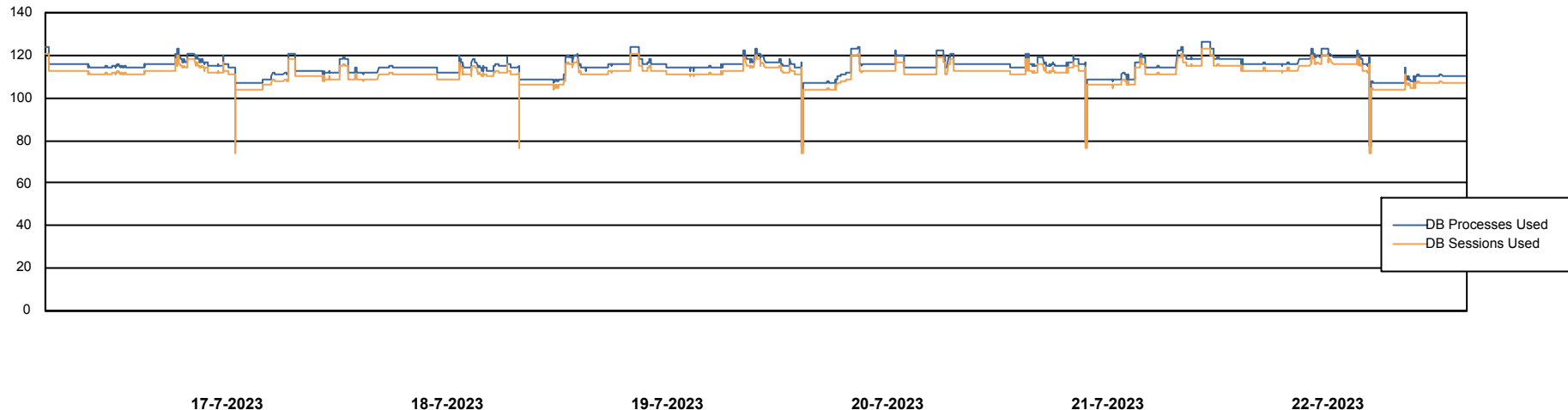
Weekly SLA Customer Report

Customer DFD_Production
Database ID 39



Database Performance DFDDDB_Production

DB Processes Max 4
DB Sessions Max 600



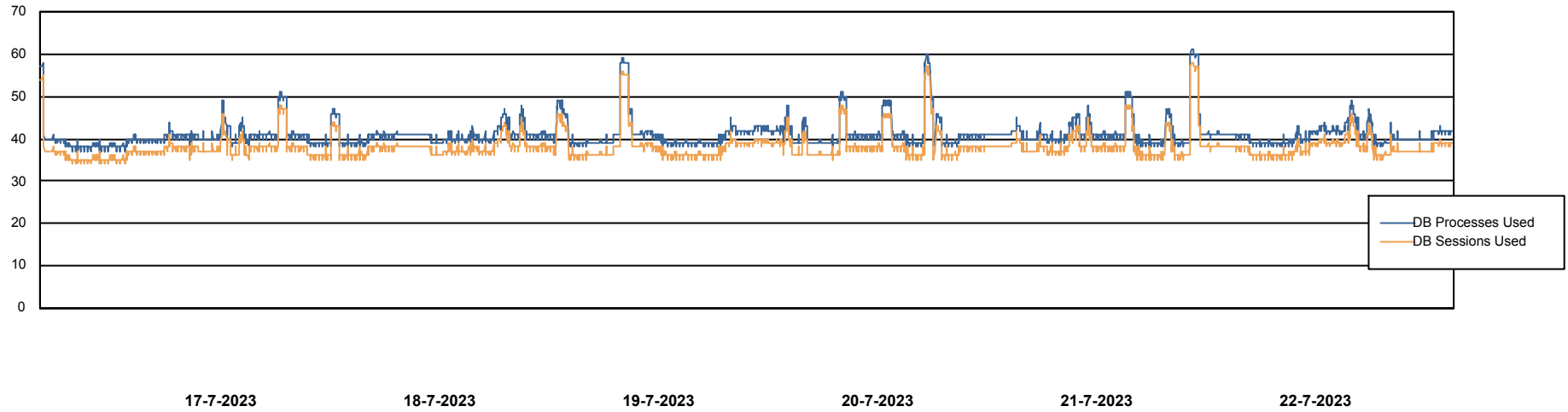
Weekly SLA Customer Report

Customer DFD_Production
Database ID 39



Database Performance DFDDDBBI_Production

DB Processes Max 500



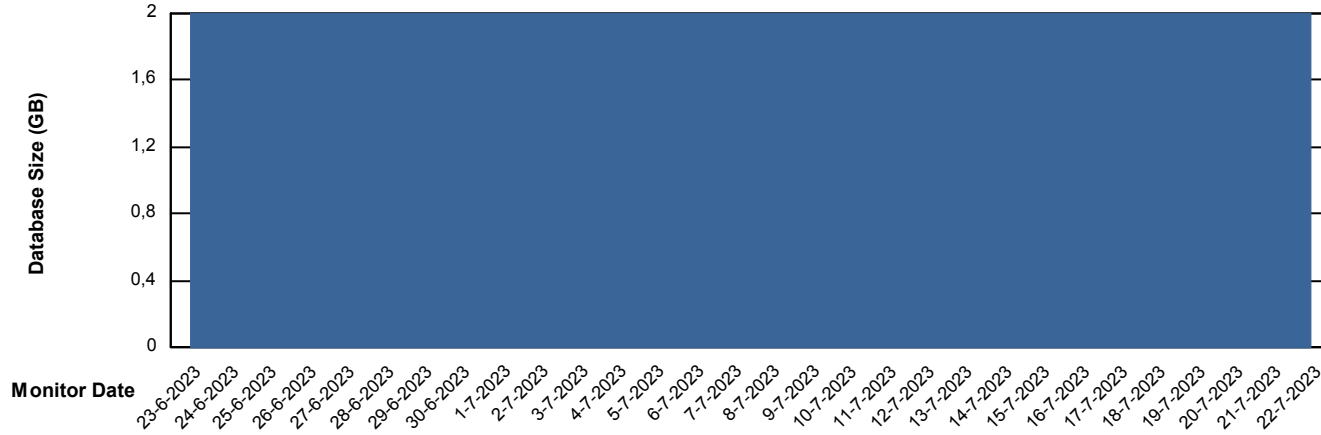
Weekly SLA Customer Report

Customer DFD_Production
Database ID 39



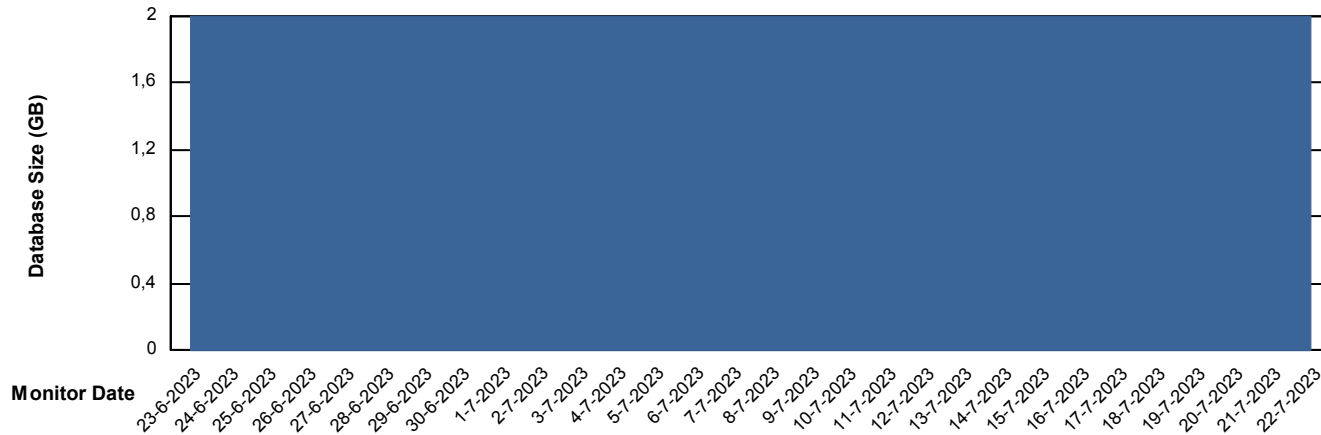
DATABASE SIZE DFDDDB_Production

Database growth over last month



DATABASE SIZE DFDDDBI_Production

Database growth over last month



Weekly SLA Customer Report

Customer DFD_Production
Database ID 39



Database Tablespace DFDDB_Production

Date	Tablespace Name	Filesize (Gb)	Usedsize (Gb)	Percentage free
22-7-2023	ABSDATA	100	0	100
	INDX	199	0	100
21-7-2023	ABSDATA	100	0	100
	INDX	199	0	100
20-7-2023	ABSDATA	100	0	100
	INDX	199	0	100
19-7-2023	ABSDATA	100	0	100
	INDX	199	0	100
18-7-2023	ABSDATA	100	0	100
	INDX	199	0	100
17-7-2023	ABSDATA	100	0	100
	INDX	199	0	100
16-7-2023	ABSDATA	100	0	100
	INDX	199	0	100

Weekly SLA Customer Report

Customer DFD_Production
Database ID 39



Database Tablespace DFDDDBBI_Production

Date	Tablespace Name	Filesize (Gb)	Usedsize (Gb)	Percentage free
22-7-2023	ABSDATA	53	0	100
	INDX	50	0	100
21-7-2023	ABSDATA	53	0	100
	INDX	50	0	100
20-7-2023	ABSDATA	53	0	100
	INDX	50	0	100
19-7-2023	ABSDATA	53	0	100
	INDX	50	0	100
18-7-2023	ABSDATA	53	0	100
	INDX	50	0	100
17-7-2023	ABSDATA	53	0	100
	INDX	50	0	100
16-7-2023	ABSDATA	53	0	100
	INDX	50	0	100

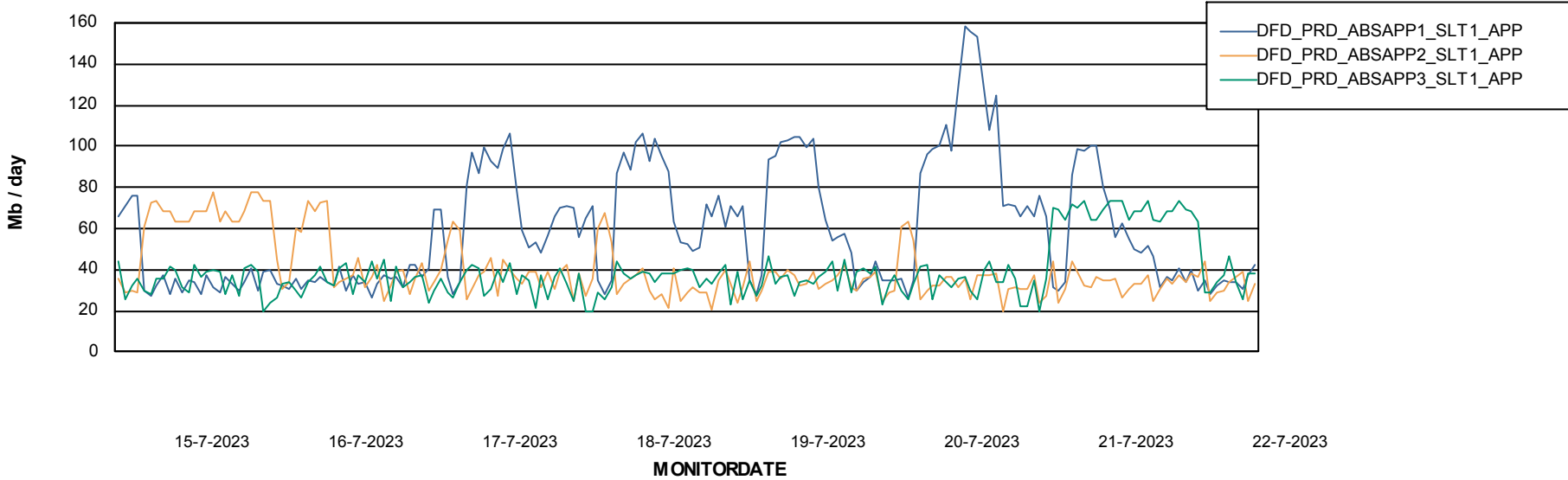
Weekly SLA Customer Report

Customer DFD_Production
Database ID 39

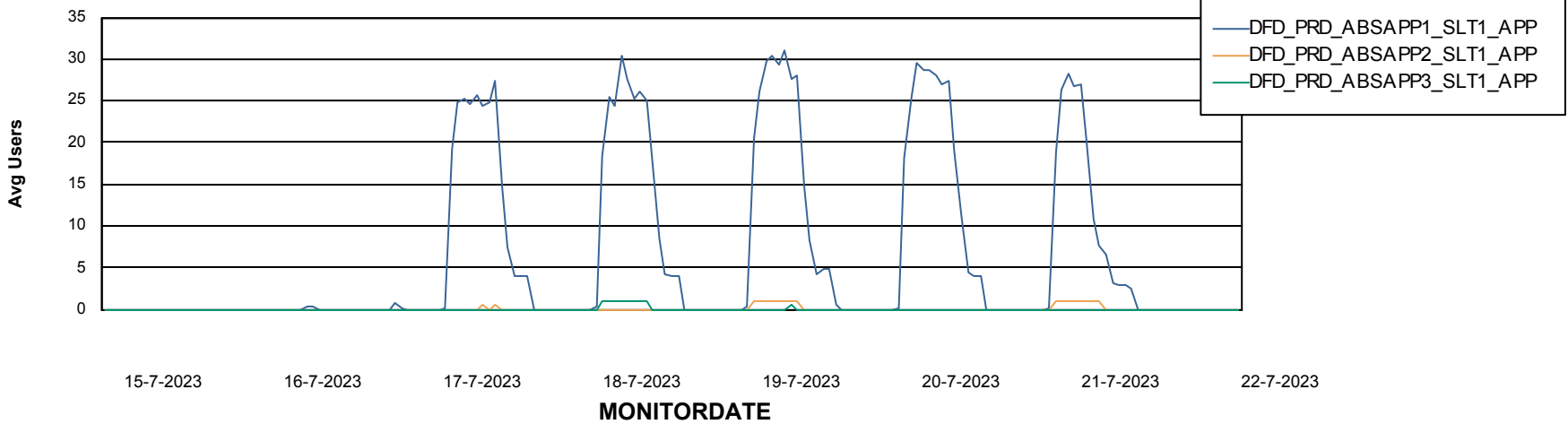


ABSolute Application Server Services

Avg memory used per ABS Server Service



Avg users per day per ABS server



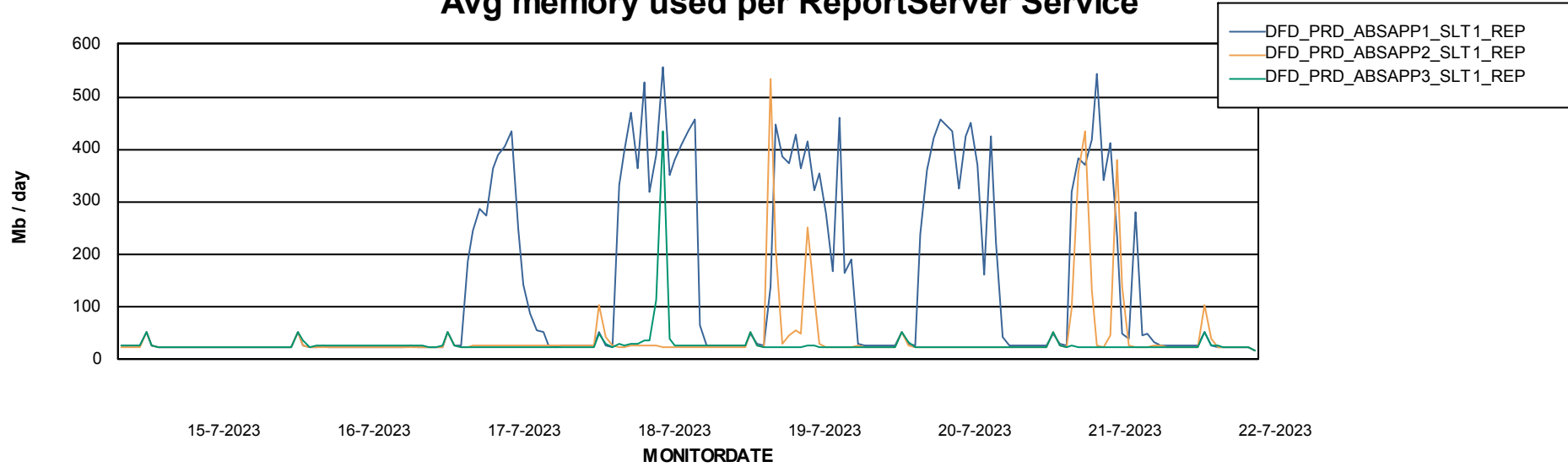
Weekly SLA Customer Report

Customer DFD_Production
Database ID 39



ABSSolute Application ReportServer Services

Avg memory used per ReportServer Service



Disaster per ABS component

