

Weekly SLA Customer Report

Customer CIW Production
Database ID 45



Harddisk Usage CIW_PRD_ORACLE1

	Free disk space on C: (%)	Total disk space on C: (Gb)	Used disk space on C: (Gb)	Free disk space on D: (%)	Total disk space on D: (Gb)	Used disk space on D: (Gb)	Free disk space on E: (%)	Total disk space on E: (Gb)	Used disk space on E: (Gb)
22-7-2023	90	700	69	25	700	523	100	831	1
21-7-2023	90	700	69	28	700	506	100	831	1
20-7-2023	90	700	69	28	700	505	100	831	1
19-7-2023	90	700	69	29	700	500	100	831	1
18-7-2023	90	700	69	31	700	481	100	831	1
17-7-2023	90	700	69	22	700	543	100	831	1
16-7-2023	90	700	69	17	700	579	100	831	1

Harddisk Usage CIW_PRD_ORACLE2

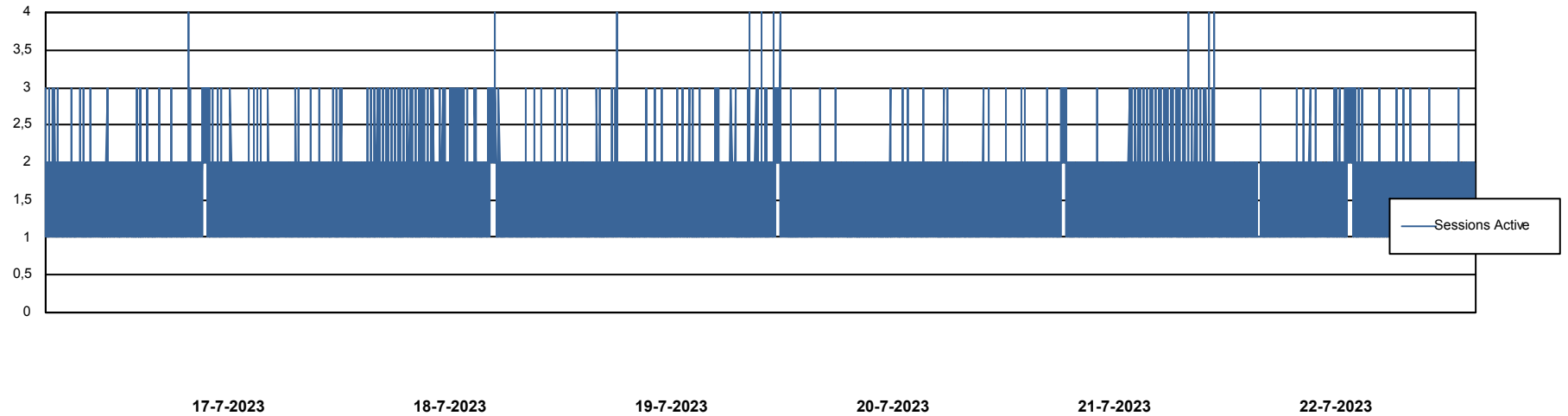
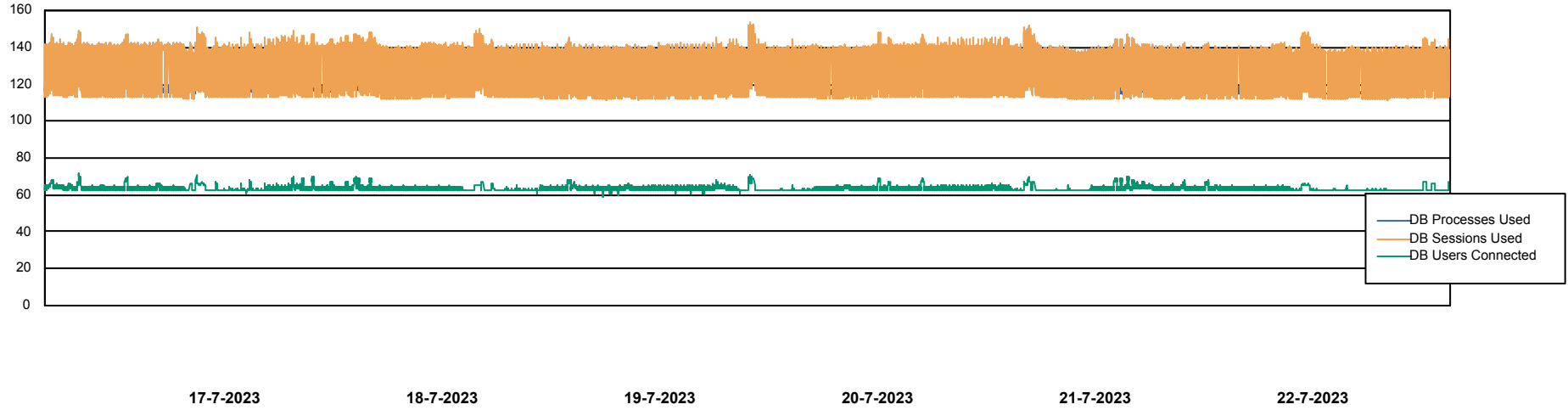
	Free disk space on C: (%)	Total disk space on C: (Gb)	Used disk space on C: (Gb)	Free disk space on D: (%)	Total disk space on D: (Gb)	Used disk space on D: (Gb)	Free disk space on E: (%)	Total disk space on E: (Gb)	Used disk space on E: (Gb)
22-7-2023	87	701	89	23	700	542	98	830	17
21-7-2023	87	701	89	23	700	541	98	830	17
20-7-2023	87	701	89	23	700	539	98	830	17
19-7-2023	87	701	89	23	700	538	98	830	17
18-7-2023	87	701	89	23	700	536	98	830	17
17-7-2023	87	701	89	24	700	535	98	830	17
16-7-2023	87	701	89	24	700	534	98	830	17

Weekly SLA Customer Report

Customer CIW Production
Database ID 45



Database Performance CIWDB_Production



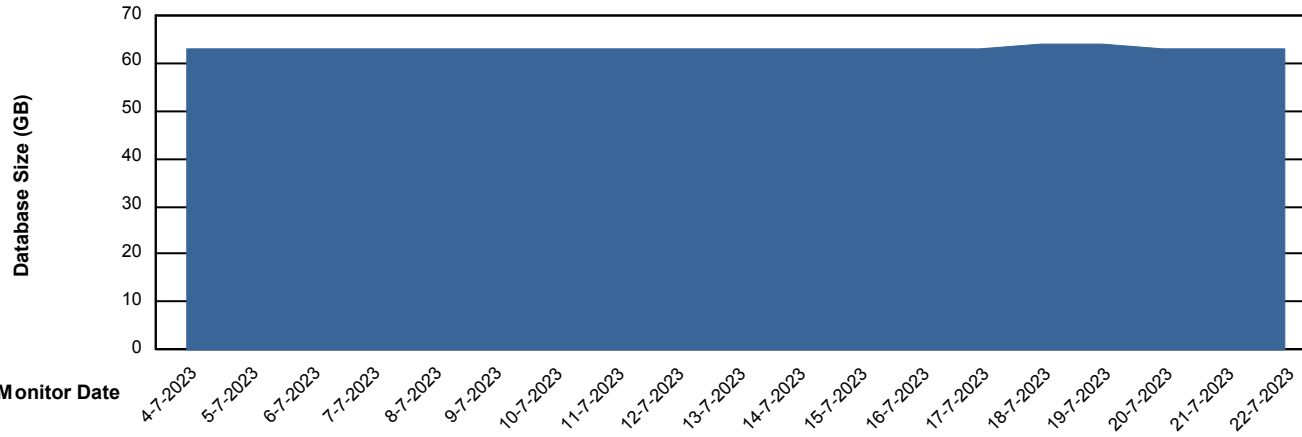
Weekly SLA Customer Report

Customer CIW Production
 Database ID 45



DATABASE SIZE CIWDB_Production

Database growth over last month



Database Tablespace CIWDB_Production

Date	Tablespace Name	Filesize (Gb)	Usedsize (Gb)	Percentage free
22-7-2023	ABSDATA	60	49	18
	INDX	12	7	40
21-7-2023	ABSDATA	60	49	18
	INDX	12	7	40
20-7-2023	ABSDATA	60	49	18
	INDX	12	7	40
19-7-2023	ABSDATA	60	49	18
	INDX	12	7	40
18-7-2023	ABSDATA	60	49	18
	INDX	12	7	40
17-7-2023	ABSDATA	60	49	18
	INDX	12	7	40
16-7-2023	ABSDATA	60	49	18
	INDX	12	7	40