

Weekly SLA Customer Report

Customer DFD_Production
 Database ID 39



Harddisk Usage DFD_PRD_ABSAPP1

	Free disk space on C: (%)	Total disk space on C: (Gb)	Used disk space on C: (Gb)
17-7-2023	26	90	66
16-7-2023	26	90	66
15-7-2023	26	90	66
14-7-2023	26	90	66
13-7-2023	26	90	66
12-7-2023	26	90	66
11-7-2023	26	90	66

Harddisk Usage DFD_PRD_ABSAPP2

	Free disk space on C: (%)	Total disk space on C: (Gb)	Used disk space on C: (Gb)
17-7-2023	38	100	62
16-7-2023	38	100	62
15-7-2023	38	100	62
14-7-2023	38	100	62
13-7-2023	38	100	62
12-7-2023	38	100	62
11-7-2023	38	100	62

Weekly SLA Customer Report

Customer DFD_Production
Database ID 39



Harddisk Usage DFD_PRD_ABSAPP3

	Free disk space on C: (%)	Total disk space on C: (Gb)	Used disk space on C: (Gb)
17-7-2023	39	100	61
16-7-2023	39	100	61
15-7-2023	39	100	61
14-7-2023	39	100	61
13-7-2023	39	100	61
12-7-2023	39	100	61
11-7-2023	39	100	61

Harddisk Usage DFD_PRD_BI1

	Free disk space on C: (%)	Total disk space on C: (Gb)	Used disk space on C: (Gb)	Free disk space on E: (%)	Total disk space on E: (Gb)	Used disk space on E: (Gb)
17-7-2023	76	150	37	30	250	176
16-7-2023	76	150	35	31	250	173
15-7-2023	76	150	35	31	250	173
14-7-2023	76	150	35	31	250	173
13-7-2023	76	150	35	31	250	173
12-7-2023	76	150	35	31	250	173
11-7-2023	76	150	35	31	250	173

Weekly SLA Customer Report

Customer DFD_Production
Database ID 39



Harddisk Usage DFD_PRD_ORACLE1

	Free disk space on C: (%)	Total disk space on C: (Gb)	Used disk space on C: (Gb)	Free disk space on D: (%)	Total disk space on D: (Gb)	Used disk space on D: (Gb)	Free disk space on E: (%)	Total disk space on E: (Gb)	Used disk space on E: (Gb)	Free disk space on F: (%)
17-7-2023	28	78	56	75	479	121	86	650	92	59
16-7-2023	28	78	56	75	479	121	86	650	88	59
15-7-2023	28	78	56	75	479	121	86	650	88	59
14-7-2023	28	78	56	75	479	121	86	650	88	59
13-7-2023	28	78	56	75	479	121	86	650	89	59
12-7-2023	28	78	56	75	479	121	86	650	89	59
11-7-2023	28	78	56	75	479	121	86	650	89	59

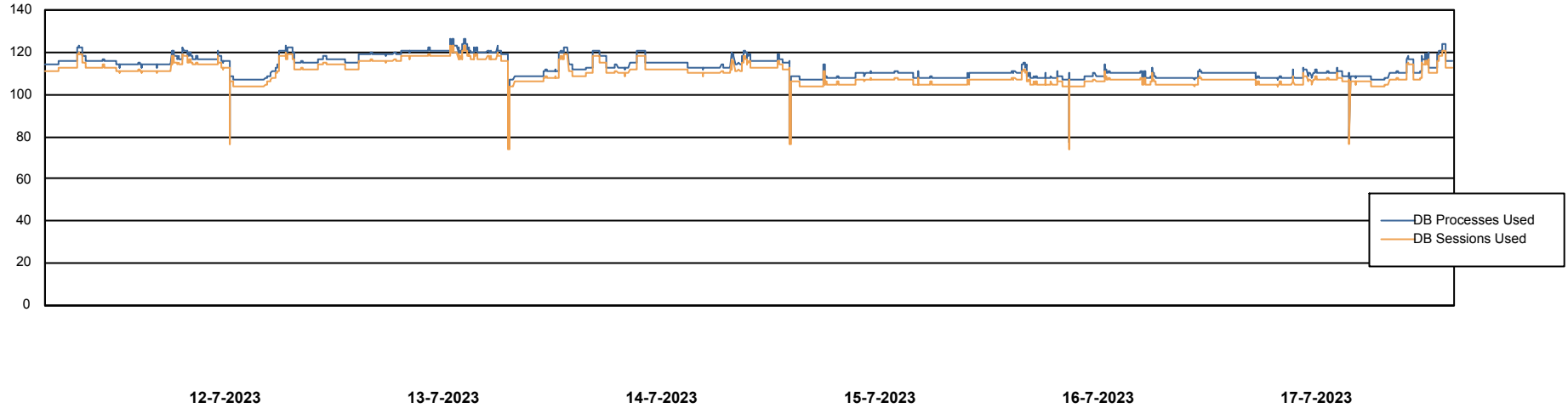
Weekly SLA Customer Report

Customer DFD_Production
Database ID 39



Database Performance DFDDB_Production

DB Processes Max 4
DB Sessions Max 600



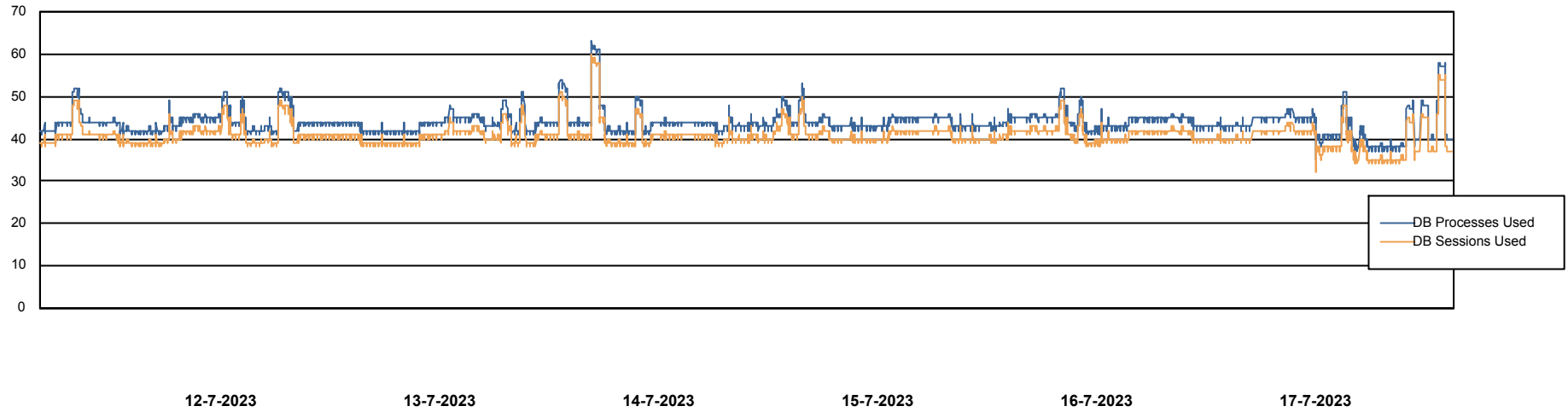
Weekly SLA Customer Report

Customer DFD_Production
Database ID 39



Database Performance DFDDDBBI_Production

DB Processes Max 500



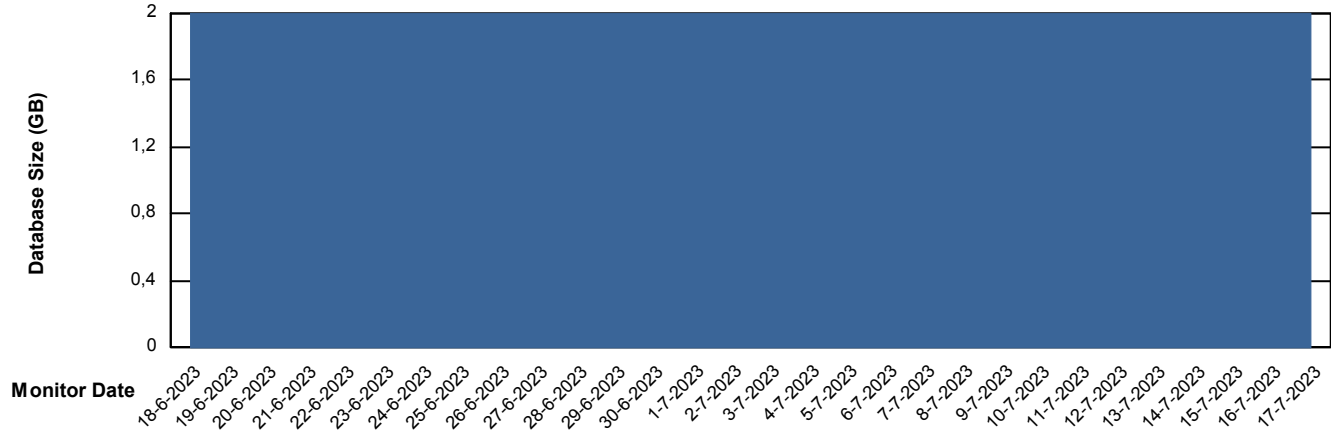
Weekly SLA Customer Report

Customer DFD_Production
Database ID 39



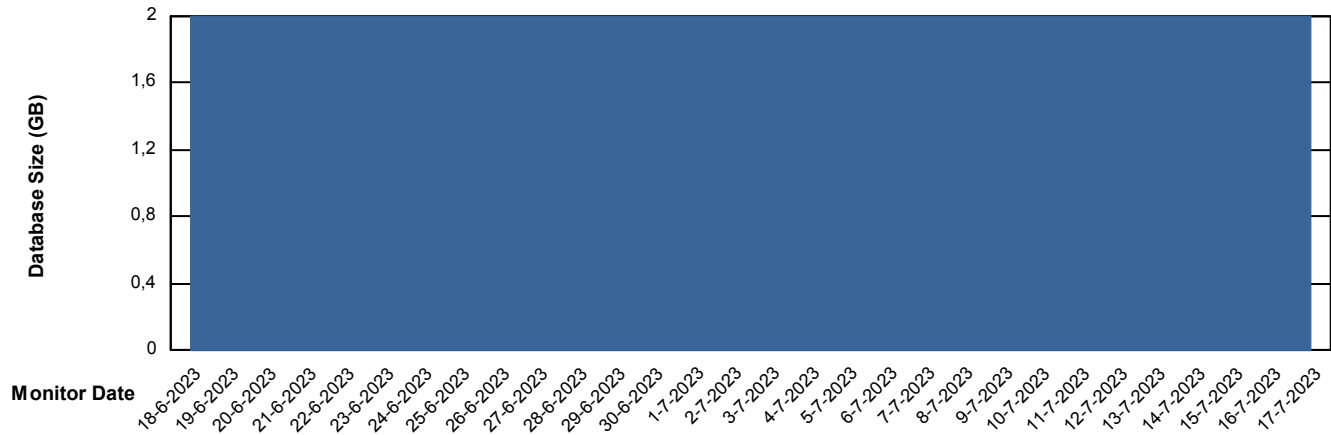
DATABASE SIZE DFDDDB_Production

Database growth over last month



DATABASE SIZE DFDDDBI_Production

Database growth over last month



Weekly SLA Customer Report

Customer DFD_Production
Database ID 39



Database Tablespace DFDDB_Production

Date	Tablespace Name	Filesize (Gb)	Usedsize (Gb)	Percentage free
17-7-2023	ABSDATA	100	0	100
	INDX	199	0	100
16-7-2023	ABSDATA	100	0	100
	INDX	199	0	100
15-7-2023	ABSDATA	100	0	100
	INDX	199	0	100
14-7-2023	ABSDATA	100	0	100
	INDX	199	0	100
13-7-2023	ABSDATA	100	0	100
	INDX	199	0	100
12-7-2023	ABSDATA	100	0	100
	INDX	199	0	100
11-7-2023	ABSDATA	100	0	100
	INDX	199	0	100

Weekly SLA Customer Report

Customer DFD_Production
Database ID 39



Database	Tablespace
	DFDDBBI_Production

Date	Tablespace Name	Filesize (Gb)	Usedsize (Gb)	Percentage free
17-7-2023	ABSDATA	53	0	100
	INDX	50	0	100
16-7-2023	ABSDATA	53	0	100
	INDX	50	0	100
15-7-2023	ABSDATA	53	0	100
	INDX	50	0	100
14-7-2023	ABSDATA	53	0	100
	INDX	50	0	100
13-7-2023	ABSDATA	53	0	100
	INDX	50	0	100
12-7-2023	ABSDATA	53	0	100
	INDX	50	0	100
11-7-2023	ABSDATA	53	0	100
	INDX	50	0	100

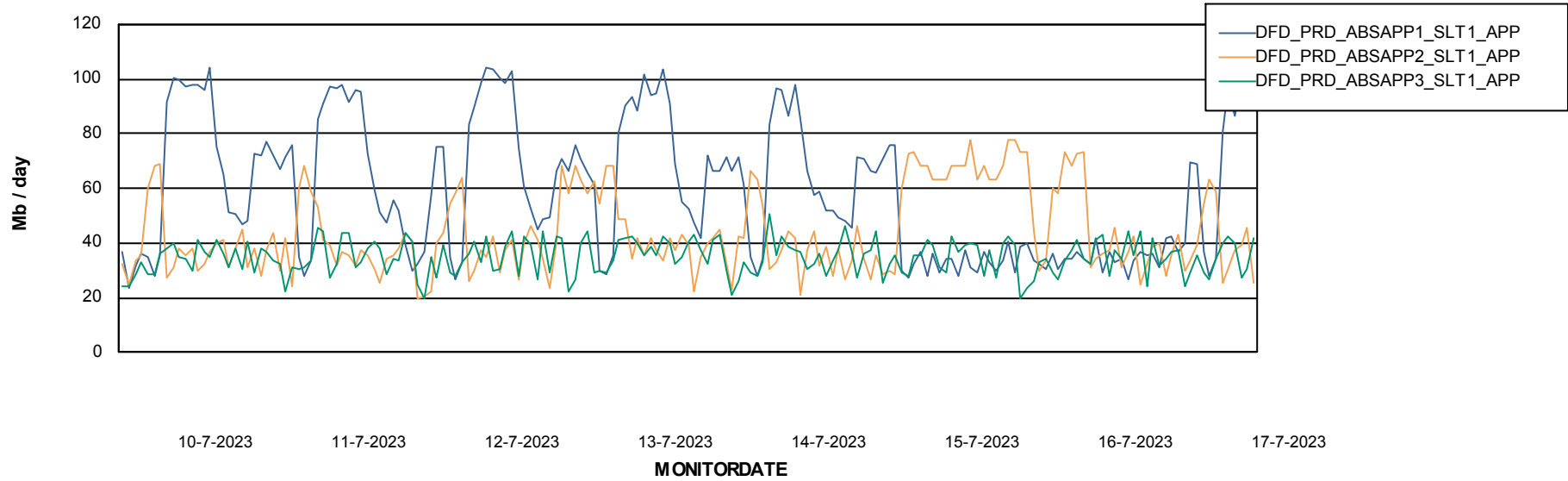
Weekly SLA Customer Report

Customer DFD_Production
Database ID 39

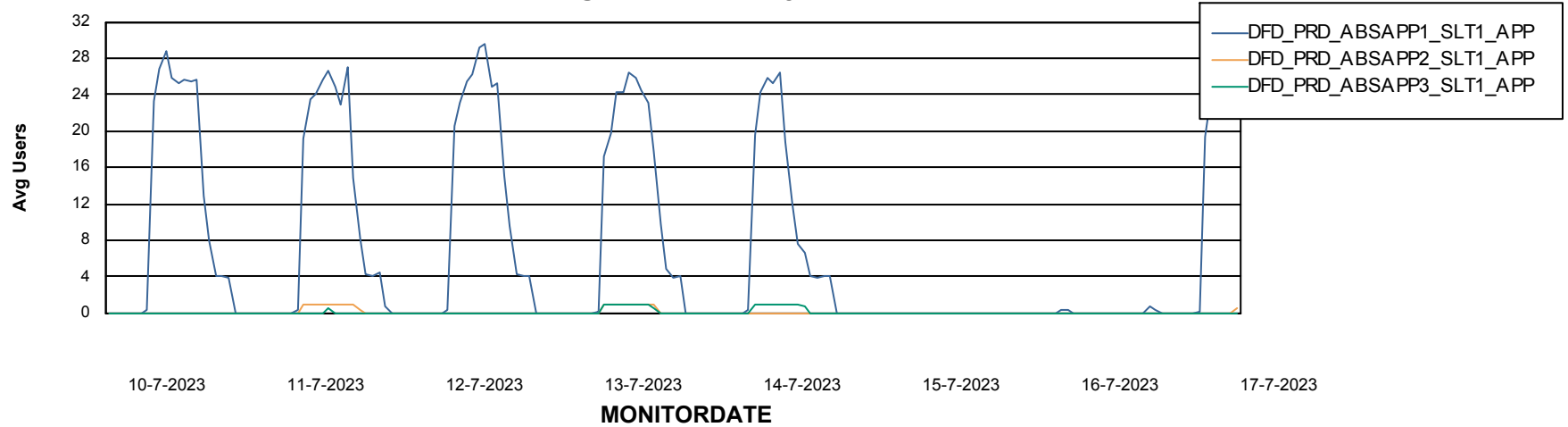


ABSolute Application Server Services

Avg memory used per ABS Server Service



Avg users per day per ABS server



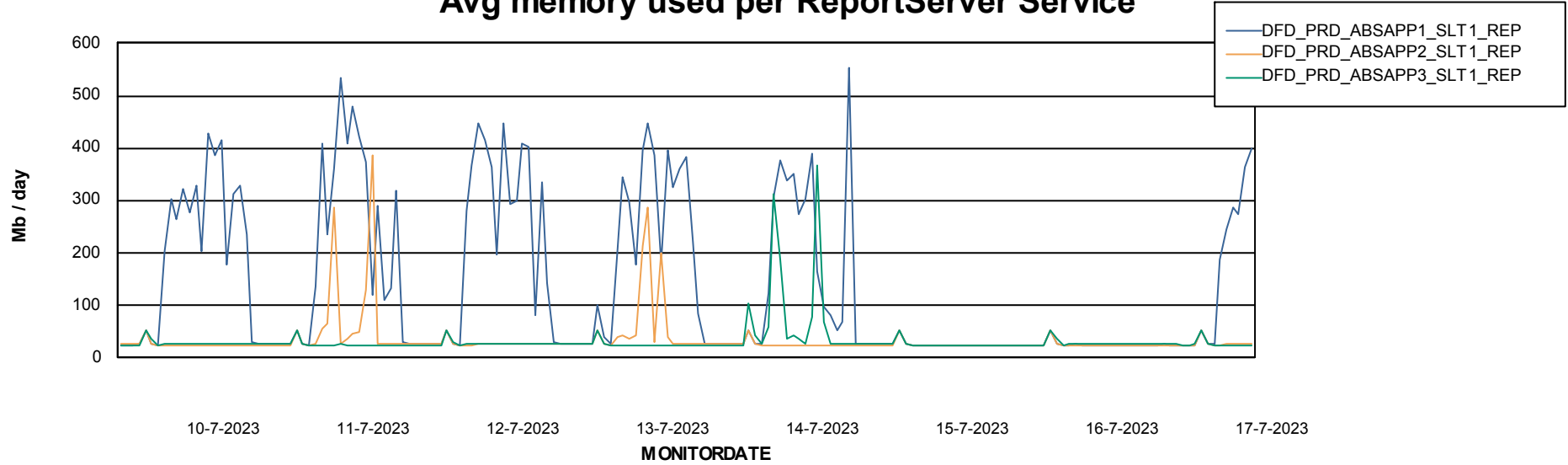
Weekly SLA Customer Report

Customer DFD_Production
Database ID 39



ABSSolute Application ReportServer Services

Avg memory used per ReportServer Service



Disaster per ABS component

