

Weekly SLA Customer Report

Customer CIW Production
Database ID 45



Harddisk Usage CIW_PRD_ORACLE1

	Free disk space on C: (%)	Total disk space on C: (Gb)	Used disk space on C: (Gb)	Free disk space on D: (%)	Total disk space on D: (Gb)	Used disk space on D: (Gb)	Free disk space on E: (%)	Total disk space on E: (Gb)	Used disk space on E: (Gb)
17-7-2023	90	700	69	15	700	596	100	831	1
16-7-2023	90	700	69	17	700	579	100	831	1
15-7-2023	90	700	69	17	700	578	100	831	1
14-7-2023	90	700	69	18	700	573	100	831	1
13-7-2023	90	700	69	21	700	552	100	831	1
12-7-2023	90	700	69	24	700	533	100	831	1
11-7-2023	90	700	69	24	700	532	100	831	1

Harddisk Usage CIW_PRD_ORACLE2

	Free disk space on C: (%)	Total disk space on C: (Gb)	Used disk space on C: (Gb)	Free disk space on D: (%)	Total disk space on D: (Gb)	Used disk space on D: (Gb)	Free disk space on E: (%)	Total disk space on E: (Gb)	Used disk space on E: (Gb)
17-7-2023	87	701	89	24	700	535	98	830	17
16-7-2023	87	701	89	24	700	534	98	830	17
15-7-2023	87	701	89	24	700	533	98	830	17
14-7-2023	87	701	89	24	700	531	98	830	17
13-7-2023	87	701	89	24	700	530	98	830	17
12-7-2023	87	701	89	25	700	528	98	830	17
11-7-2023	87	701	89	25	700	527	98	830	17

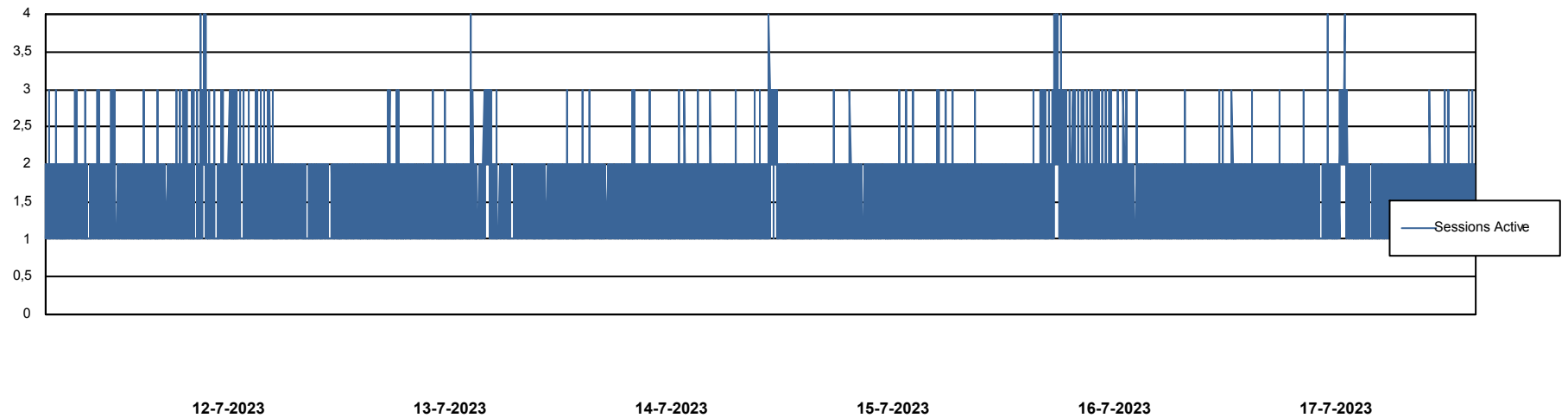
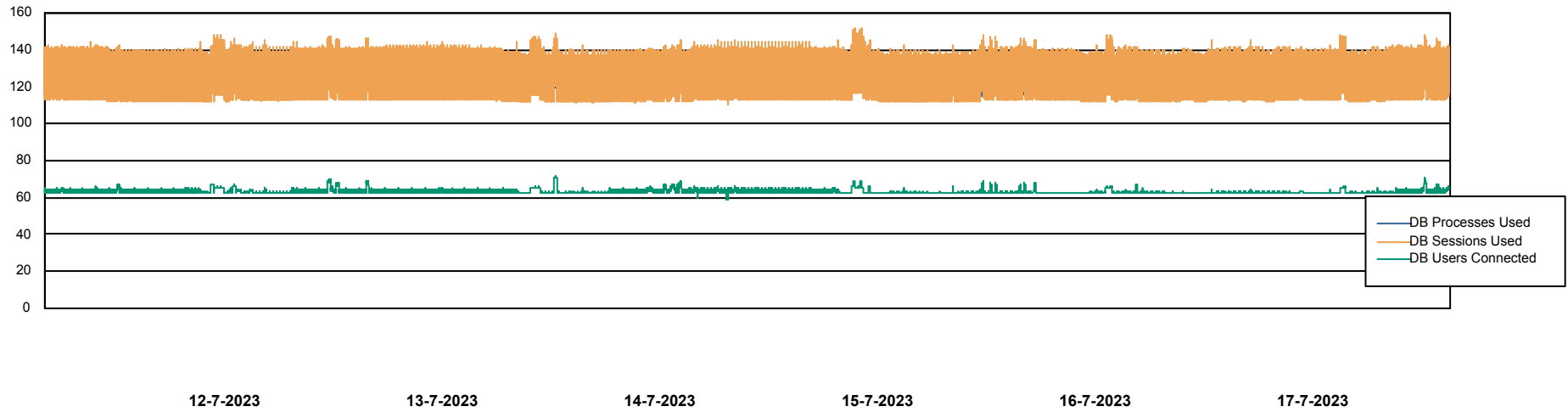
Weekly SLA Customer Report

Customer CIW Production
Database ID 45



Database Performance CIWDB_Production

DB Processes Max 300



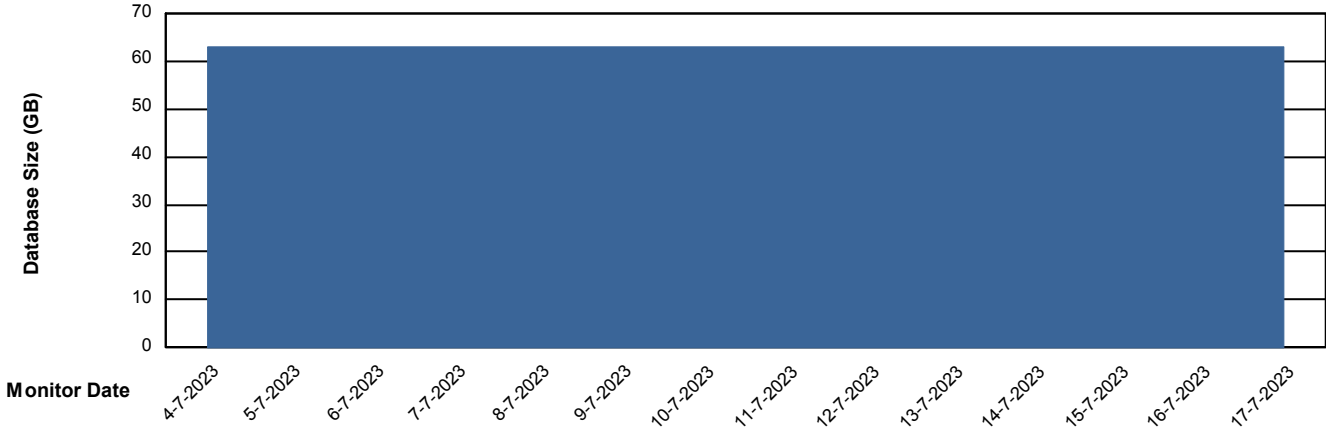
Weekly SLA Customer Report

Customer CIW Production
 Database ID 45



DATABASE SIZE CIWDB_Production

Database growth over last month



Database Tablespace CIWDB_Production

Date	Tablespace Name	Filesize (Gb)	Usedsize (Gb)	Percentage free
17-7-2023	ABSDATA	60	49	18
	INDX	12	7	40
16-7-2023	ABSDATA	60	49	18
	INDX	12	7	40
15-7-2023	ABSDATA	60	49	18
	INDX	12	7	40
14-7-2023	ABSDATA	60	49	18
	INDX	12	7	40
13-7-2023	ABSDATA	60	49	18
	INDX	12	7	40
12-7-2023	ABSDATA	60	49	18
	INDX	12	7	40
11-7-2023	ABSDATA	60	49	18
	INDX	12	7	40