

Weekly SLA Customer Report

Customer BNL_Production
 Database ID 83



Harddisk Usage BNL_EMCC

	Free disk space on C: (%)	Total disk space on C: (Gb)	Used disk space on C: (Gb)	Free disk space on D: (%)	Total disk space on D: (Gb)	Used disk space on D: (Gb)	Free disk space on E: (%)	Total disk space on E: (Gb)	Used disk space on E: (Gb)	Free disk space on Z: (%)
17-7-2023	36	127	81	71	128	37	86	128	18	87
16-7-2023	35	127	82	71	128	37	86	128	18	87
15-7-2023	36	127	81	71	128	37	86	128	18	87
14-7-2023	45	127	70	71	128	37	86	128	18	91
13-7-2023	45	127	70	71	128	37	86	128	18	91
12-7-2023	45	127	70	71	128	37	86	128	18	91
11-7-2023	45	127	70	71	128	37	86	128	18	91

Harddisk Usage BNL_PRD_BSNLP-VM-ABSD02

	Free disk space on C: (%)	Total disk space on C: (Gb)	Used disk space on C: (Gb)	Free disk space on D: (%)	Total disk space on D: (Gb)	Used disk space on D: (Gb)	Free disk space on E: (%)	Total disk space on E: (Gb)	Used disk space on E: (Gb)	Free disk space on F: (%)
17-7-2023	38	127	78	70	1,512	457	88	500	58	80
16-7-2023	39	127	77	70	1,512	452	89	500	55	80
15-7-2023	38	127	78	70	1,512	455	89	500	56	80
14-7-2023	39	127	77	70	1,512	453	86	500	68	80
13-7-2023	39	127	77	70	1,512	455	88	500	58	80
12-7-2023	40	127	77	70	1,512	450	88	500	62	80
11-7-2023	40	127	76	70	1,512	453	89	500	55	80

Weekly SLA Customer Report

Customer BNL_Production
Database ID 83



Harddisk Usage BNL_PRD_BSNLP-VM-ABSD03

	Free disk space on C: (%)	Total disk space on C: (Gb)	Used disk space on C: (Gb)	Free disk space on D: (%)	Total disk space on D: (Gb)	Used disk space on D: (Gb)	Free disk space on E: (%)	Total disk space on E: (Gb)	Used disk space on E: (Gb)	Free disk space on F: (%)
17-7-2023	39	127	77	85	1,512	221	77	500	115	80
16-7-2023	41	127	74	85	1,512	221	77	500	115	80
15-7-2023	38	127	78	85	1,512	221	77	500	115	80
14-7-2023	39	127	77	85	1,512	222	76	500	119	80
13-7-2023	39	127	77	85	1,512	221	77	500	117	80
12-7-2023	39	127	77	86	1,512	219	77	500	115	80
11-7-2023	41	127	75	85	1,512	219	77	500	113	80

Harddisk Usage BNL_PRD_bsnlp-vm-absw01

	Free disk space on C: (%)	Total disk space on C: (Gb)	Used disk space on C: (Gb)	Free disk space on D: (%)	Total disk space on D: (Gb)	Used disk space on D: (Gb)	Free disk space on E: (%)	Total disk space on E: (Gb)	Used disk space on E: (Gb)
17-7-2023	78	127	29	97	128	4	91	16	1
16-7-2023	78	127	29	96	128	5	91	16	1
15-7-2023	78	127	29	96	128	5	91	16	1
14-7-2023	79	127	27	96	128	5	91	16	1
13-7-2023	79	127	27	96	128	5	91	16	1
12-7-2023	79	127	27	96	128	5	91	16	1
11-7-2023	79	127	27	96	128	5	91	16	1

Weekly SLA Customer Report

Customer BNL_Production
 Database ID 83



Harddisk Usage BNL_PRD_vm-absa01

	Free disk space on C: (%)	Total disk space on C: (Gb)	Used disk space on C: (Gb)	Free disk space on D: (%)	Total disk space on D: (Gb)	Used disk space on D: (Gb)	Free disk space on E: (%)	Total disk space on E: (Gb)	Used disk space on E: (Gb)
17-7-2023	74	127	34	81	127	24	92	64	5
16-7-2023	73	127	34	81	127	24	92	64	5
15-7-2023	73	127	34	81	127	24	92	64	5
14-7-2023	75	127	32	81	127	24	92	64	5
13-7-2023	75	127	32	81	127	24	92	64	5
12-7-2023	75	127	32	81	127	24	92	64	5
11-7-2023	75	127	32	81	127	24	92	64	5

Harddisk Usage BNL_PRD_vm-absa02

	Free disk space on C: (%)	Total disk space on C: (Gb)	Used disk space on C: (Gb)	Free disk space on D: (%)	Total disk space on D: (Gb)	Used disk space on D: (Gb)	Free disk space on E: (%)	Total disk space on E: (Gb)	Used disk space on E: (Gb)
17-7-2023	68	127	40	74	127	33	92	64	5
16-7-2023	68	127	41	74	127	33	92	64	5
15-7-2023	68	127	41	74	127	33	92	64	5
14-7-2023	70	127	38	74	127	33	92	64	5
13-7-2023	70	127	38	74	127	33	92	64	5
12-7-2023	70	127	38	74	127	33	92	64	5
11-7-2023	70	127	38	74	127	33	92	64	5

Weekly SLA Customer Report

Customer BNL_Production
Database ID 83



Harddisk Usage BNL_PRD_vm-absa03

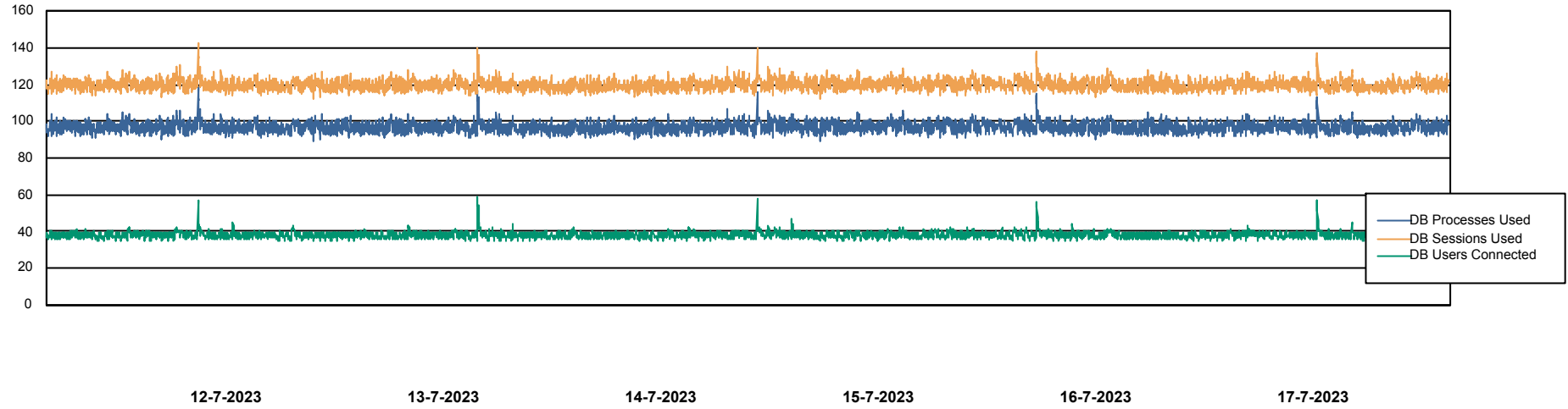
	Free disk space on C: (%)	Total disk space on C: (Gb)	Used disk space on C: (Gb)	Free disk space on D: (%)	Total disk space on D: (Gb)	Used disk space on D: (Gb)	Free disk space on E: (%)	Total disk space on E: (Gb)	Used disk space on E: (Gb)
17-7-2023	67	127	42	42	127	73	92	64	5
16-7-2023	65	127	44	42	127	73	92	64	5
15-7-2023	65	127	44	43	127	73	92	64	5
14-7-2023	68	127	41	43	127	73	92	64	5
13-7-2023	68	127	41	43	127	73	92	64	5
12-7-2023	68	127	41	43	127	73	92	64	5
11-7-2023	68	127	41	43	127	73	92	64	5

Weekly SLA Customer Report

Customer BNL_Production
Database ID 83



Database Performance BNL_EMCC

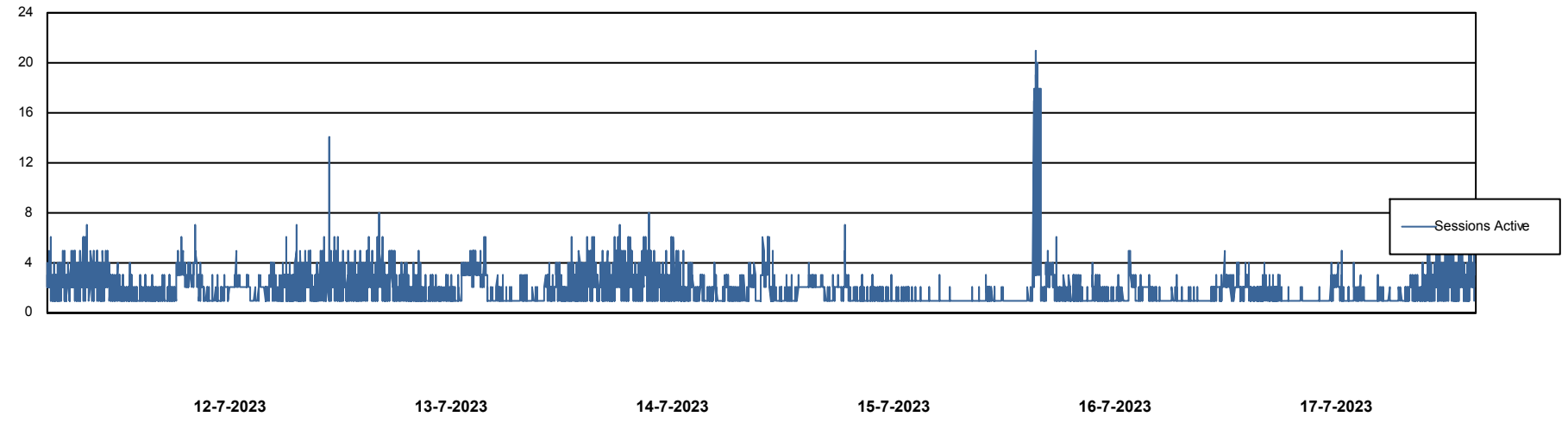
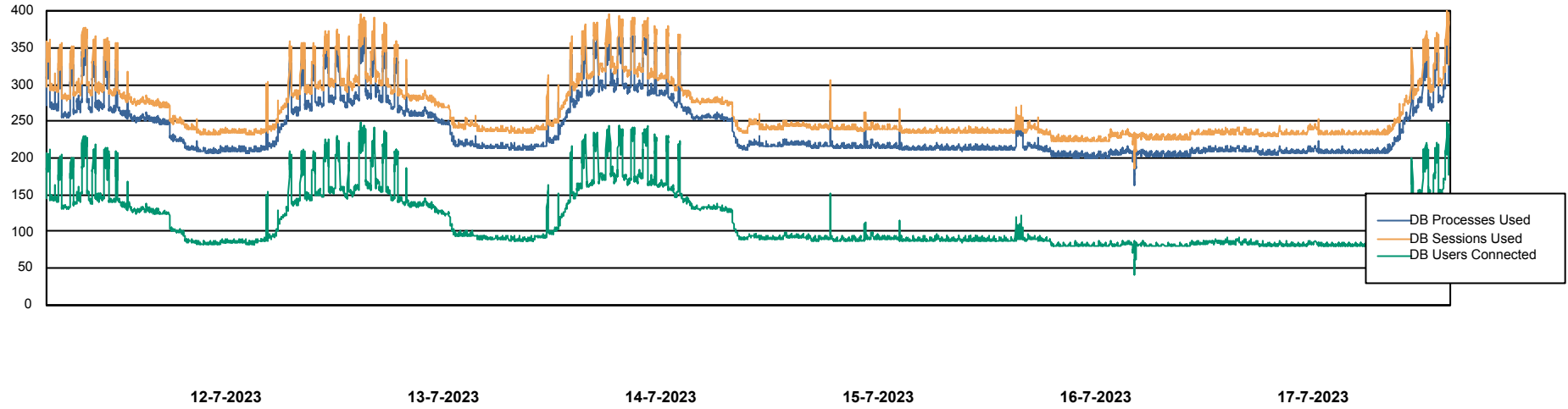


Weekly SLA Customer Report

Customer BNL_Production
Database ID 83



Database Performance BNLDB_Production_New



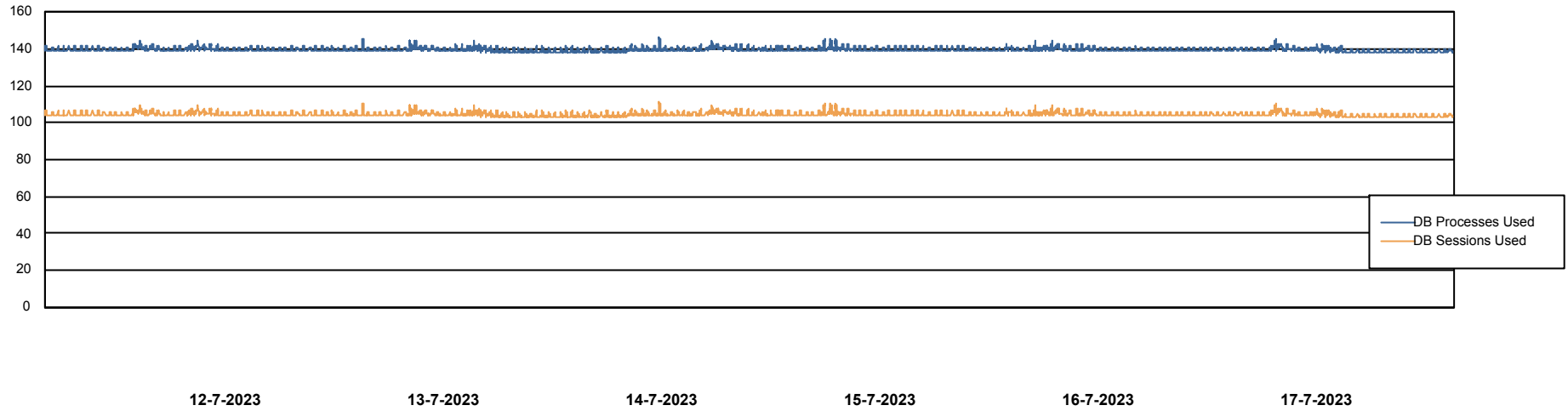
Weekly SLA Customer Report

Customer BNL_Production
Database ID 83



Database Performance BNLDB_Standby

DB Processes Max 4
DB Processes Max 0
DB Processes Max 1,000



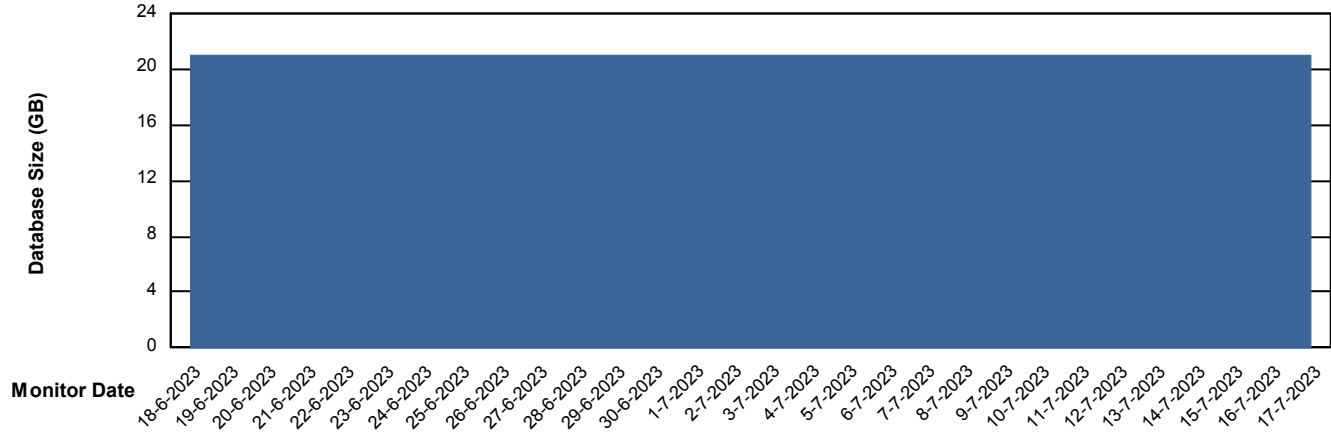
Weekly SLA Customer Report

Customer BNL_Production
Database ID 83



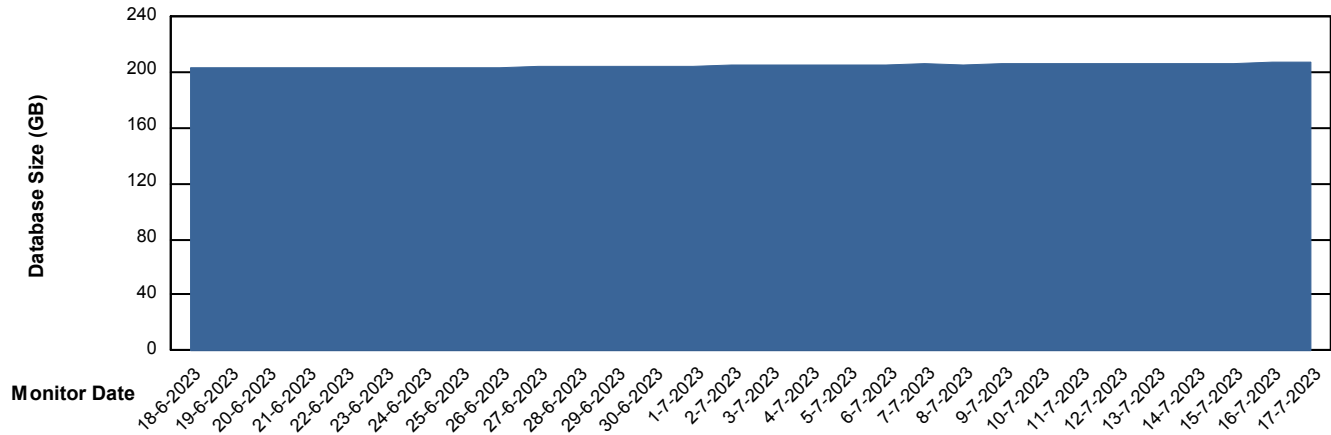
DATABASE SIZE BNL_EMCC

Database growth over last month



DATABASE SIZE BNLDB_Production_New

Database growth over last month



Weekly SLA Customer Report

Customer BNL_Production
 Database ID 83

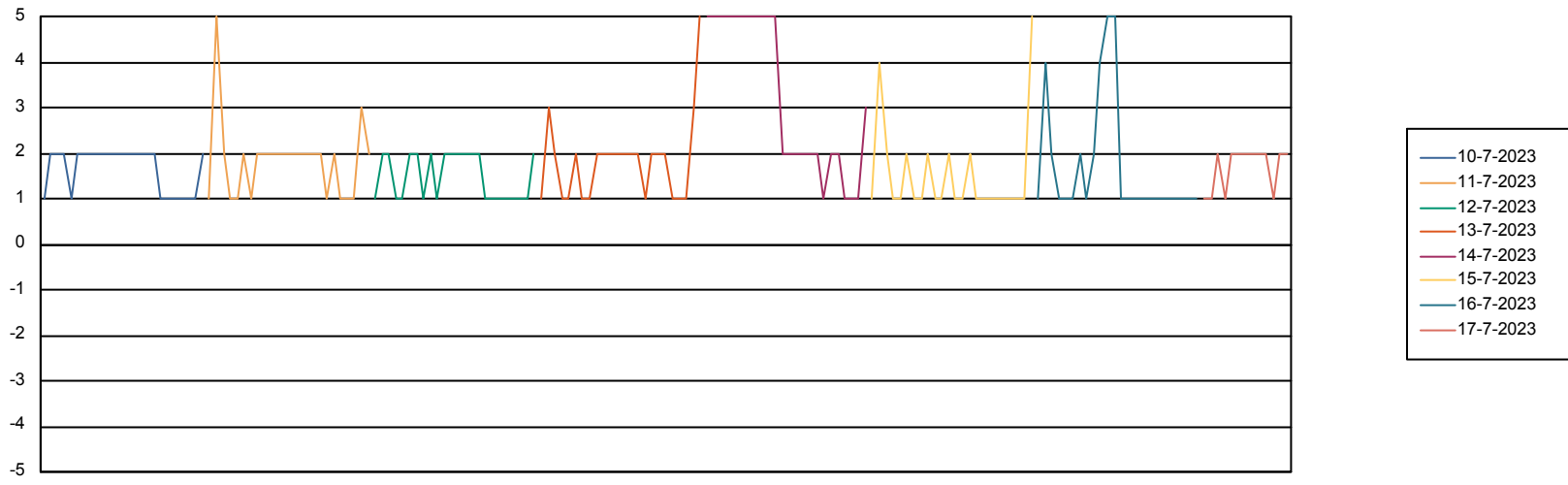


Database Tablespace BNLDB_Production_New

Date	Tablespace Name	Filesize (Gb)	Usedsize (Gb)	Percentage free
17-7-2023	ABSDATA	105	65	38
	INDX	200	132	34
16-7-2023	ABSDATA	105	65	38
	INDX	200	132	34
15-7-2023	ABSDATA	105	65	38
	INDX	200	132	34
14-7-2023	ABSDATA	105	65	38
	INDX	200	132	34
13-7-2023	ABSDATA	105	65	38
	INDX	200	132	34
12-7-2023	ABSDATA	105	65	38
	INDX	200	132	34
11-7-2023	ABSDATA	105	65	38
	INDX	200	132	34

Standby Database Health BNL_Production

Recovery lag for last 7 days



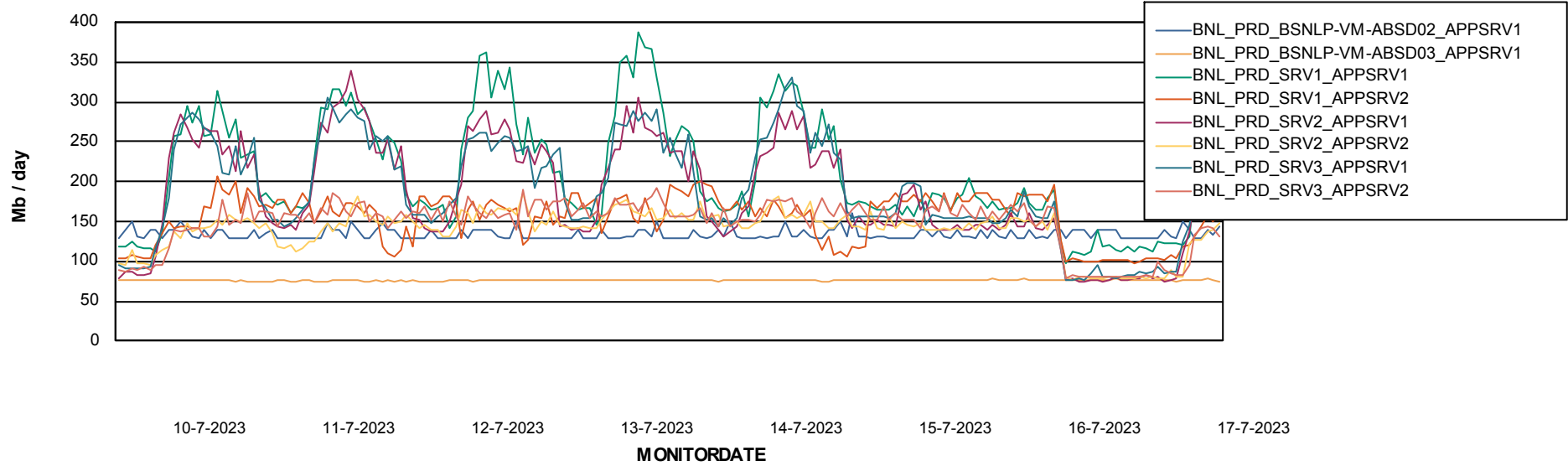
Weekly SLA Customer Report

Customer BNL_Production
Database ID 83

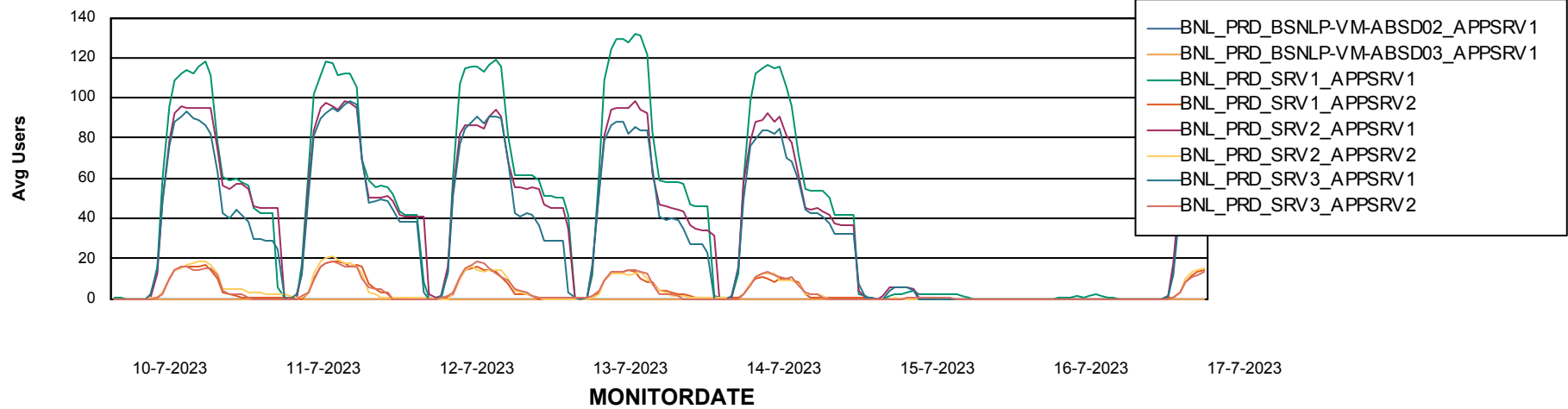


ABSSolute Application Server Services

Avg memory used per ABS Server Service



Avg users per day per ABS server



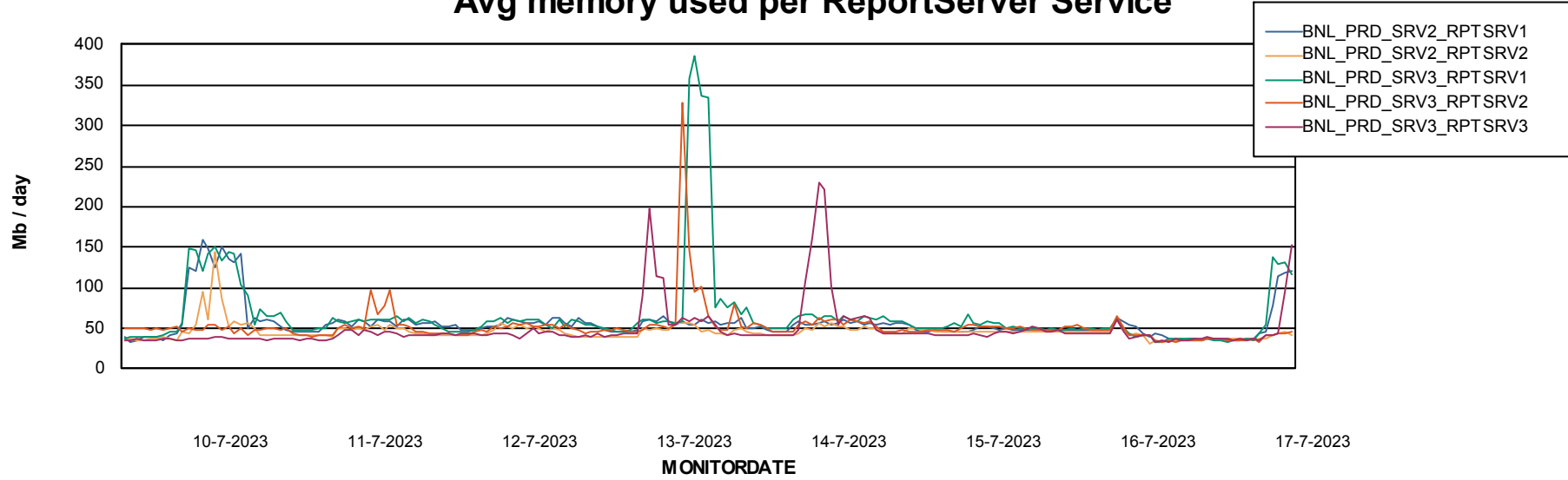
Weekly SLA Customer Report

Customer BNL_Production
Database ID 83



ABSolute Web Component Services

Avg memory used per ReportServer Service



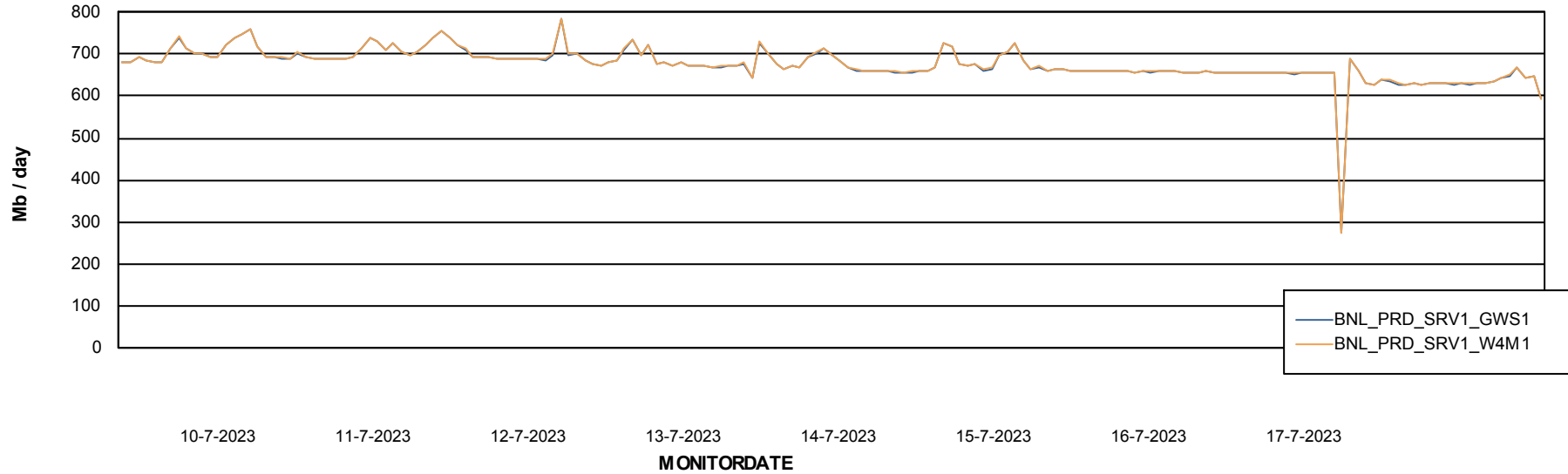
Weekly SLA Customer Report

Customer BNL_Production
Database ID 83



ABSSolute Web Component Services

Avg memory used per ABS Web component



Weekly SLA Customer Report

Customer BNL_Production
Database ID 83



Disaster per ABS component

