

# Weekly SLA Customer Report

Customer VEN\_Production  
Database ID 35



## Harddisk Usage VEN\_PRD\_VENABS06\_DB

	Free disk space on C: (%)	Total disk space on C: (Gb)	Used disk space on C: (Gb)	Free disk space on D: (%)	Total disk space on D: (Gb)	Used disk space on D: (Gb)	Free disk space on E: (%)	Total disk space on E: (Gb)	Used disk space on E: (Gb)
8-7-2023	53	102	48	16	601	504	82	400	73
7-7-2023	53	102	48	16	601	504	83	400	66
6-7-2023	53	102	48	16	601	504	85	400	61
5-7-2023	54	102	47	17	601	499	86	400	58
4-7-2023	55	102	46	18	601	490	86	400	57
3-7-2023	55	102	46	18	601	490	85	400	58
2-7-2023	55	102	46	18	601	490	68	400	128

## Harddisk Usage VEN\_PRD\_VENABS07\_SB-DB

	Free disk space on C: (%)	Total disk space on C: (Gb)	Used disk space on C: (Gb)	Free disk space on D: (%)	Total disk space on D: (Gb)	Used disk space on D: (Gb)	Free disk space on E: (%)	Total disk space on E: (Gb)	Used disk space on E: (Gb)
8-7-2023	38	102	63	26	1,000	743	85	400	59
7-7-2023	38	102	63	26	1,000	743	85	400	58
6-7-2023	38	102	63	26	1,000	743	85	400	59
5-7-2023	38	102	64	26	1,000	743	86	400	56
4-7-2023	38	102	63	26	1,000	743	86	400	55
3-7-2023	38	102	63	26	1,000	743	86	400	55
2-7-2023	38	102	64	26	1,000	743	87	400	54

# Weekly SLA Customer Report

Customer VEN\_Production  
 Database ID 35



Harddisk Usage VEN\_PRD\_VENABS08\_BI

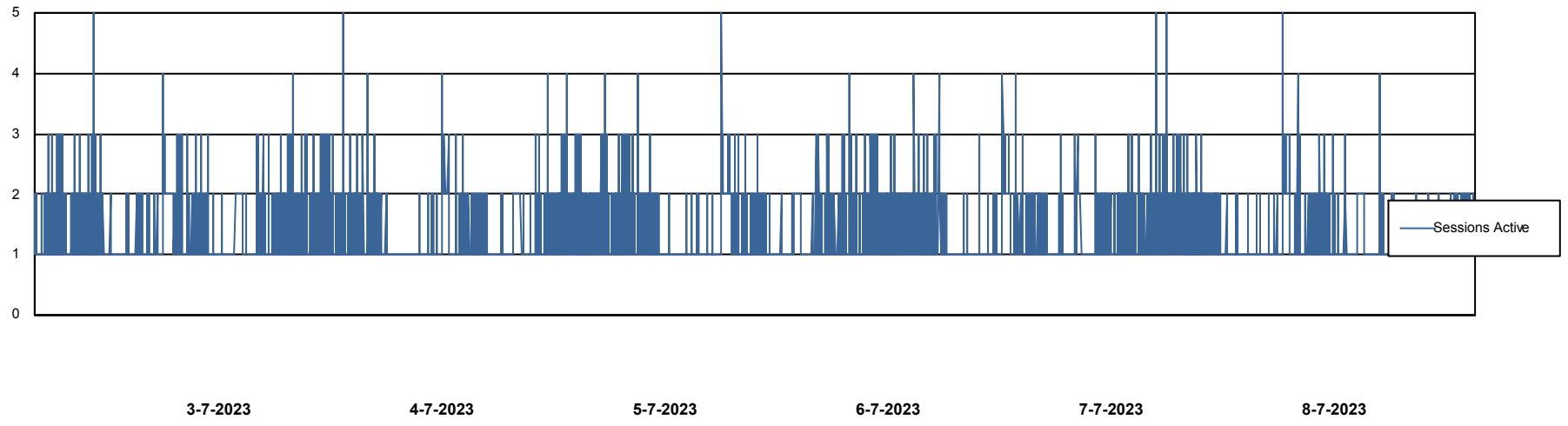
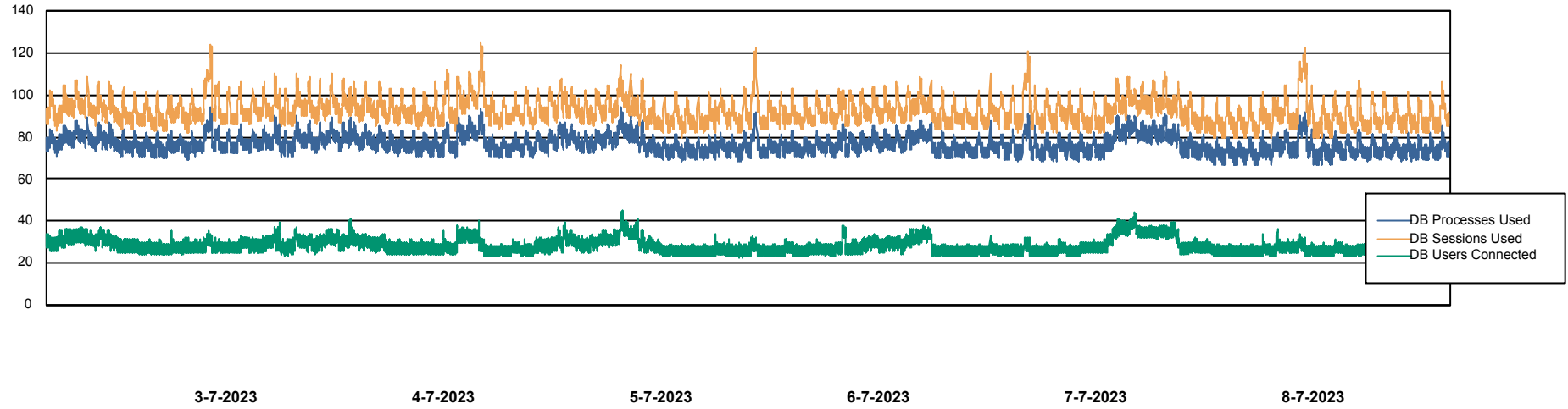
	Free disk space on C: (%)	Total disk space on C: (Gb)	Used disk space on C: (Gb)	Free disk space on D: (%)	Total disk space on D: (Gb)	Used disk space on D: (Gb)
8-7-2023	38	102	64	39	601	367
7-7-2023	38	102	64	39	601	366
6-7-2023	38	102	64	39	601	366
5-7-2023	38	102	64	39	601	366
4-7-2023	38	102	64	39	601	366
3-7-2023	38	102	64	39	601	366
2-7-2023	37	102	64	39	601	366

# Weekly SLA Customer Report

Customer VEN\_Production  
Database ID 35



## Database Performance VENDB\_Production



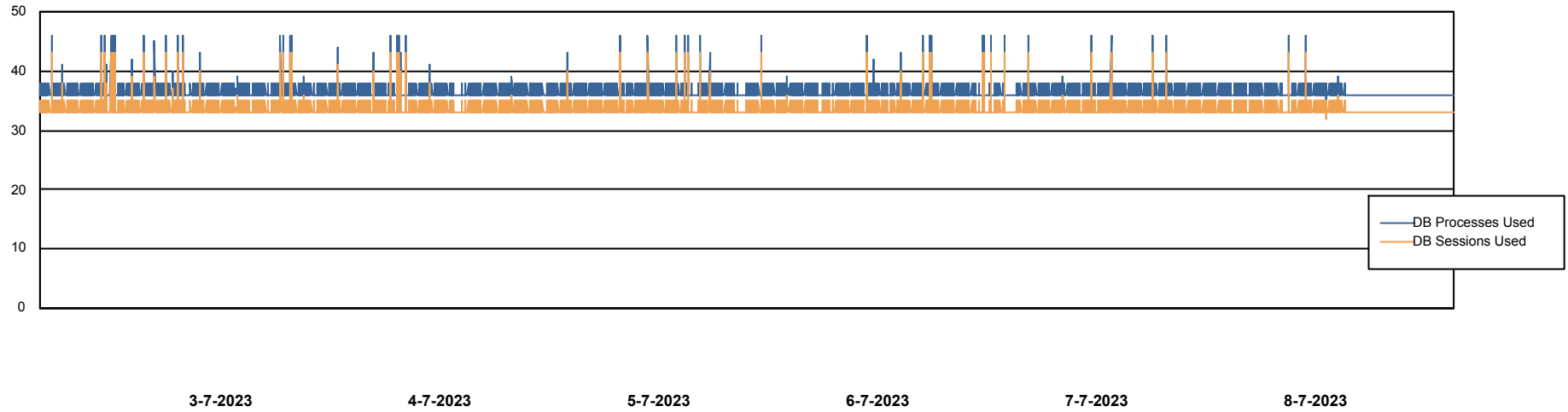
# Weekly SLA Customer Report

Customer VEN\_Production  
Database ID 35



Database Performance VENDB\_Standby

DB Processes Max 300



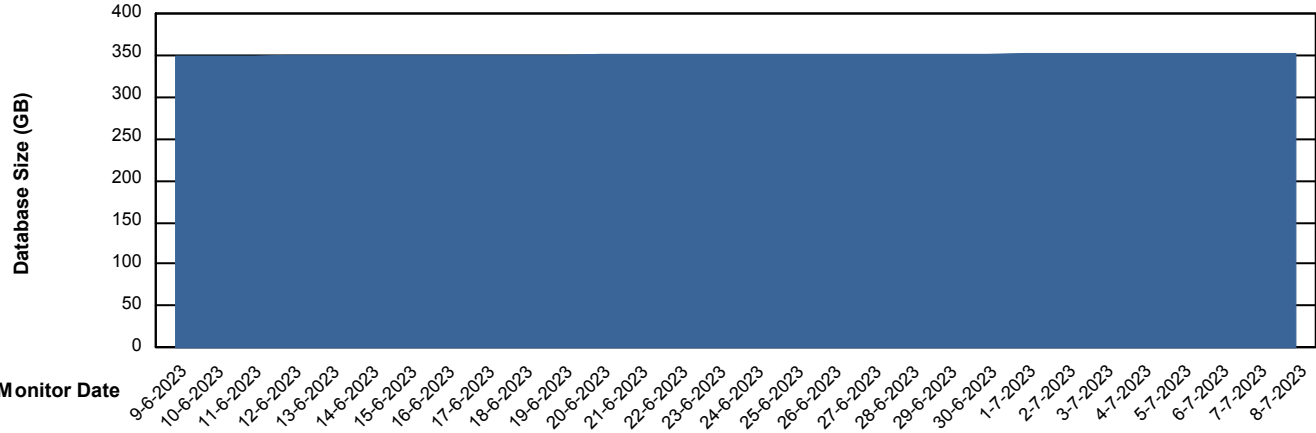
# Weekly SLA Customer Report

Customer VEN\_Production  
 Database ID 35



DATABASE SIZE VENDB\_Production

Database growth over last month



Database Tablespace VENDB\_Production

Date	Tablespace Name	Filesize (Gb)	Usedsize (Gb)	Percentage free
8-7-2023	ABSDATA	222	180	19
	INDX	197	163	17
7-7-2023	ABSDATA	222	180	19
	INDX	197	163	17
6-7-2023	ABSDATA	222	180	19
	INDX	197	163	17
5-7-2023	ABSDATA	222	180	19
	INDX	197	163	17
4-7-2023	ABSDATA	222	180	19
	INDX	197	163	18
3-7-2023	ABSDATA	222	179	19
	INDX	197	163	18
2-7-2023	ABSDATA	222	179	19
	INDX	197	162	18

# Weekly SLA Customer Report

Customer VEN\_Production  
Database ID 35



Standby Database Health      VEN\_Production

## Recovery lag for last 7 days

