

Weekly SLA Customer Report

Customer CIW Production
 Database ID 45



Harddisk Usage CIW_PRD_ORACLE1

	Free disk space on C: (%)	Total disk space on C: (Gb)	Used disk space on C: (Gb)	Free disk space on D: (%)	Total disk space on D: (Gb)	Used disk space on D: (Gb)	Free disk space on E: (%)	Total disk space on E: (Gb)	Used disk space on E: (Gb)
8-7-2023	90	700	69	24	700	530	100	831	1
7-7-2023	90	700	69	25	700	526	100	831	1
6-7-2023	90	700	69	25	700	525	100	831	1
5-7-2023	90	700	69	25	700	523	100	831	1
4-7-2023	90	700	69	26	700	520	100	831	1
3-7-2023	90	700	69	26	700	518	100	831	1
2-7-2023	90	700	69	26	700	517	100	831	1

Harddisk Usage CIW_PRD_ORACLE2

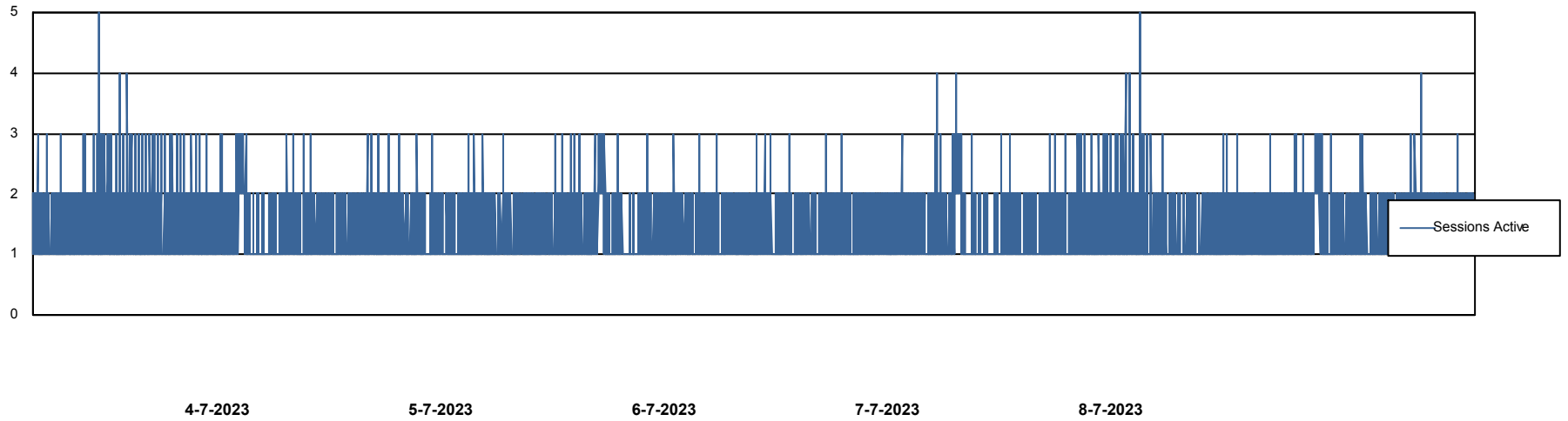
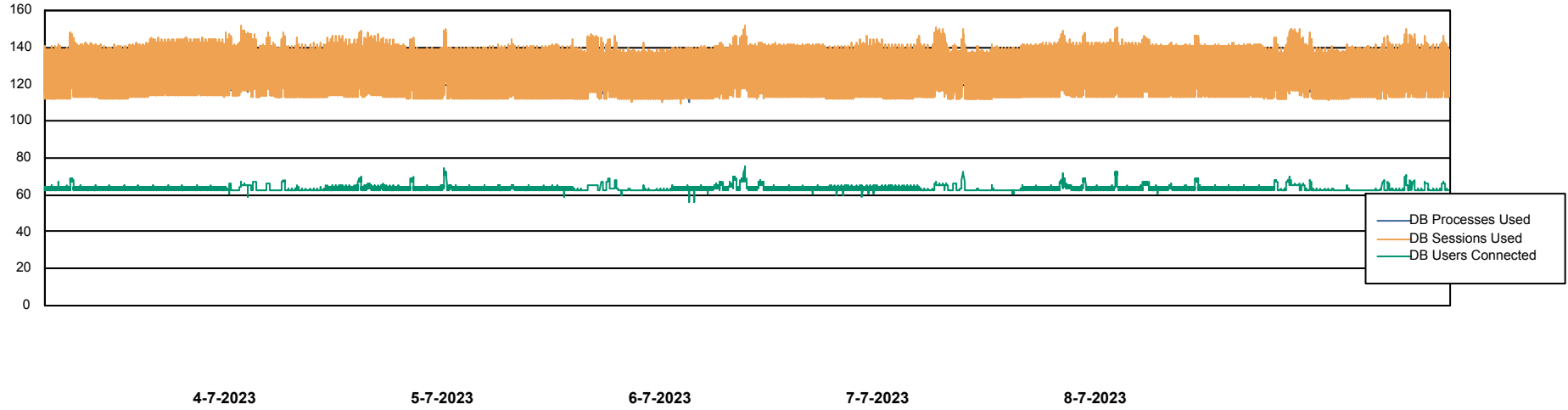
	Free disk space on C: (%)	Total disk space on C: (Gb)	Used disk space on C: (Gb)	Free disk space on D: (%)	Total disk space on D: (Gb)	Used disk space on D: (Gb)	Free disk space on E: (%)	Total disk space on E: (Gb)	Used disk space on E: (Gb)
8-7-2023	87	701	89	25	700	523	98	830	17
7-7-2023	87	701	89	25	700	522	98	830	17
6-7-2023	87	701	89	26	700	520	98	830	17
5-7-2023	87	701	89	26	700	518	98	830	17
4-7-2023	87	701	89	26	700	516	98	830	17
3-7-2023	87	701	89	27	700	514	98	830	17
2-7-2023	87	701	89	27	700	512	98	830	17

Weekly SLA Customer Report

Customer CIW Production
Database ID 45



Database Performance CIWDB_Production



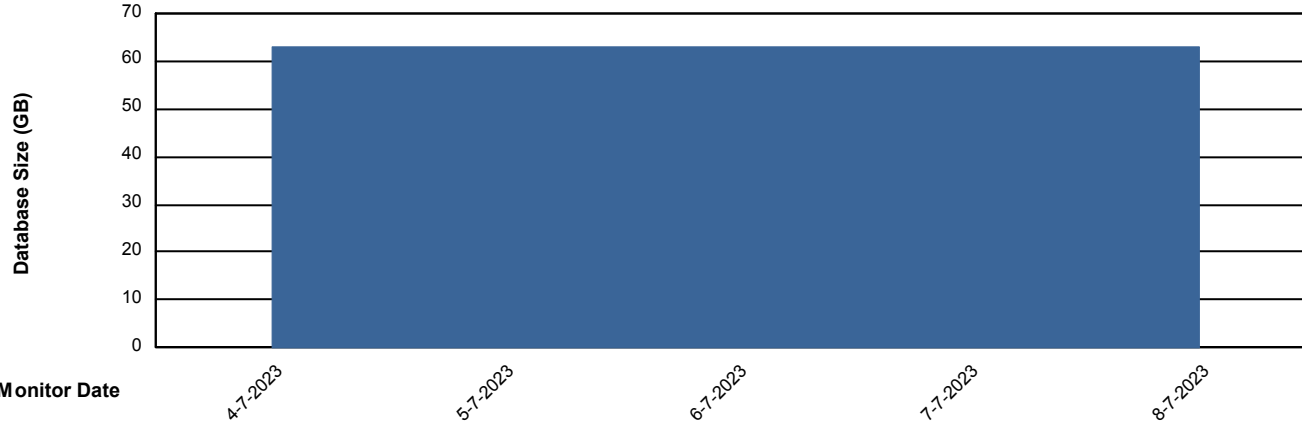
Weekly SLA Customer Report

Customer CIW Production
 Database ID 45



DATABASE SIZE CIWDB_Production

Database growth over last month



Database Tablespace CIWDB_Production

Date	Tablespace Name	Filesize (Gb)	Usedsize (Gb)	Percentage free
8-7-2023	ABSDATA	60	49	18
	INDX	12	7	40
7-7-2023	ABSDATA	60	49	18
	INDX	12	7	40
6-7-2023	ABSDATA	60	49	18
	INDX	12	7	40
5-7-2023	ABSDATA	60	49	18
	INDX	12	7	40
4-7-2023	ABSDATA	60	49	18
	INDX	12	7	40