

# Weekly SLA Customer Report

Customer SPI\_Production  
 Database ID 49



Harddisk Usage SPI\_PRD\_ORACLE1

	Free disk space on C: (%)	Total disk space on C: (Gb)	Used disk space on C: (Gb)	Free disk space on D: (%)	Total disk space on D: (Gb)	Used disk space on D: (Gb)
24-6-2023	45	79	44	56	100	44
23-6-2023	45	79	43	56	100	44
22-6-2023	45	79	44	55	100	45
21-6-2023	45	79	44	55	100	45
20-6-2023	45	79	44	56	100	44
19-6-2023	45	79	44	56	100	44
18-6-2023	45	79	44	56	100	44

Harddisk Usage SPI\_PRD\_ORACLE2

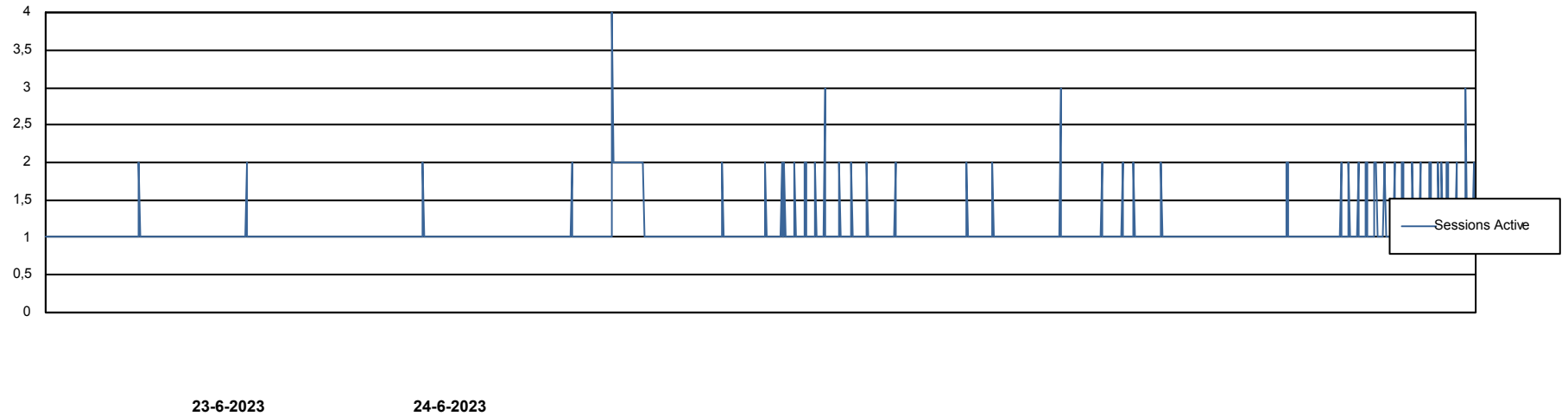
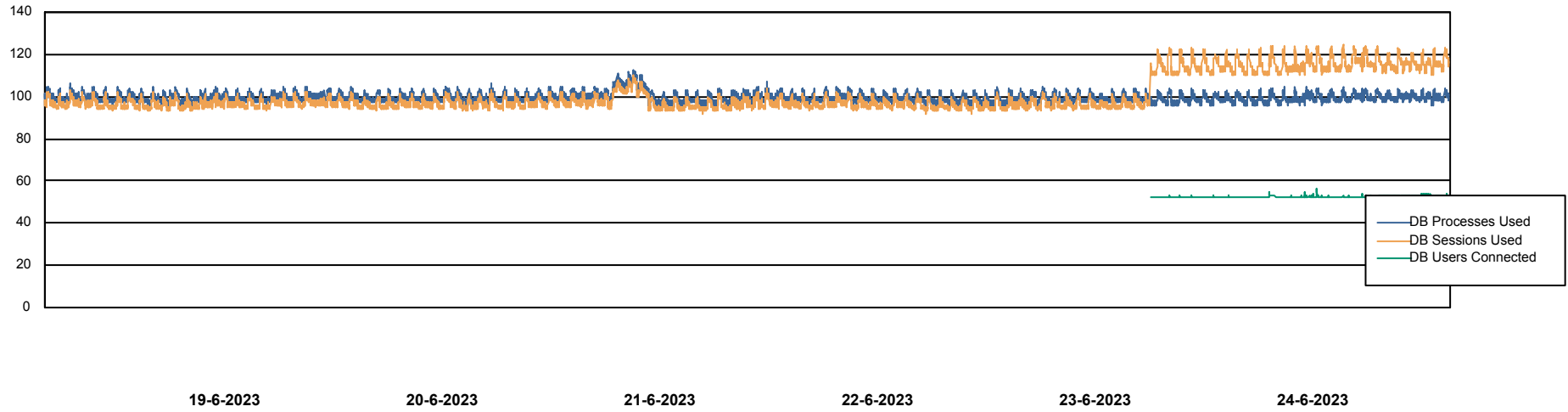
	Free disk space on C: (%)	Total disk space on C: (Gb)	Used disk space on C: (Gb)	Free disk space on D: (%)	Total disk space on D: (Gb)	Used disk space on D: (Gb)
24-6-2023	47	79	42	59	150	62
23-6-2023	47	79	42	59	150	62
22-6-2023	47	79	42	59	150	62
21-6-2023	47	79	42	59	150	62
20-6-2023	47	79	42	59	150	61
19-6-2023	47	79	42	59	150	61
18-6-2023	47	79	42	59	150	61

# Weekly SLA Customer Report

Customer SPI\_Production  
Database ID 49



## Database Performance SPIDB\_Production



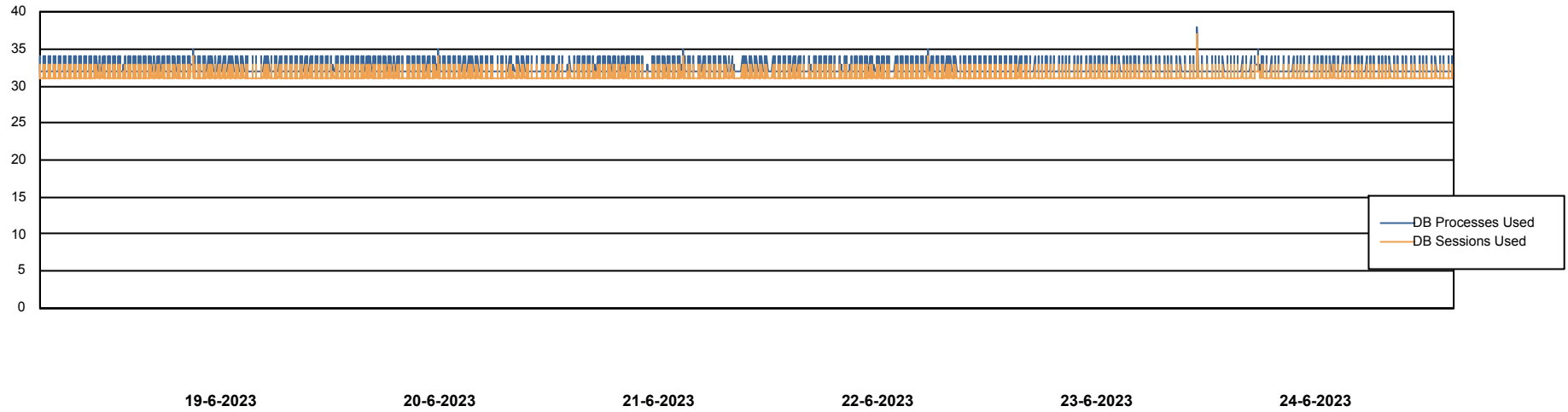
# Weekly SLA Customer Report

Customer SPI\_Production  
Database ID 49



Database Performance SPIDB\_Standby

DB Processes Max 500



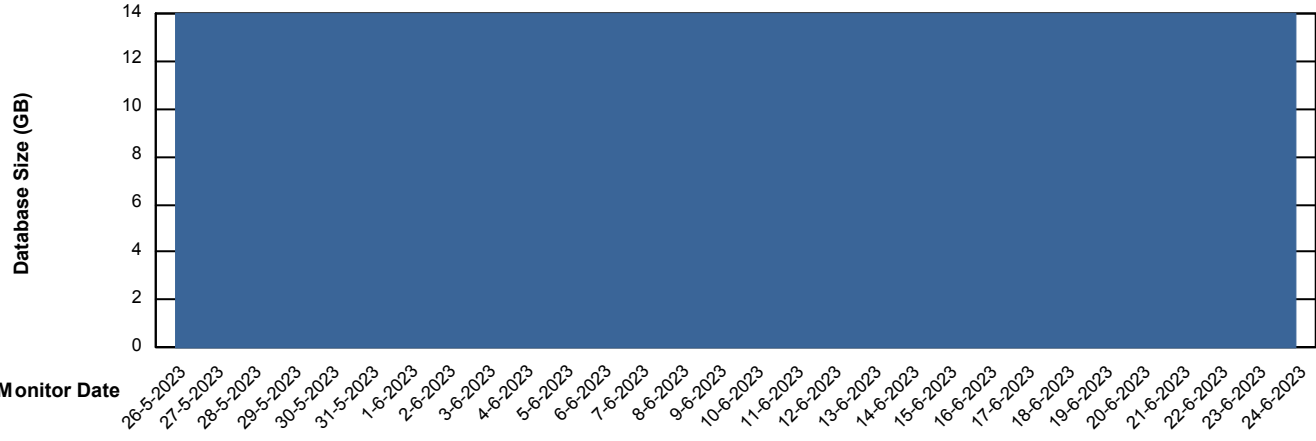
# Weekly SLA Customer Report

Customer SPI\_Production  
 Database ID 49



DATABASE SIZE SPIDB\_Production

Database growth over last month



Database Tablespace SPIDB\_Production

Date	Tablespace Name	Filesize (Gb)	Usedsize (Gb)	Percentage free
24-6-2023	ABSDATA	5	3	46
	INDX	8	5	44
23-6-2023	ABSDATA	5	3	46
	INDX	8	5	44
22-6-2023	ABSDATA	5	3	46
	INDX	8	5	44
21-6-2023	ABSDATA	5	3	46
	INDX	8	5	44
20-6-2023	ABSDATA	5	3	46
	INDX	8	5	44
19-6-2023	ABSDATA	5	3	46
	INDX	8	5	44
18-6-2023	ABSDATA	5	3	46
	INDX	8	5	44

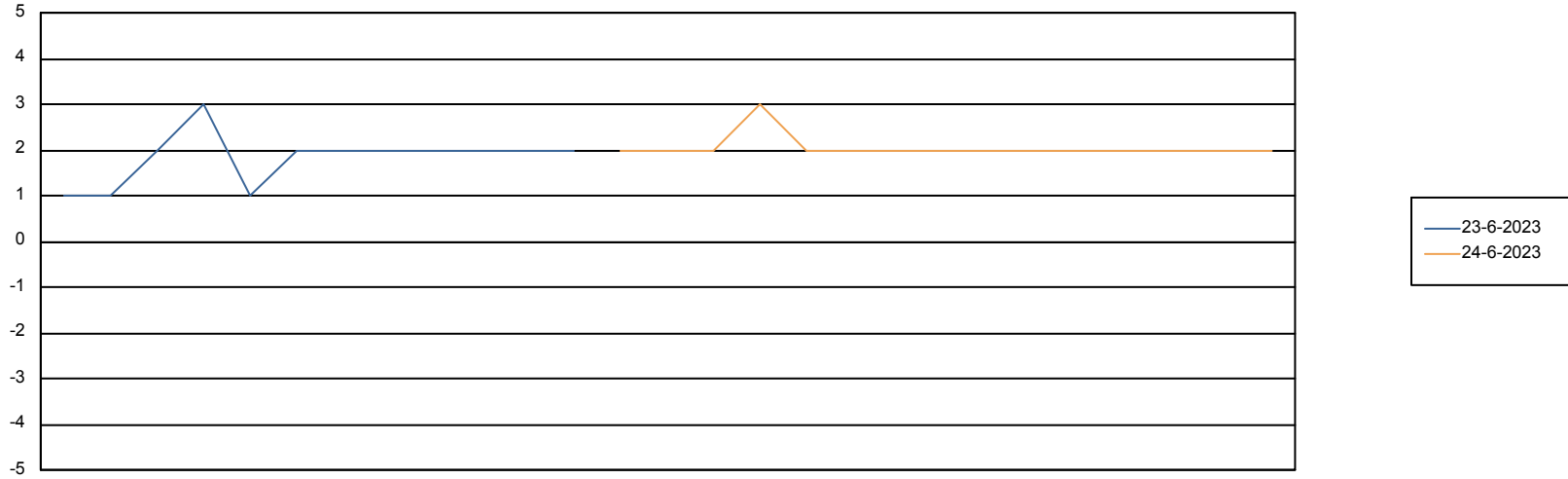
# Weekly SLA Customer Report

Customer SPI\_Production  
Database ID 49



Standby Database Health SPI\_Production

### Recovery lag for last 7 days



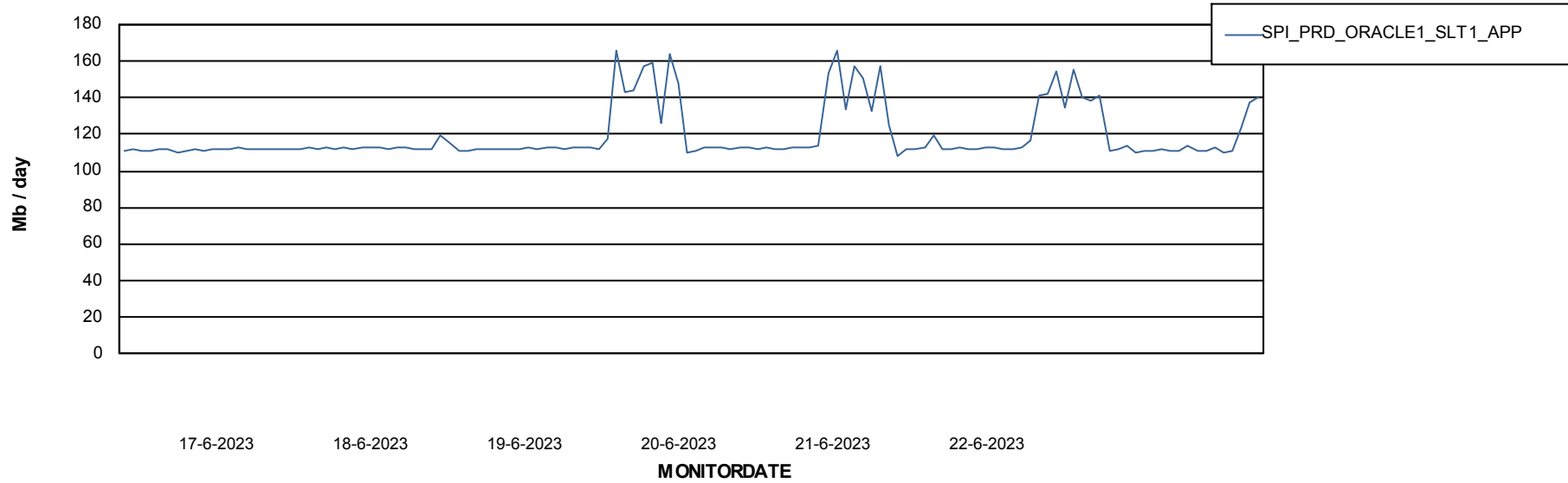
# Weekly SLA Customer Report

Customer SPI\_Production  
Database ID 49

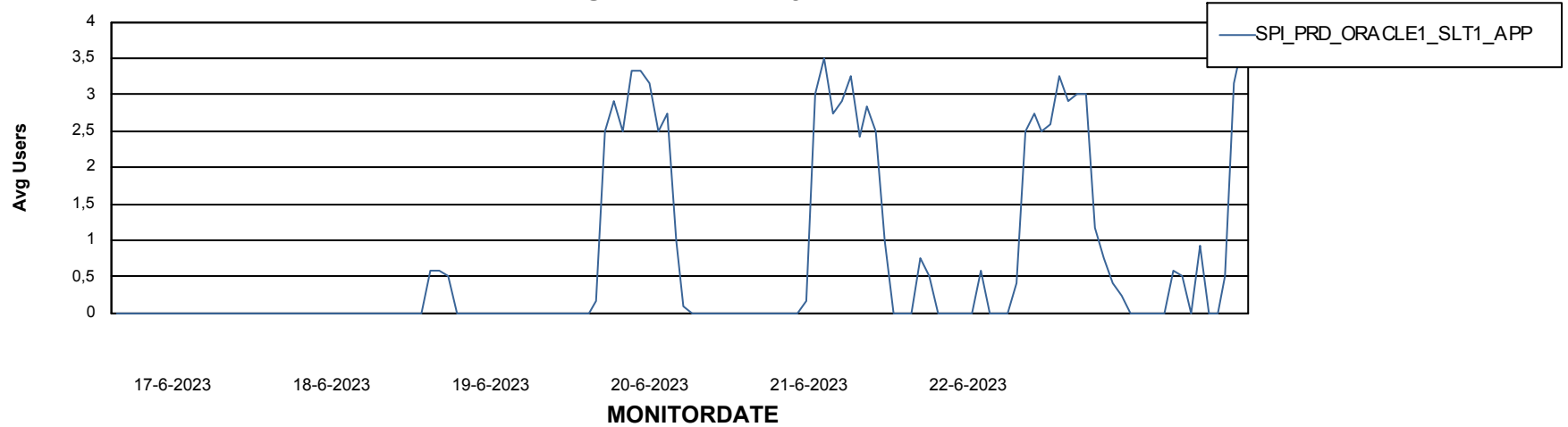


## ABSSolute Application Server Services

### Avg memory used per ABS Server Service



### Avg users per day per ABS server



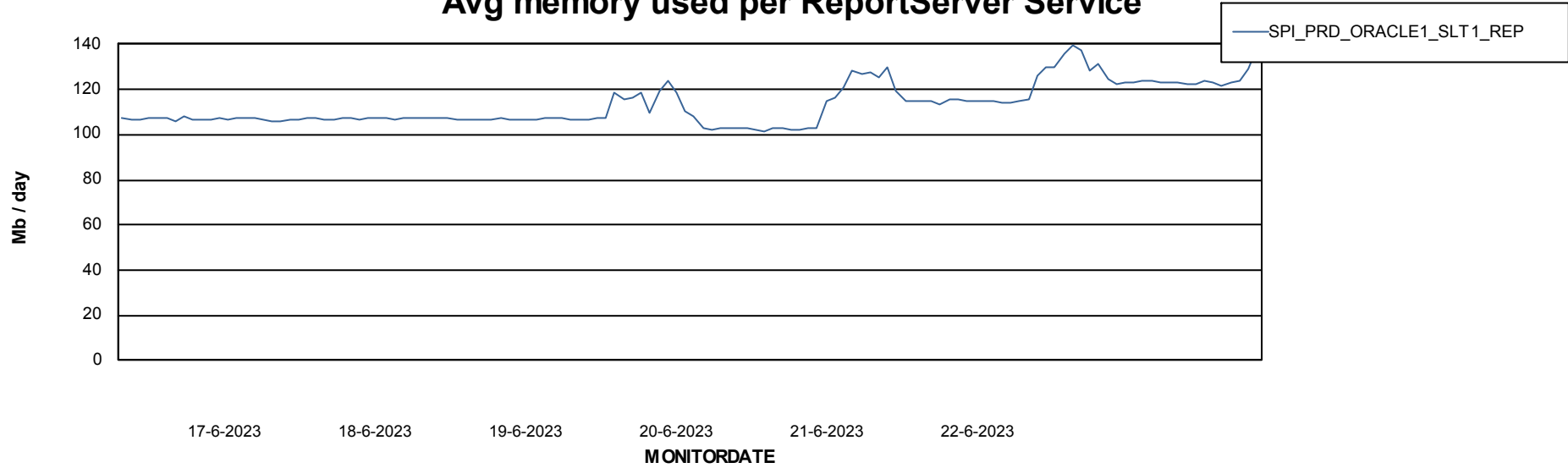
# Weekly SLA Customer Report

Customer SPI\_Production  
Database ID 49



## ABSSolute Application ReportServer Services

### Avg memory used per ReportServer Service



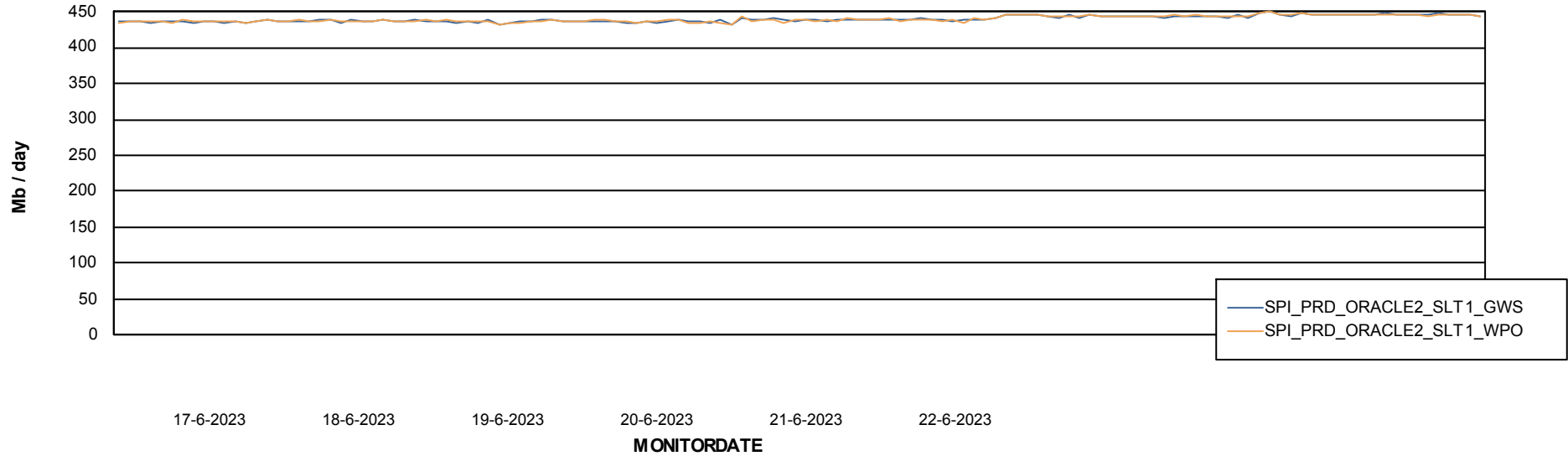
# Weekly SLA Customer Report

Customer SPI\_Production  
Database ID 49



## ABSSolute Web Component Services

### Avg memory used per ABS Web component



# Weekly SLA Customer Report

Customer SPI\_Production  
Database ID 49



## Disaster per ABS component

