

# Weekly SLA Customer Report

Customer PHS\_Production  
 Database ID 47



Harddisk Usage PHS\_PRD\_GCAB992b

	Free disk space on C: (%)	Total disk space on C: (Gb)	Used disk space on C: (Gb)	Free disk space on D: (%)	Total disk space on D: (Gb)	Used disk space on D: (Gb)	Free disk space on E: (%)	Total disk space on E: (Gb)	Used disk space on E: (Gb)
10-6-2023	32	99	68	17	650	540	51	200	99
9-6-2023	32	99	68	17	650	540	51	200	97
8-6-2023	32	99	68	16	650	545	50	200	100
7-6-2023	32	99	68	17	650	539	51	200	97
6-6-2023	32	99	68	17	650	537	52	200	97
5-6-2023	32	99	68	18	650	535	53	200	94
4-6-2023	32	99	68	18	650	535	54	200	92

Harddisk Usage PHS\_PRD\_GCAB993b

	Free disk space on C: (%)	Total disk space on C: (Gb)	Used disk space on C: (Gb)	Free disk space on D: (%)	Total disk space on D: (Gb)	Used disk space on D: (Gb)	Free disk space on E: (%)	Total disk space on E: (Gb)	Used disk space on E: (Gb)
10-6-2023	40	99	59	36	600	381	19	100	81
9-6-2023	40	99	59	36	600	381	17	100	83
8-6-2023	40	99	59	36	600	381	15	100	85
7-6-2023	41	99	59	36	600	381	17	100	83
6-6-2023	40	99	59	36	600	381	18	100	82
5-6-2023	40	99	59	36	600	381	21	100	79
4-6-2023	40	99	59	36	600	381	23	100	77

# Weekly SLA Customer Report

Customer PHS\_Production  
 Database ID 47



Harddisk Usage PHS\_PRD\_GCAB994b

	Free disk space on C: (%)	Total disk space on C: (Gb)	Used disk space on C: (Gb)	Free disk space on D: (%)	Total disk space on D: (Gb)	Used disk space on D: (Gb)	Free disk space on E: (%)	Total disk space on E: (Gb)	Used disk space on E: (Gb)
10-6-2023	27	99	73	28	600	433	34	150	99
9-6-2023	27	99	73	28	600	433	34	150	99
8-6-2023	27	99	72	28	600	433	34	150	99
7-6-2023	28	99	72	28	600	433	34	150	99
6-6-2023	28	99	72	28	600	433	34	150	99
5-6-2023	28	99	72	28	600	433	34	150	99
4-6-2023	28	99	72	28	600	433	34	150	99

Harddisk Usage PHS\_PRD\_GCAB995b

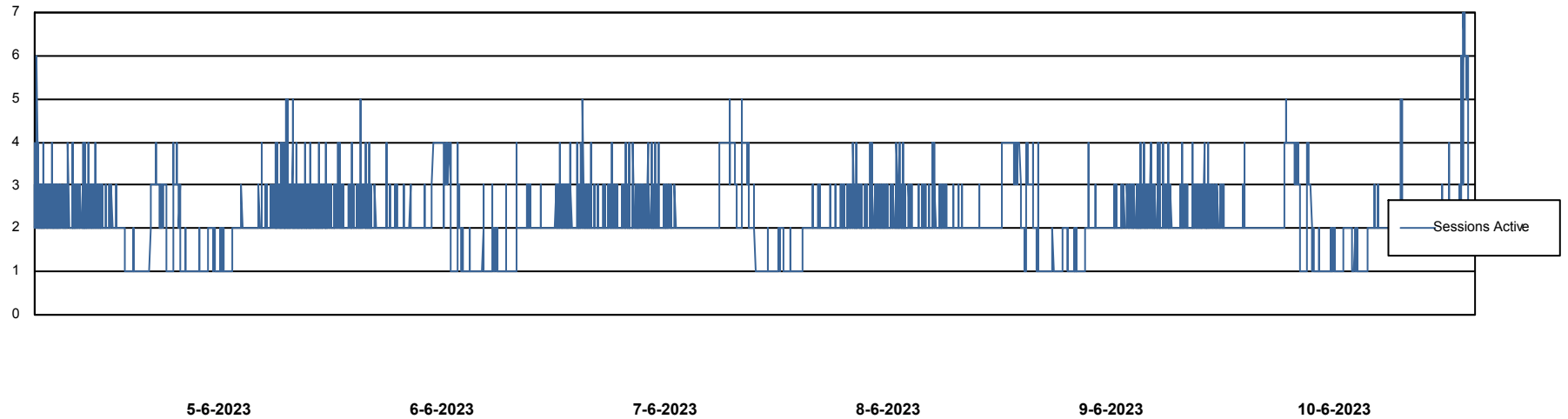
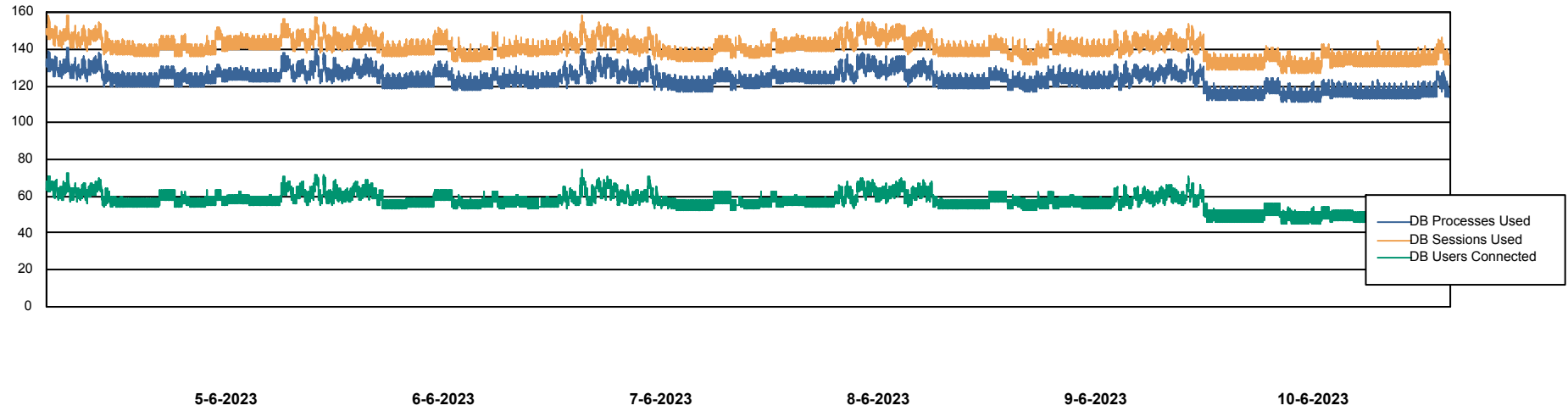
	Free disk space on C: (%)	Total disk space on C: (Gb)	Used disk space on C: (Gb)
10-6-2023	37	49	31
9-6-2023	37	49	31
8-6-2023	37	49	31
7-6-2023	37	49	31
6-6-2023	37	49	31
5-6-2023	37	49	31
4-6-2023	38	49	31

# Weekly SLA Customer Report

Customer PHS\_Production  
Database ID 47



## Database Performance PHSDB\_Production



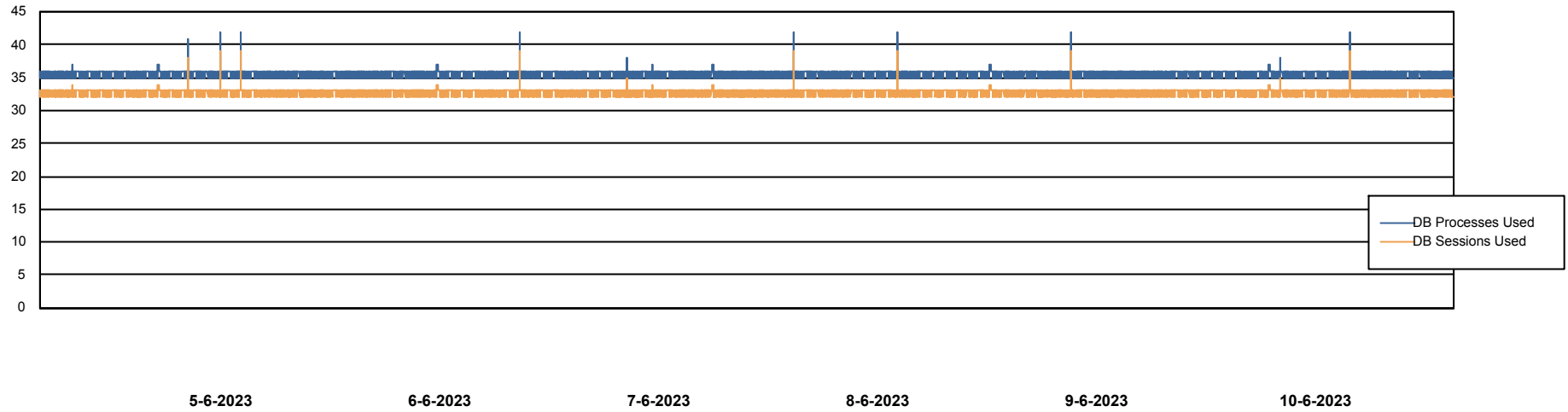
# Weekly SLA Customer Report

Customer PHS\_Production  
Database ID 47



Database Performance PHSDB\_Standby

DB Processes Max 1,000

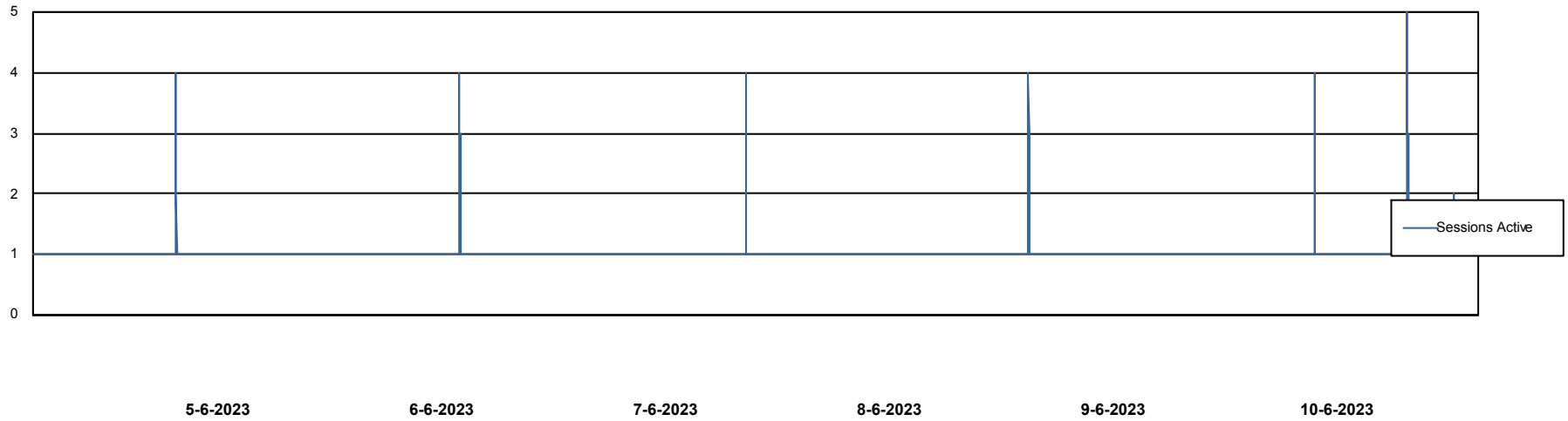
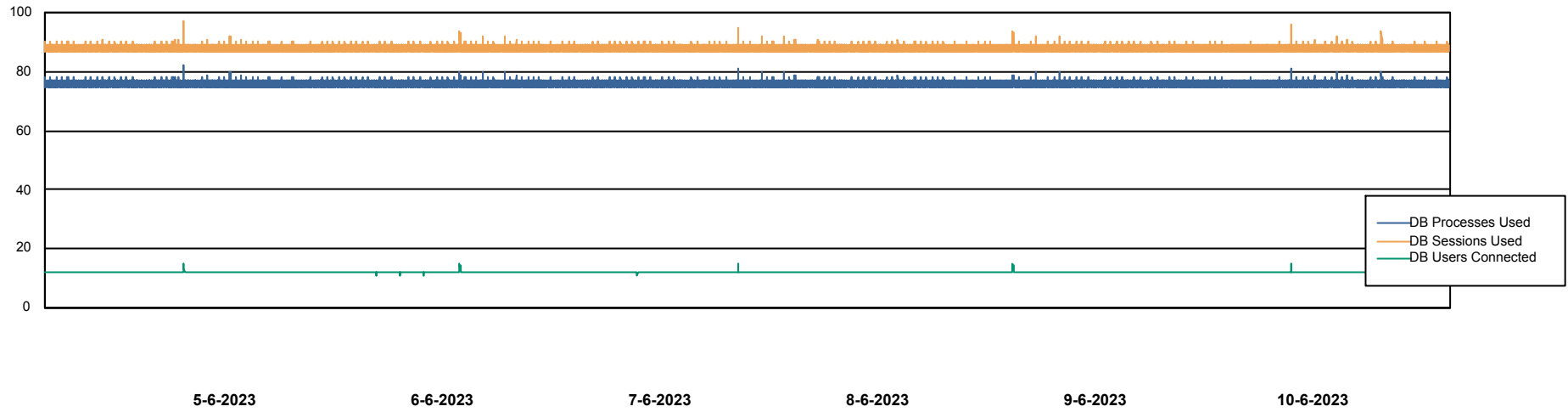


# Weekly SLA Customer Report

Customer PHS\_Production  
Database ID 47



## Database Performance PHSDB\_Test



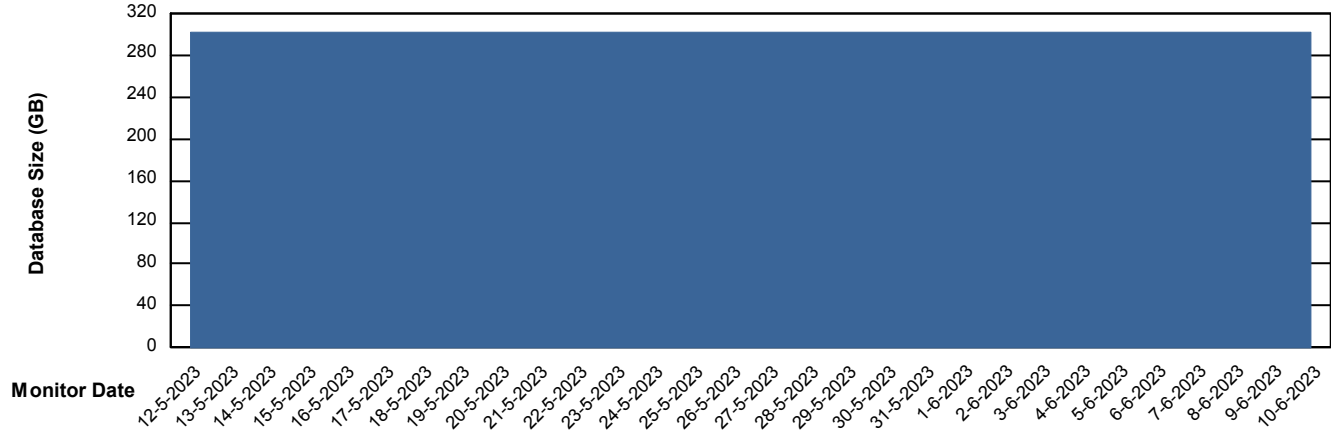
# Weekly SLA Customer Report

Customer PHS\_Production  
Database ID 47



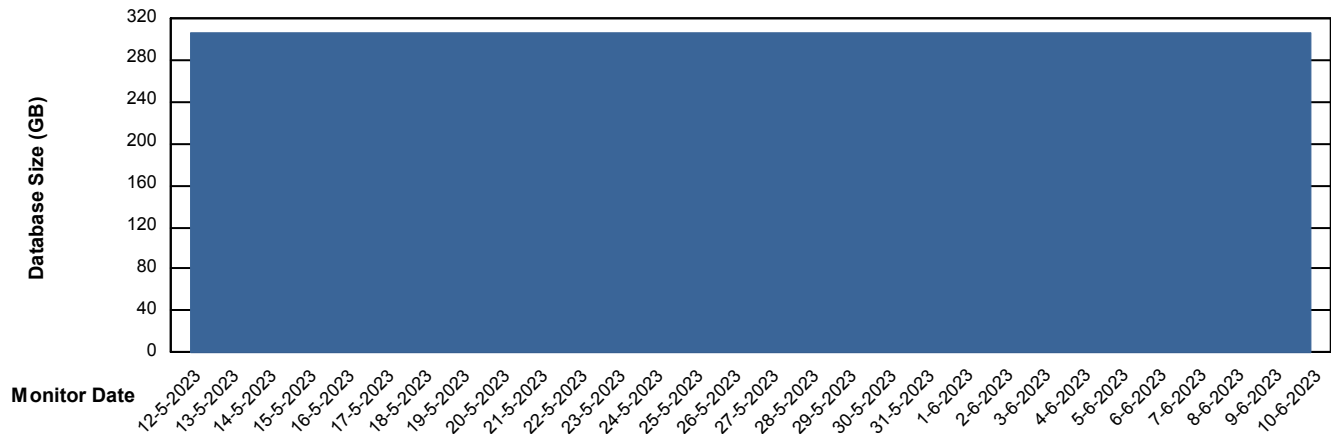
DATABASE SIZE PHSDB\_Production

### Database growth over last month



DATABASE SIZE PHSDB\_Test

### Database growth over last month



# Weekly SLA Customer Report

Customer PHS\_Production  
Database ID 47



Database Tablespace PHSDB\_Production

Date	Tablespace Name	Filesize (Gb)	Usedsize (Gb)	Percentage free
10-6-2023	ABSDATA	138	115	16
	INDX	214	177	17
9-6-2023	ABSDATA	138	115	16
	INDX	214	177	17
8-6-2023	ABSDATA	138	115	16
	INDX	214	177	17
7-6-2023	ABSDATA	138	115	16
	INDX	214	177	17
6-6-2023	ABSDATA	138	115	16
	INDX	214	177	17
5-6-2023	ABSDATA	138	115	16
	INDX	214	177	17
4-6-2023	ABSDATA	138	115	16
	INDX	214	177	17

# Weekly SLA Customer Report

Customer PHS\_Production  
 Database ID 47

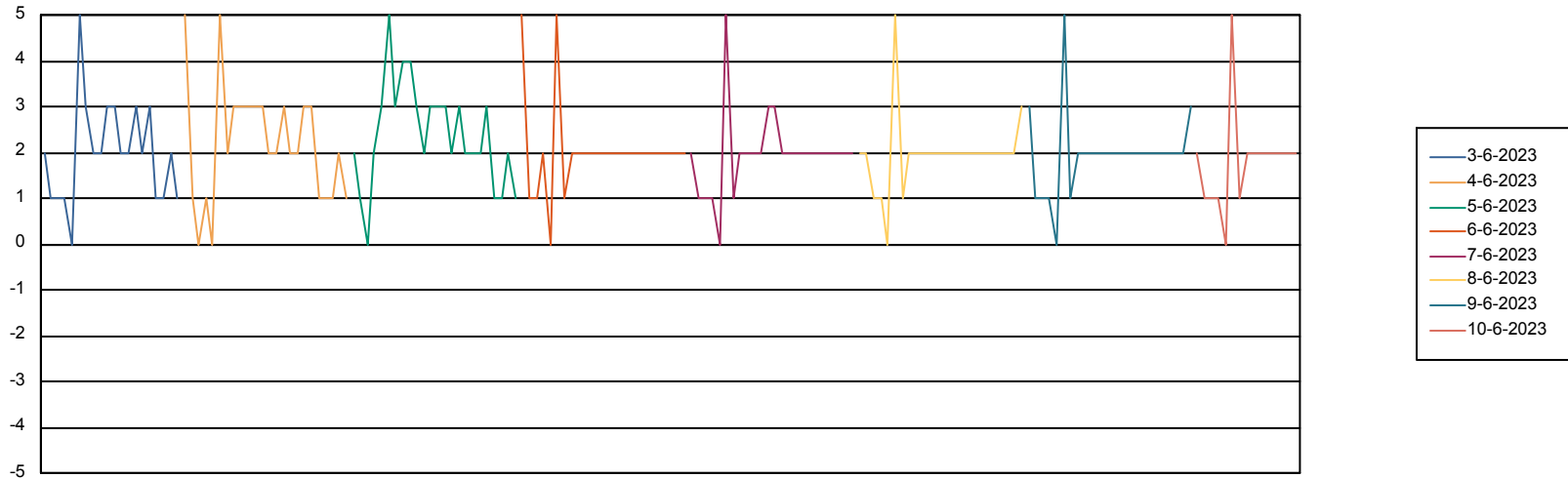


## Database Tablespace PHSDB\_Test

Date	Tablespace Name	Filesize (Gb)	Usedsize (Gb)	Percentage free
10-6-2023	ABSDATA	144	110	24
	INDX	192	146	24
9-6-2023	ABSDATA	144	110	24
	INDX	192	146	24
8-6-2023	ABSDATA	144	110	24
	INDX	192	146	24
7-6-2023	ABSDATA	144	110	24
	INDX	192	146	24
6-6-2023	ABSDATA	144	110	24
	INDX	192	146	24
5-6-2023	ABSDATA	144	110	24
	INDX	192	146	24
4-6-2023	ABSDATA	144	110	24
	INDX	192	146	24

## Standby Database Health PHS\_Production

Recovery lag for last 7 days



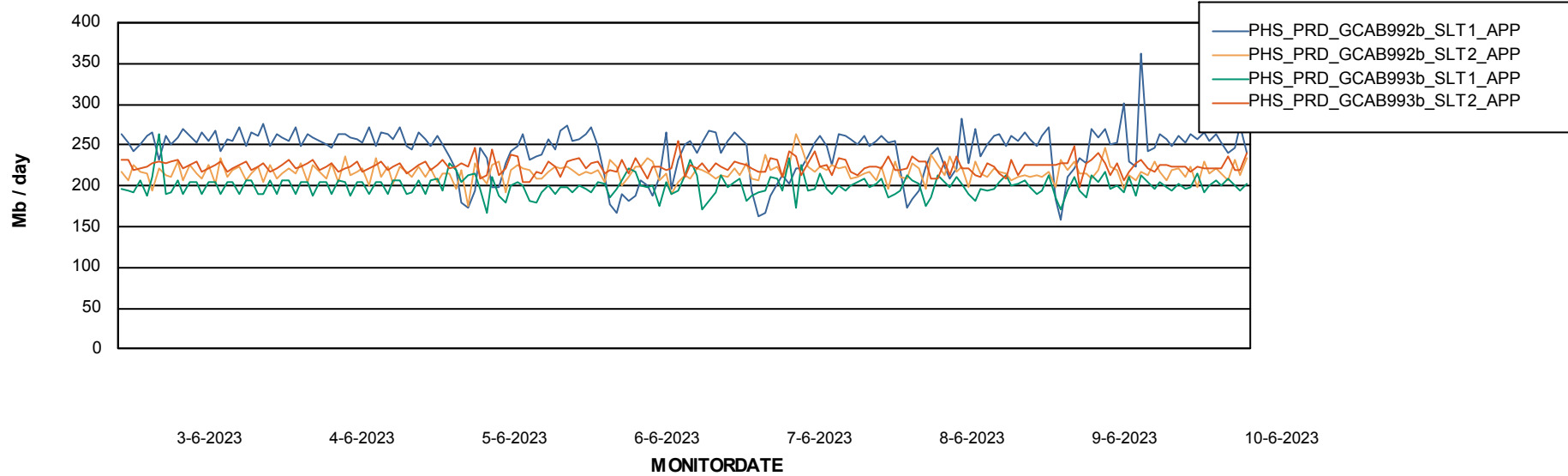
# Weekly SLA Customer Report

Customer PHS\_Production  
Database ID 47

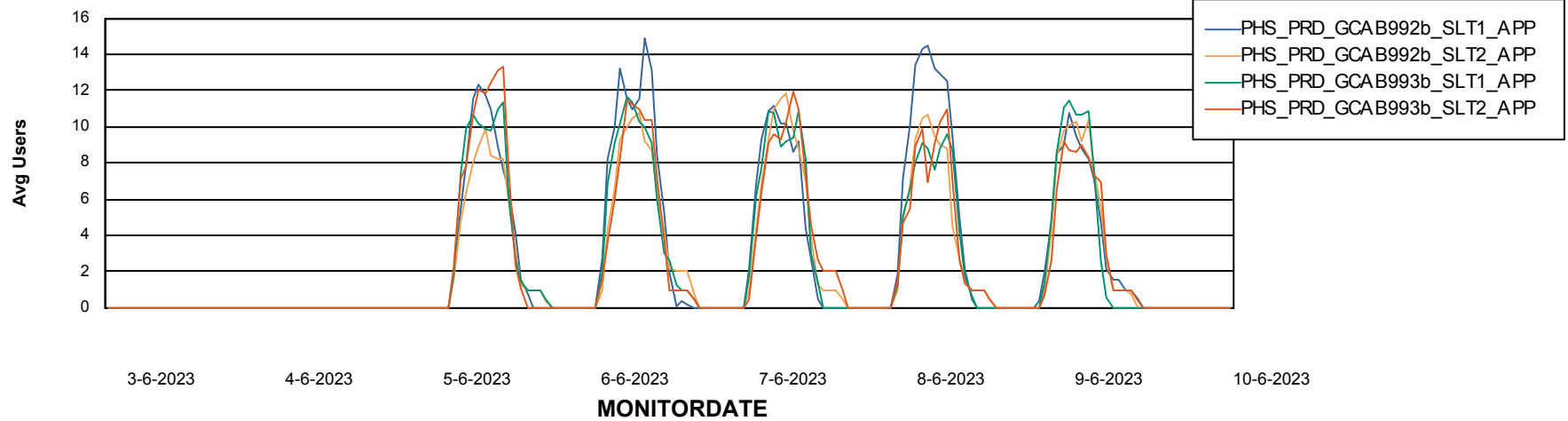


## ABSSolute Application Server Services

### Avg memory used per ABS Server Service



### Avg users per day per ABS server



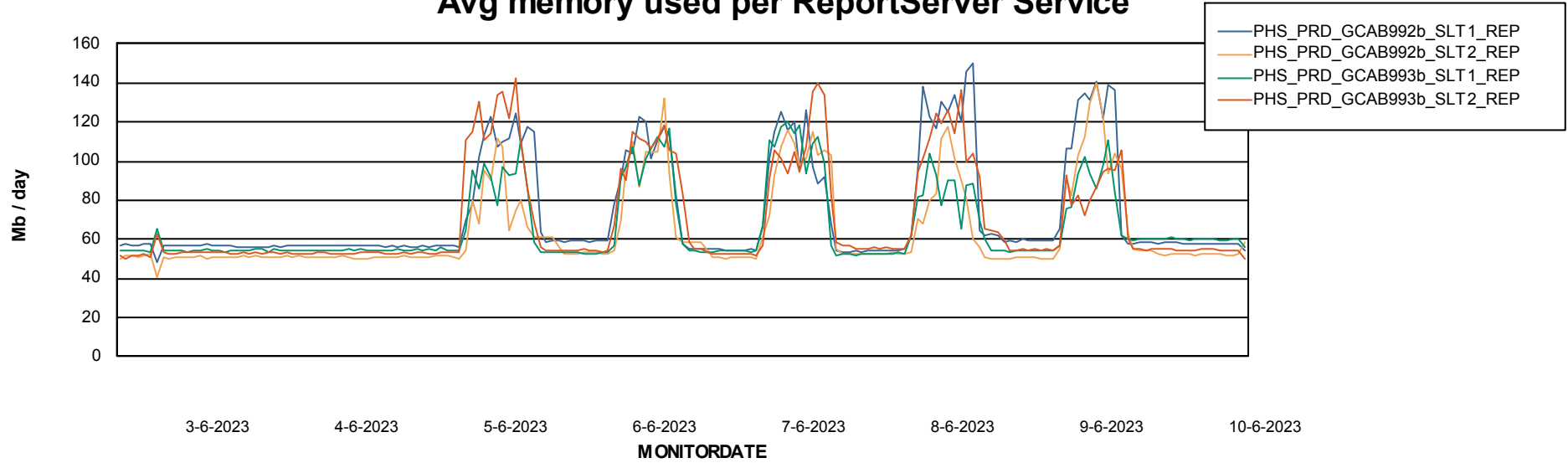
# Weekly SLA Customer Report

Customer PHS\_Production  
Database ID 47



## ABSSolute Application ReportServer Services

### Avg memory used per ReportServer Service



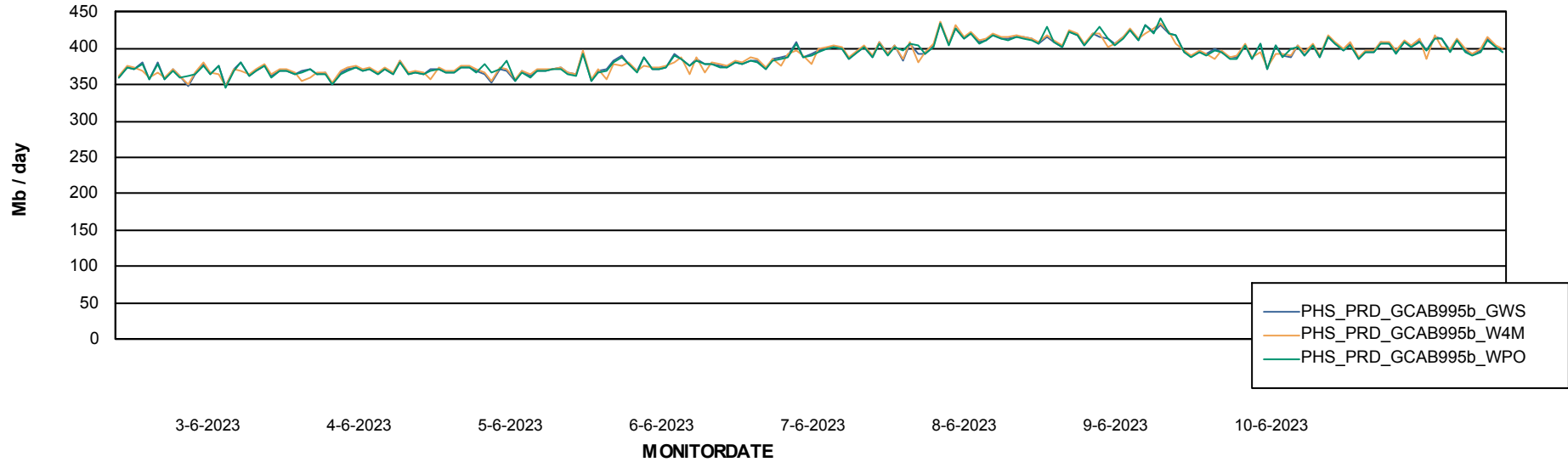
# Weekly SLA Customer Report

Customer PHS\_Production  
Database ID 47



## ABSSolute Web Component Services

### Avg memory used per ABS Web component



# Weekly SLA Customer Report

Customer PHS\_Production  
Database ID 47



## Disaster per ABS component

