

Weekly SLA Customer Report

Customer VEN_Production
 Database ID 35



Harddisk Usage VEN_PRD_VENABS06_DB

	Free disk space on C: (%)	Total disk space on C: (Gb)	Used disk space on C: (Gb)	Free disk space on D: (%)	Total disk space on D: (Gb)	Used disk space on D: (Gb)	Free disk space on E: (%)	Total disk space on E: (Gb)	Used disk space on E: (Gb)
3-6-2023	55	102	46	21	601	476	29	400	285
2-6-2023	55	102	46	21	601	476	25	400	299
1-6-2023	55	102	46	21	601	476	27	400	290
31-5-2023	56	102	45	21	601	476	28	400	286
30-5-2023	56	102	45	21	601	476	31	400	278
29-5-2023	55	102	46	21	601	476	30	400	281
28-5-2023	55	102	46	21	601	476	29	400	282

Harddisk Usage VEN_PRD_VENABS07_SB-DB

	Free disk space on C: (%)	Total disk space on C: (Gb)	Used disk space on C: (Gb)	Free disk space on D: (%)	Total disk space on D: (Gb)	Used disk space on D: (Gb)	Free disk space on E: (%)	Total disk space on E: (Gb)	Used disk space on E: (Gb)
3-6-2023	39	102	63	27	1,000	729	85	400	61
2-6-2023	39	102	63	27	1,000	729	85	400	58
1-6-2023	39	102	63	27	1,000	729	85	400	58
31-5-2023	39	102	63	27	1,000	729	85	400	59
30-5-2023	39	102	63	27	1,000	729	86	400	57
29-5-2023	39	102	63	27	1,000	729	86	400	57
28-5-2023	38	102	63	27	1,000	729	86	400	58

Weekly SLA Customer Report

Customer VEN_Production
 Database ID 35



Harddisk Usage VEN_PRD_VENABS08_BI

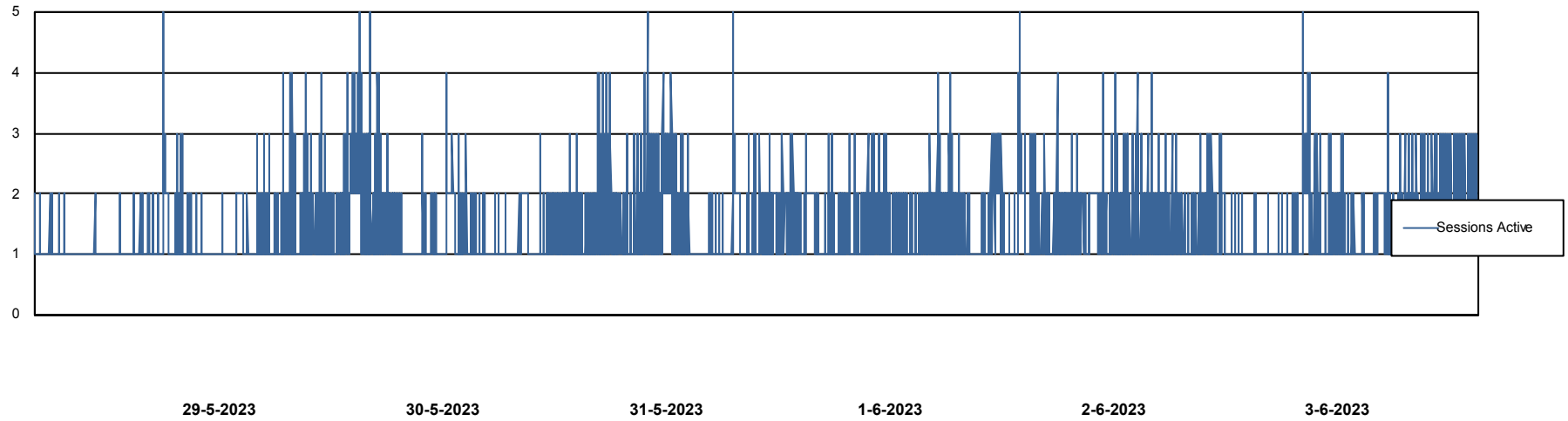
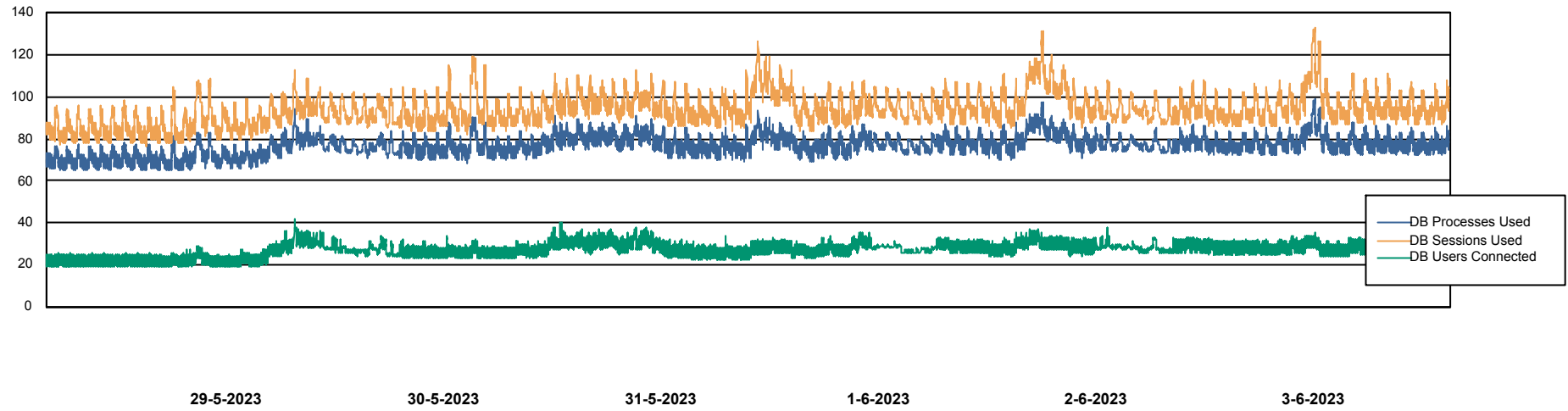
	Free disk space on C: (%)	Total disk space on C: (Gb)	Used disk space on C: (Gb)	Free disk space on D: (%)	Total disk space on D: (Gb)	Used disk space on D: (Gb)
3-6-2023	38	102	63	16	601	503
2-6-2023	38	102	63	16	601	502
1-6-2023	38	102	63	16	601	502
31-5-2023	38	102	63	16	601	502
30-5-2023	38	102	63	16	601	502
29-5-2023	38	102	63	16	601	502
28-5-2023	38	102	63	17	601	496

Weekly SLA Customer Report

Customer VEN_Production
Database ID 35



Database Performance VENDB_Production



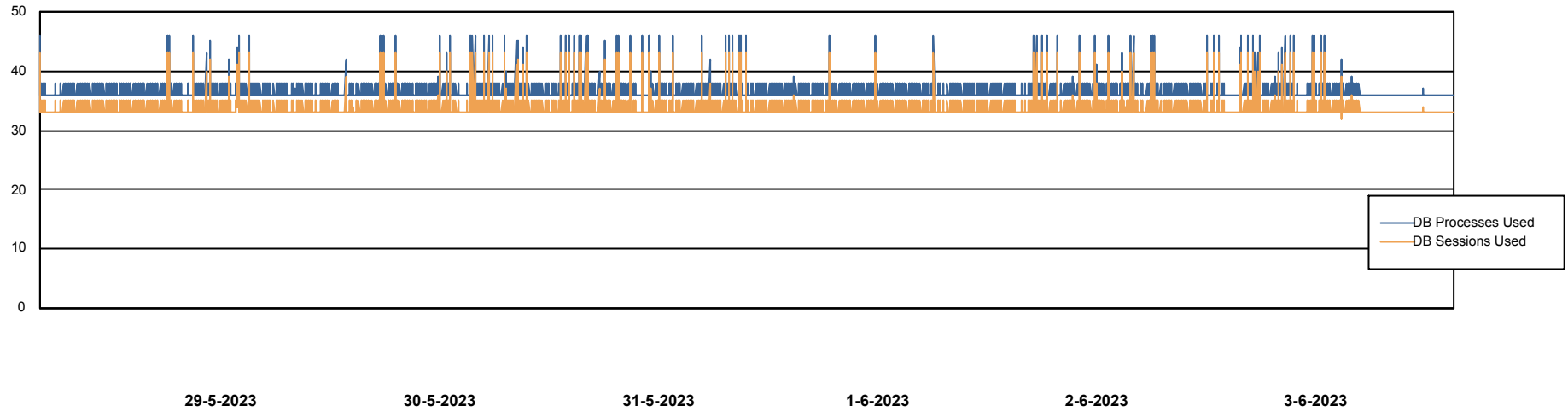
Weekly SLA Customer Report

Customer VEN_Production
Database ID 35



Database Performance VENDB_Standby

DB Processes Max 300



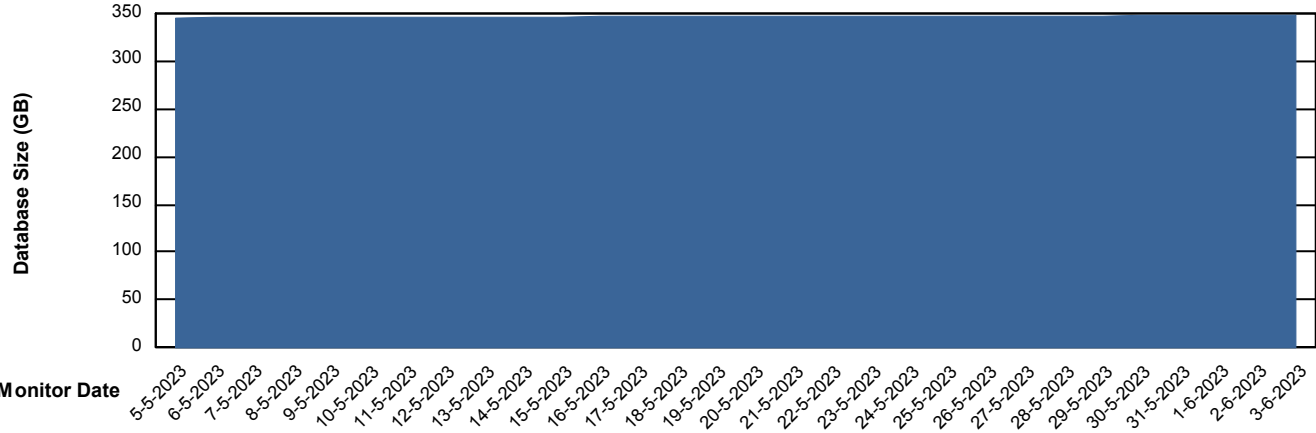
Weekly SLA Customer Report

Customer VEN_Production
 Database ID 35



DATABASE SIZE VENDB_Production

Database growth over last month



Database Tablespace VENDB_Production

Date	Tablespace Name	Filesize (Gb)	Usedsize (Gb)	Percentage free
3-6-2023	ABSDATA	212	177	16
	INDX	193	161	16
2-6-2023	ABSDATA	212	177	16
	INDX	193	161	17
1-6-2023	ABSDATA	212	177	16
	INDX	193	161	17
31-5-2023	ABSDATA	212	177	16
	INDX	193	161	17
30-5-2023	ABSDATA	212	177	16
	INDX	193	161	17
29-5-2023	ABSDATA	212	177	17
	INDX	193	161	17
28-5-2023	ABSDATA	212	177	17
	INDX	193	161	17

Weekly SLA Customer Report

Customer VEN_Production
Database ID 35



Standby Database Health VEN_Production

Recovery lag for last 7 days

