

# Weekly SLA Customer Report

Customer LLG\_Production  
 Database ID 53



Harddisk Usage LLG\_PRD\_APP01

	Free disk space on C: (%)	Total disk space on C: (Gb)	Used disk space on C: (Gb)	Free disk space on D: (%)	Total disk space on D: (Gb)	Used disk space on D: (Gb)
27-5-2023	17	200	165	95	200	11
26-5-2023	17	200	165	95	200	11
25-5-2023	17	200	165	95	200	11
24-5-2023	17	200	165	95	200	11
23-5-2023	17	200	165	95	200	11
22-5-2023	17	200	165	95	200	11
21-5-2023	17	200	165	95	200	11

Harddisk Usage LLG\_PRD\_APP02

	Free disk space on C: (%)	Total disk space on C: (Gb)	Used disk space on C: (Gb)	Free disk space on D: (%)	Total disk space on D: (Gb)	Used disk space on D: (Gb)
27-5-2023	54	200	92	91	200	18
26-5-2023	54	200	93	91	200	18
25-5-2023	54	200	93	91	200	18
24-5-2023	54	200	93	91	200	18
23-5-2023	53	200	93	91	200	18
22-5-2023	53	200	94	91	200	18
21-5-2023	53	200	94	91	200	18

# Weekly SLA Customer Report

Customer LLG\_Production  
Database ID 53



## Harddisk Usage LLG\_PRD\_BI02

	Free disk space on C: (%)	Total disk space on C: (Gb)	Used disk space on C: (Gb)	Free disk space on D: (%)	Total disk space on D: (Gb)	Used disk space on D: (Gb)
27-5-2023	54	150	68	38	685	421
26-5-2023	55	150	68	39	685	421
25-5-2023	55	150	67	39	685	421
24-5-2023	55	150	67	39	685	421
23-5-2023	55	150	67	39	685	421
22-5-2023	55	150	67	39	685	421
21-5-2023	56	150	66	39	685	421

## Harddisk Usage LLG\_PRD\_OR01

	Free disk space on C: (%)	Total disk space on C: (Gb)	Used disk space on C: (Gb)	Free disk space on D: (%)	Total disk space on D: (Gb)	Used disk space on D: (Gb)	Free disk space on E: (%)	Total disk space on E: (Gb)	Used disk space on E: (Gb)
27-5-2023	82	279	50	52	928	449	24	749	571
26-5-2023	82	279	50	52	928	449	24	749	573
25-5-2023	82	279	50	52	928	449	24	749	572
24-5-2023	82	279	50	52	928	449	24	749	573
23-5-2023	82	279	50	52	928	449	23	749	574
22-5-2023	82	279	50	52	928	449	26	749	553
21-5-2023	82	279	50	52	928	449	24	749	566

# Weekly SLA Customer Report

Customer LLG\_Production  
Database ID 53



## Harddisk Usage LLG\_PRD\_OR02

	Free disk space on C: (%)	Total disk space on C: (Gb)	Used disk space on C: (Gb)	Free disk space on D: (%)	Total disk space on D: (Gb)	Used disk space on D: (Gb)	Free disk space on E: (%)	Total disk space on E: (Gb)	Used disk space on E: (Gb)
27-5-2023	83	279	46	88	1,117	131	93	559	38
26-5-2023	84	279	46	88	1,117	131	93	559	38
25-5-2023	84	279	45	88	1,117	131	93	559	38
24-5-2023	84	279	45	88	1,117	131	93	559	38
23-5-2023	84	279	44	88	1,117	131	93	559	38
22-5-2023	84	279	44	88	1,117	131	93	559	38
21-5-2023	84	279	44	88	1,117	131	93	559	38

## Harddisk Usage LLG\_PRD\_TS2

	Free disk space on C: (%)	Total disk space on C: (Gb)	Used disk space on C: (Gb)	Free disk space on D: (%)	Total disk space on D: (Gb)	Used disk space on D: (Gb)	Free disk space on E: (%)	Total disk space on E: (Gb)	Used disk space on E: (Gb)
27-5-2023	22	279	219	57	993	426	53	684	321
26-5-2023	22	279	219	57	993	426	53	684	322
25-5-2023	22	279	218	57	993	426	53	684	322
24-5-2023	22	279	218	57	993	426	53	684	321
23-5-2023	22	279	218	57	993	426	53	684	324
22-5-2023	22	279	218	57	993	426	41	684	405
21-5-2023	22	279	218	57	993	426	53	684	321

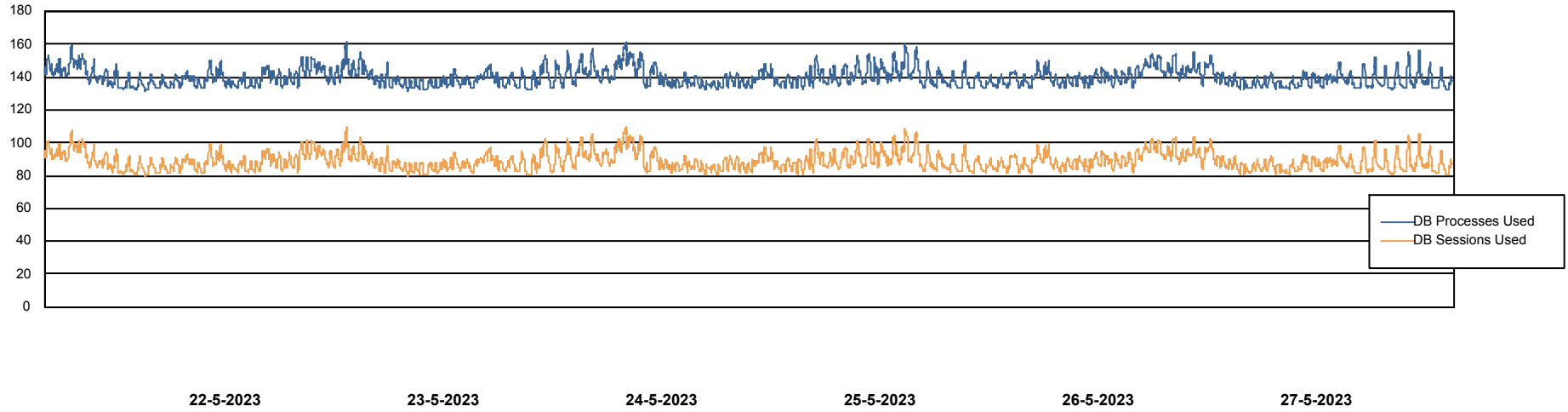
# Weekly SLA Customer Report

Customer LLG\_Production  
Database ID 53



## Database Performance LIGDB\_Production

DB Processes Max 300  
DB Sessions Max 4



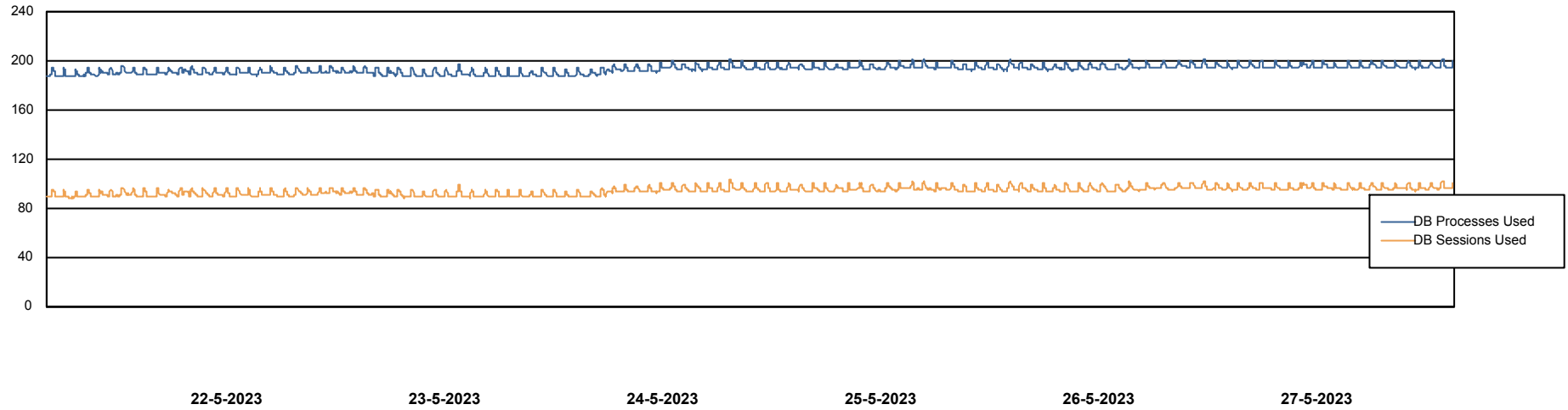
# Weekly SLA Customer Report

Customer LLG\_Production  
Database ID 53



## Database Performance LLGDB\_Standby\_TS2

DB Processes Max 0  
DB Processes Max 4  
DB Processes Max 300



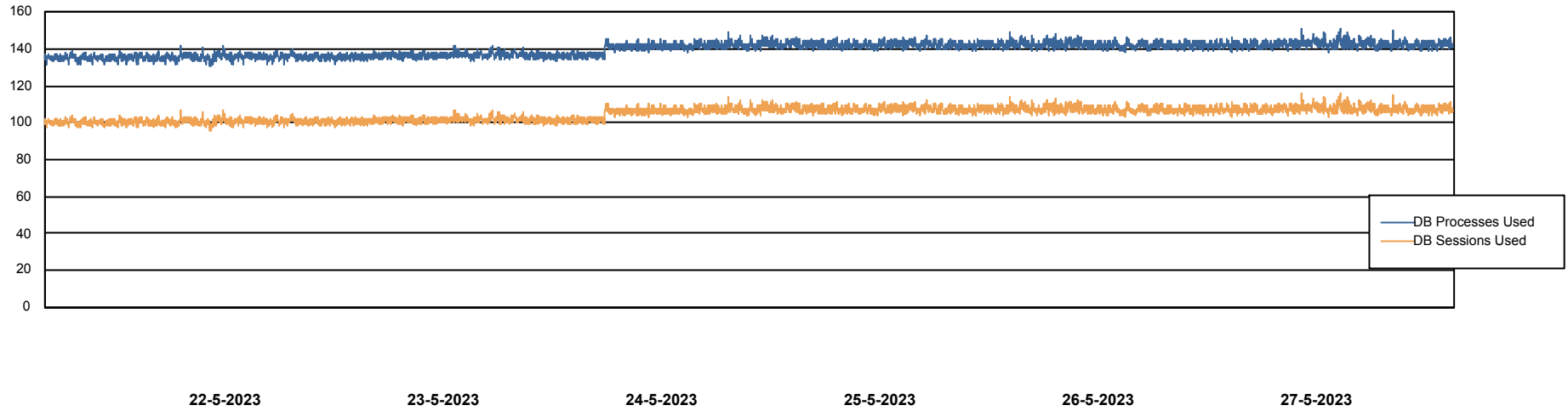
# Weekly SLA Customer Report

Customer LLG\_Production  
Database ID 53



Database Performance LLGDBBI\_Production

DB Processes Max 1,000



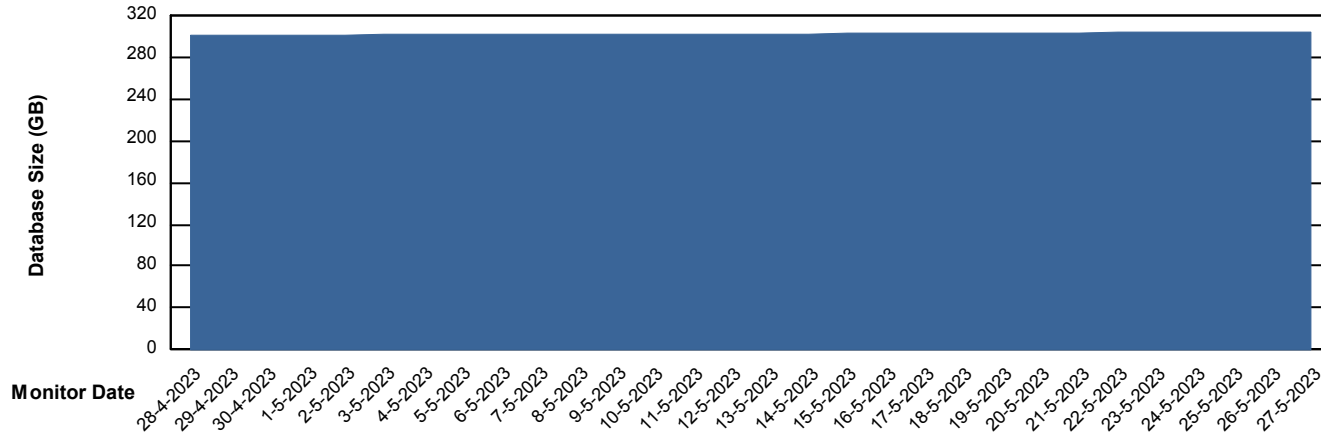
# Weekly SLA Customer Report

Customer LLG\_Production  
Database ID 53



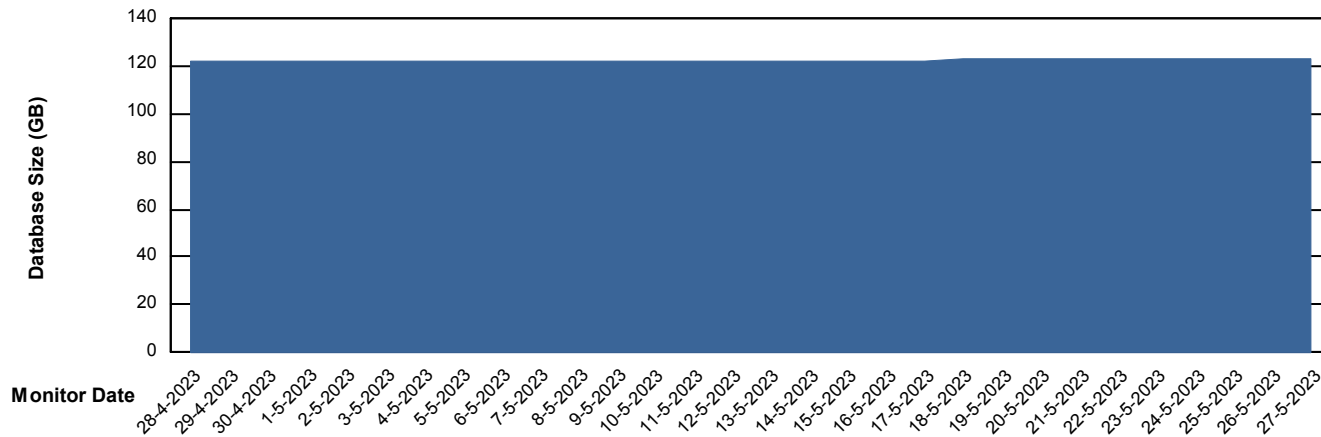
DATABASE SIZE LLGDB\_Production

### Database growth over last month



DATABASE SIZE LLGDBBI\_Production

### Database growth over last month



# Weekly SLA Customer Report

Customer LLG\_Production  
 Database ID 53



Database Tablespace LLGDB\_Production

Date	Tablespace Name	Filesize (Gb)	Usedsize (Gb)	Percentage free
27-5-2023	ABSDATA	178	120	32
	INDX	216	174	20
26-5-2023	ABSDATA	178	120	32
	INDX	216	174	20
25-5-2023	ABSDATA	178	120	32
	INDX	216	174	20
24-5-2023	ABSDATA	178	120	32
	INDX	216	174	20
23-5-2023	ABSDATA	178	120	32
	INDX	216	174	20
22-5-2023	ABSDATA	178	120	33
	INDX	216	174	20
21-5-2023	ABSDATA	178	120	33
	INDX	216	173	20

# Weekly SLA Customer Report

Customer      LLG\_Production  
 Database ID    53



Database Tablespace      LLGDBBI\_Production

Date	Tablespace Name	Filesize (Gb)	Usedsize (Gb)	Percentage free
27-5-2023	ABSDATA	100	54	46
	INDX	120	62	49
26-5-2023	ABSDATA	100	54	46
	INDX	120	62	49
25-5-2023	ABSDATA	100	54	46
	INDX	120	62	49
24-5-2023	ABSDATA	100	54	46
	INDX	120	62	49
23-5-2023	ABSDATA	100	54	46
	INDX	120	62	49
22-5-2023	ABSDATA	100	54	46
	INDX	120	61	49
21-5-2023	ABSDATA	100	54	46
	INDX	120	61	49

BI Status and last ETL error for      LLGDBBI\_Production

	ma 22/5/2023	di 23/5/2023	wo 24/5/2023	do 25/5/2023	vr 26/5/2023	za 27/5/2023
<b>ABS DataWarehouse ETL Health</b>	OK	OK	OK	OK	OK	OK
<b>ABS DWHStaging ETL Health</b>	OK	OK	OK	OK	OK	OK

# Weekly SLA Customer Report

Customer LLG\_Production  
Database ID 53



BI last ETL error for	LLGDBBI_Production
di, 23-05-2023	None
do, 25-05-2023	None
za, 27-05-2023	None
ma, 22-05-2023	None
zo, 21-05-2023	None
di, 23-05-2023	None
do, 25-05-2023	None
wo, 24-05-2023	None
vr, 26-05-2023	None
wo, 24-05-2023	None
za, 27-05-2023	None
zo, 21-05-2023	None
ma, 22-05-2023	None
vr, 26-05-2023	None

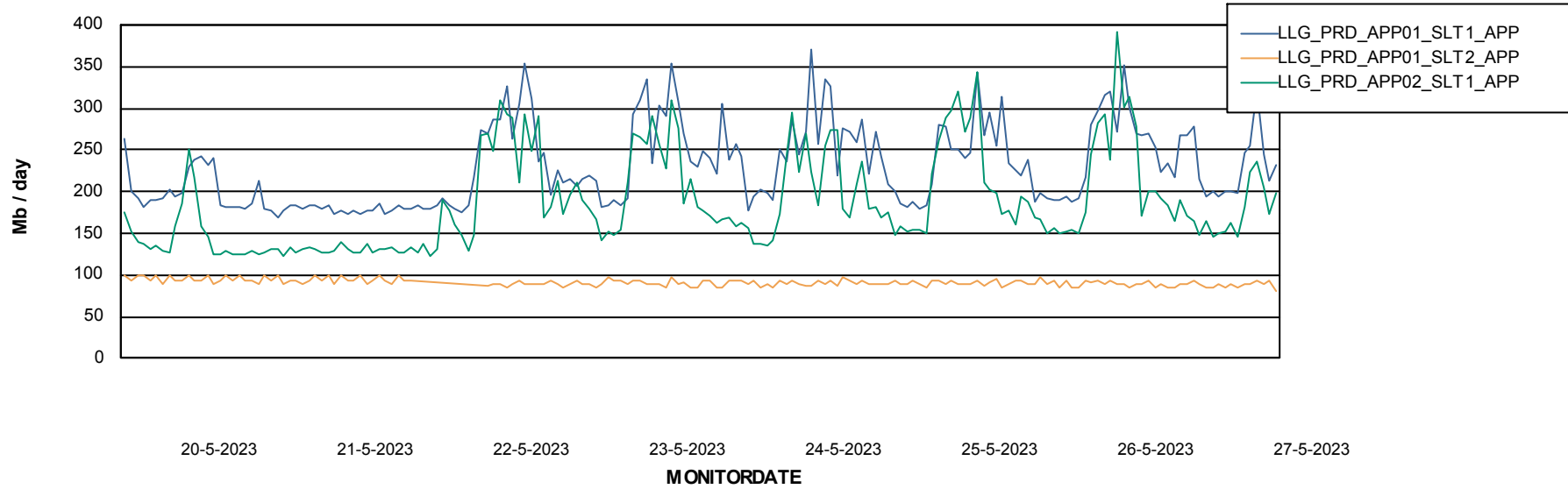
# Weekly SLA Customer Report

Customer LLG\_Production  
Database ID 53



## ABSSolute Application Server Services

### Avg memory used per ABS Server Service



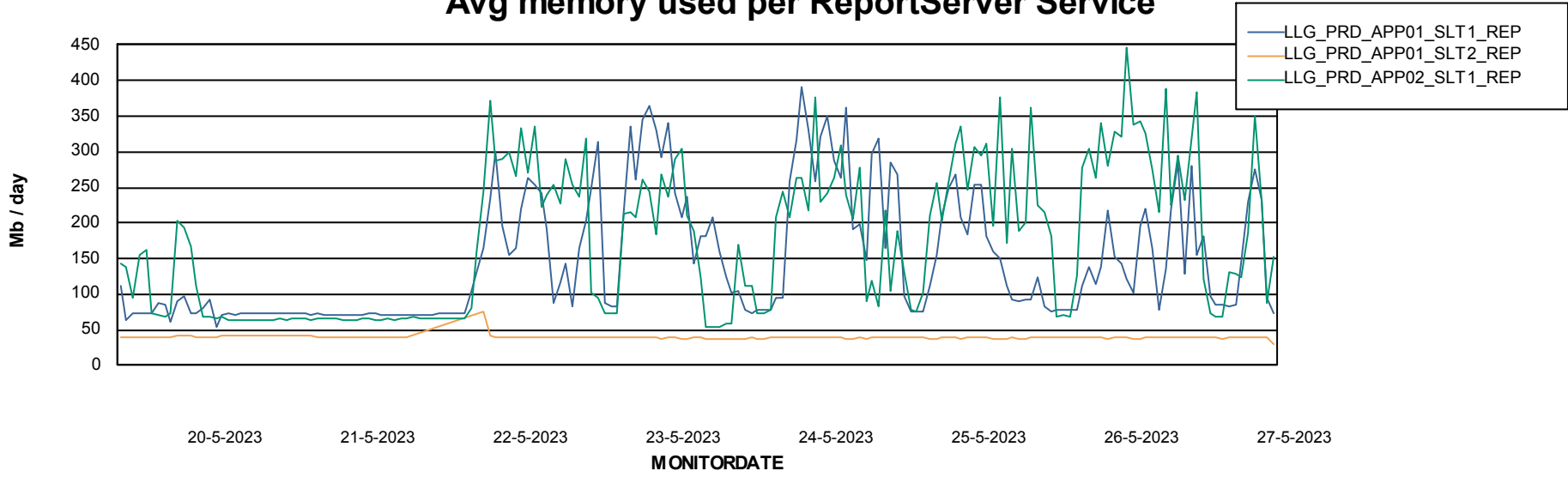
# Weekly SLA Customer Report

Customer LLG\_Production  
Database ID 53

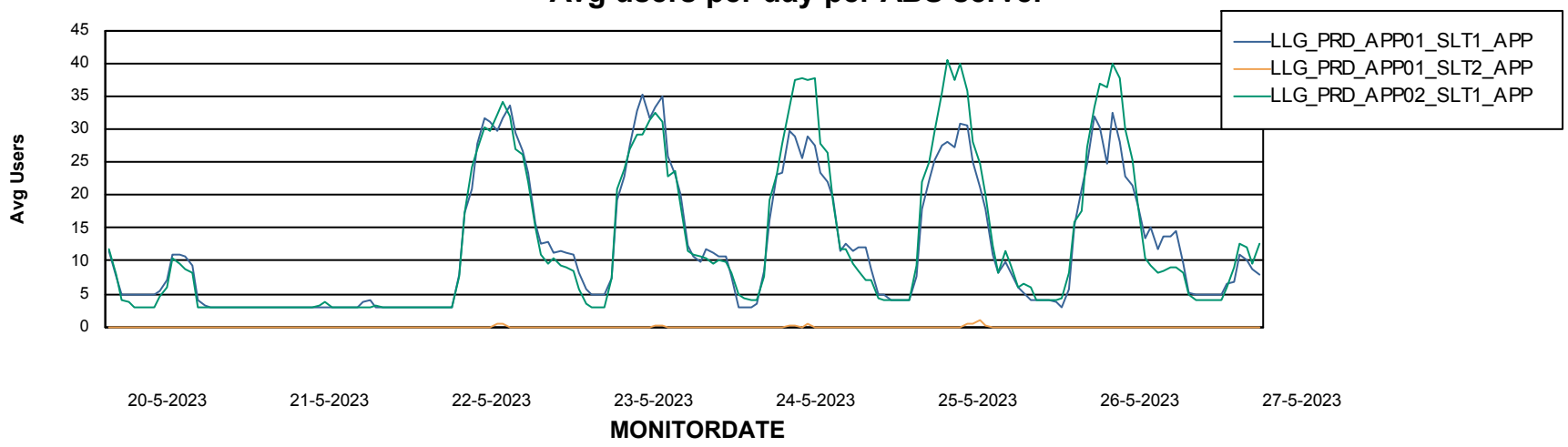


## ABSSolute Application Server Services

### Avg memory used per ReportServer Service



### Avg users per day per ABS server



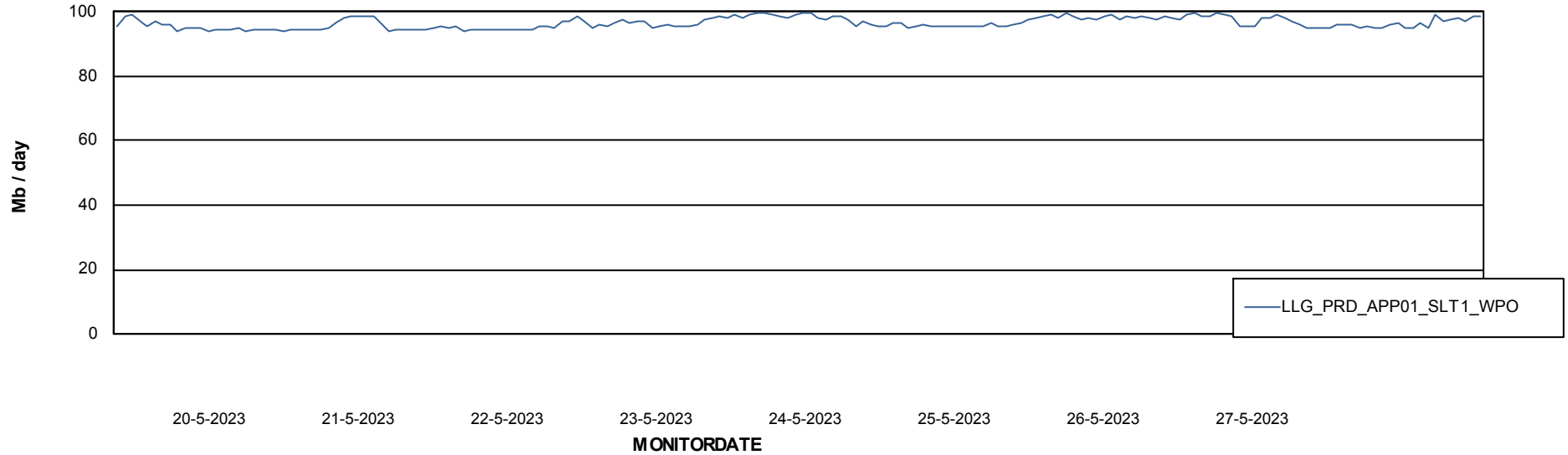
# Weekly SLA Customer Report

Customer LLG\_Production  
Database ID 53



## ABSSolute Application Server Services

### Avg memory used per ABS Web component



# Weekly SLA Customer Report

Customer LLG\_Production  
Database ID 53



## Disaster per ABS component

