

Weekly SLA Customer Report

Customer VEN_Production
Database ID 35



Harddisk Usage VEN_PRD_VENABS06_DB

	Free disk space on C: (%)	Total disk space on C: (Gb)	Used disk space on C: (Gb)	Free disk space on D: (%)	Total disk space on D: (Gb)	Used disk space on D: (Gb)	Free disk space on E: (%)	Total disk space on E: (Gb)	Used disk space on E: (Gb)
13-5-2023	57	102	44	21	601	476	28	400	287
12-5-2023	57	102	44	21	601	476	29	400	283
11-5-2023	57	102	44	21	601	476	29	400	283
10-5-2023	57	102	44	21	601	476	31	400	278
9-5-2023	57	102	44	21	601	476	31	400	277
8-5-2023	57	102	44	21	601	476	31	400	276
7-5-2023	57	102	44	21	601	476	30	400	282

Harddisk Usage VEN_PRD_VENABS07_SB-DB

	Free disk space on C: (%)	Total disk space on C: (Gb)	Used disk space on C: (Gb)	Free disk space on D: (%)	Total disk space on D: (Gb)	Used disk space on D: (Gb)	Free disk space on E: (%)	Total disk space on E: (Gb)	Used disk space on E: (Gb)
13-5-2023	41	102	60	27	1,000	729	86	400	55
12-5-2023	41	102	60	27	1,000	729	86	400	56
11-5-2023	41	102	60	27	1,000	729	86	400	56
10-5-2023	41	102	60	27	1,000	729	86	400	56
9-5-2023	41	102	60	27	1,000	729	86	400	56
8-5-2023	41	102	60	27	1,000	729	86	400	55
7-5-2023	41	102	60	27	1,000	729	86	400	55

Weekly SLA Customer Report

Customer VEN_Production
 Database ID 35



Harddisk Usage VEN_PRD_VENABS08_BI

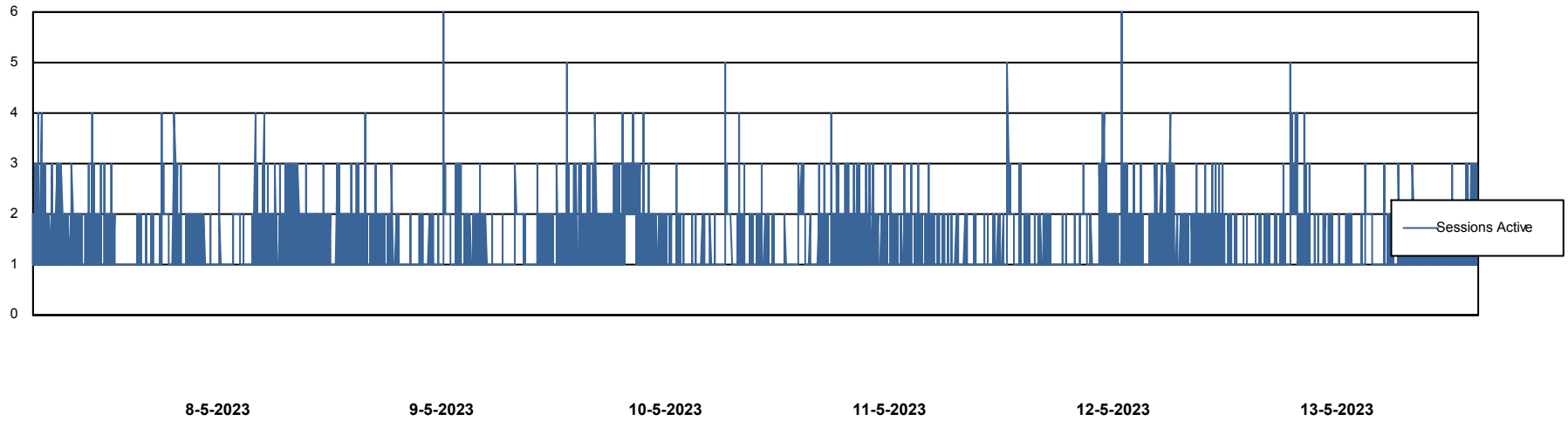
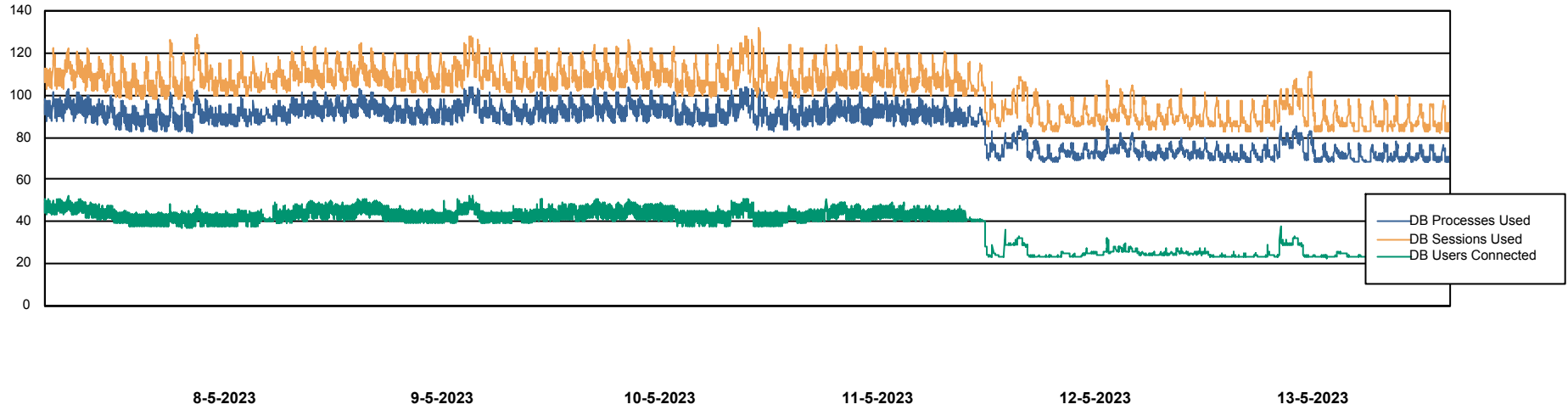
	Free disk space on C: (%)	Total disk space on C: (Gb)	Used disk space on C: (Gb)	Free disk space on D: (%)	Total disk space on D: (Gb)	Used disk space on D: (Gb)
13-5-2023	39	102	62	20	601	483
12-5-2023	39	102	62	20	601	483
11-5-2023	39	102	62	20	601	483
10-5-2023	39	102	62	20	601	483
9-5-2023	39	102	62	20	601	483
8-5-2023	39	102	62	20	601	483
7-5-2023	39	102	62	20	601	483

Weekly SLA Customer Report

Customer VEN_Production
Database ID 35



Database Performance VENDB_Production



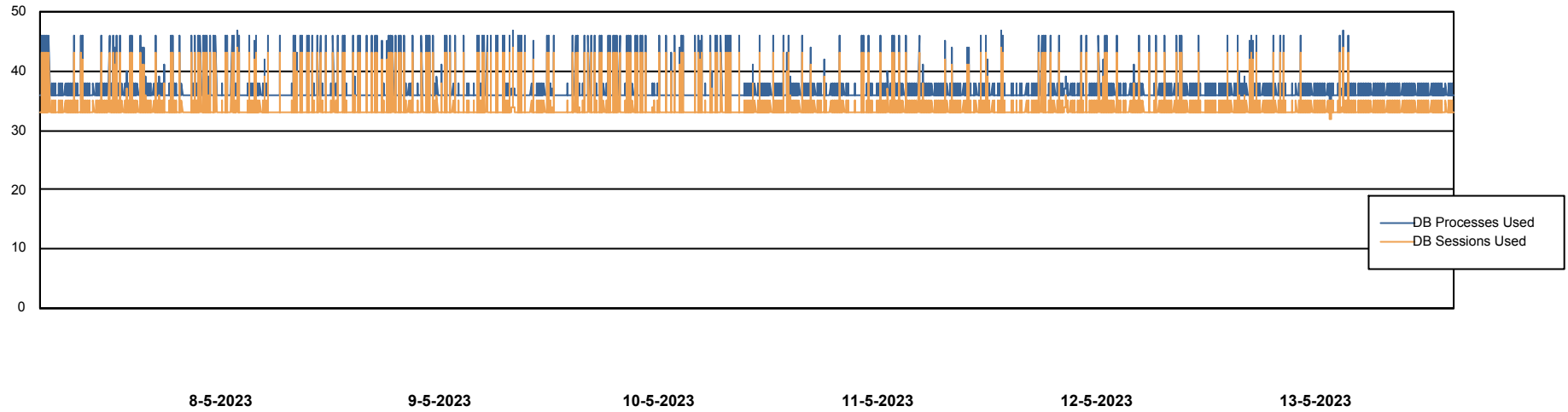
Weekly SLA Customer Report

Customer VEN_Production
Database ID 35



Database Performance VENDB_Standby

DB Processes Max 300



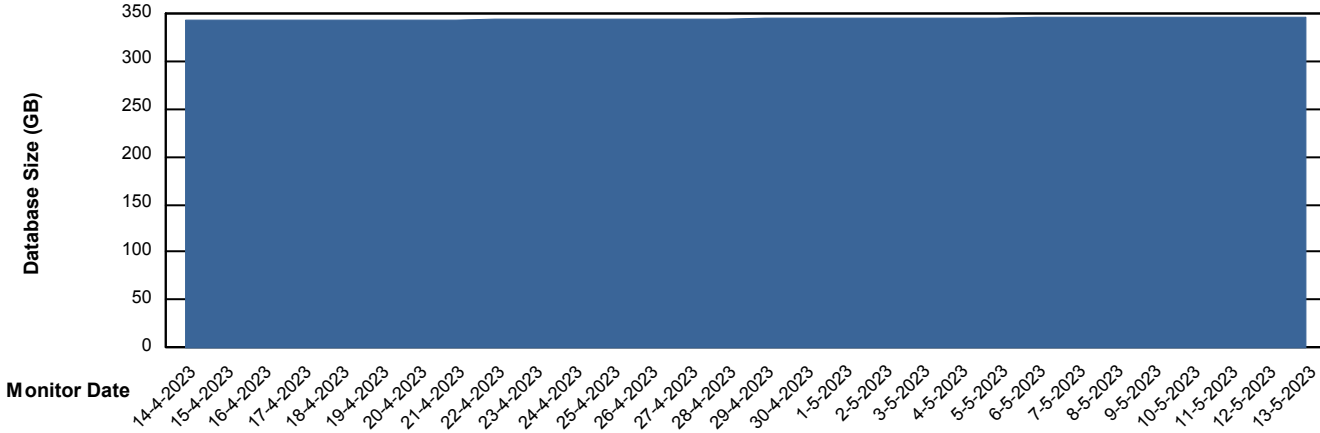
Weekly SLA Customer Report

Customer VEN_Production
 Database ID 35



DATABASE SIZE VENDB_Production

Database growth over last month



Database Tablespace VENDB_Production

Date	Tablespace Name	Filesize (Gb)	Usedsize (Gb)	Percentage free
13-5-2023	ABSDATA	212	177	17
	INDX	193	160	17
12-5-2023	ABSDATA	212	176	17
	INDX	193	160	17
11-5-2023	ABSDATA	212	176	17
	INDX	193	160	17
10-5-2023	ABSDATA	212	176	17
	INDX	193	160	17
9-5-2023	ABSDATA	212	176	17
	INDX	193	160	17
8-5-2023	ABSDATA	212	176	17
	INDX	193	160	17
7-5-2023	ABSDATA	212	176	17
	INDX	193	160	17

Weekly SLA Customer Report

Customer VEN_Production
Database ID 35



Standby Database Health VEN_Production

Recovery lag for last 7 days

